

US00D930098S

(12) **United States Design Patent** (10) **Patent No.:** **US D930,098 S**
Kitching, Jr. et al. (45) **Date of Patent:** **** Sep. 7, 2021**

(54) **GOLF CLUB HEAD**
(71) Applicant: **Acushnet Company**, Fairhaven, MA (US)
(72) Inventors: **Joseph F. Kitching, Jr.**, Carlsbad, CA (US); **Christopher D. Harvell**, San Marcos, CA (US)
(73) Assignee: **Acushnet Company**, Fairhaven, MA (US)
(**) Term: **15 Years**
(21) Appl. No.: **29/713,485**
(22) Filed: **Nov. 15, 2019**
(51) **LOC (13) Cl.** **21-02**
(52) **U.S. Cl.**
USPC **D21/752**
(58) **Field of Classification Search**
USPC D21/733, 752, 759
CPC A63B 53/00; A63B 53/04; A63B 53/0466; A63B 2053/002; A63B 2053/0445; A63B 2053/0433; A63B 2053/0491; A63B 2053/0437; A63B 60/00; A63B 60/46
See application file for complete search history.

(56) **References Cited**
U.S. PATENT DOCUMENTS
D472,950 S * 4/2003 Burnett D21/752
D523,918 S * 6/2006 Foster D21/752
D524,891 S * 7/2006 Foster D21/752
D603,919 S * 11/2009 Gray D21/752
D604,376 S * 11/2009 Darley D21/752
D614,711 S * 4/2010 Harbert D21/752
D631,111 S * 1/2011 Bennett D21/752
D663,371 S * 7/2012 Kim D21/752
D665,863 S * 8/2012 Gonzalez D21/759
D707,767 S * 6/2014 Song D21/752
D708,686 S * 7/2014 Day D21/752

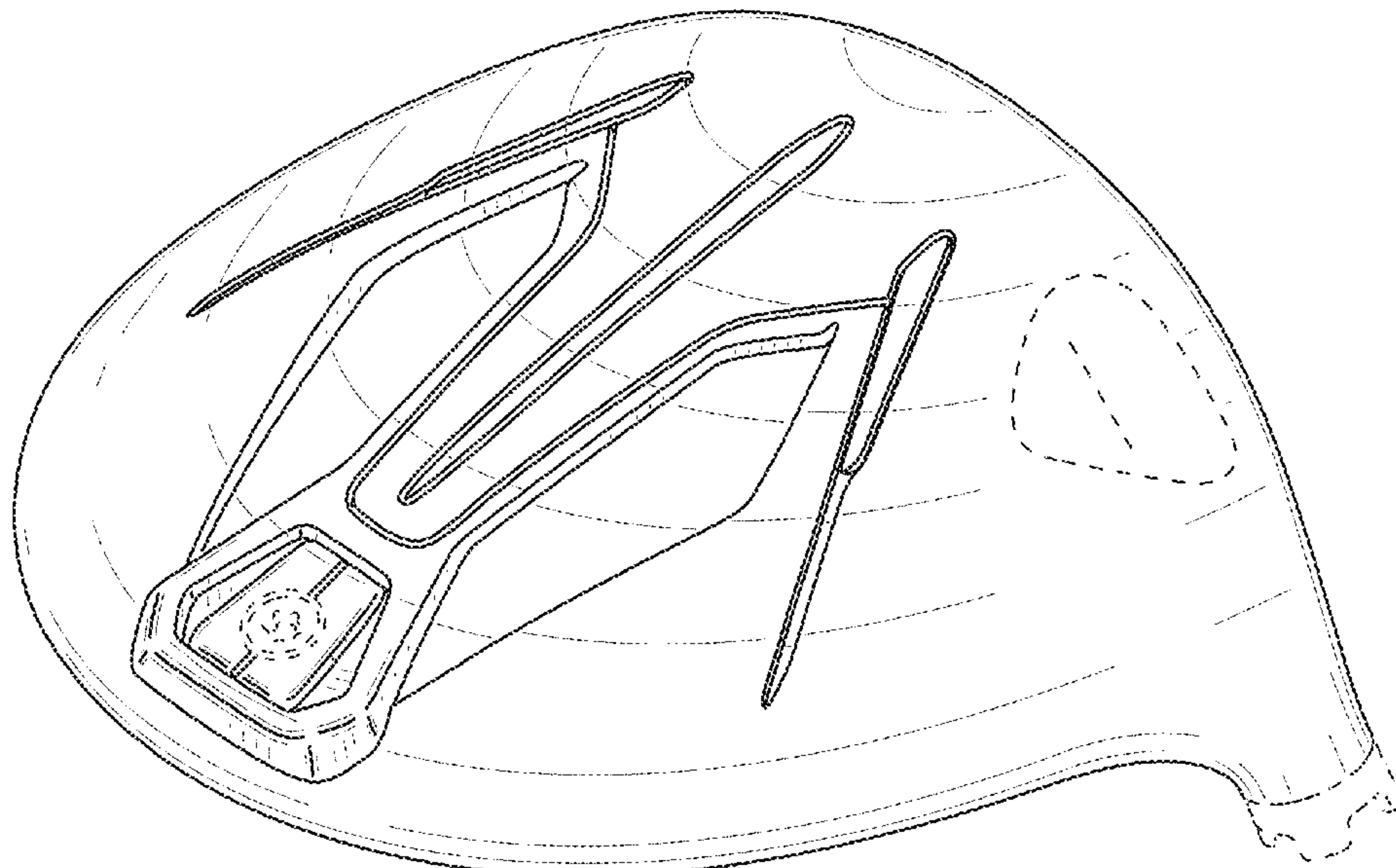
D709,150 S * 7/2014 Day D21/752
D714,892 S * 10/2014 Atwell D21/752
D716,889 S * 11/2014 Dolezel D21/759
D732,124 S * 6/2015 Trahan D21/759
D756,474 S * 5/2016 Trahan D21/759
D786,991 S * 5/2017 Tang D21/759
D786,992 S * 5/2017 Tang D21/759
D786,993 S * 5/2017 Tang D21/759
D811,503 S * 2/2018 Bacon D21/752
D812,168 S * 3/2018 Kim D21/752
D813,327 S * 3/2018 Kim D21/752
D813,328 S * 3/2018 Tang D21/752
D814,582 S * 4/2018 Bacon D21/752
D814,583 S * 4/2018 Stokke D21/752
D815,223 S * 4/2018 Stokke D21/752
D823,958 S * 7/2018 Stokke D21/752
D825,013 S * 8/2018 Milleman D21/752
D834,116 S * 11/2018 Chun D21/752
D834,118 S * 11/2018 Song D21/759
D846,050 S * 4/2019 Song D21/752
(Continued)

Primary Examiner — Mitchell I. Siegel
(74) *Attorney, Agent, or Firm* — Randy K. Chang

(57) **CLAIM**
The ornamental design for golf club head, as shown and described.

DESCRIPTION
FIG. 1 is a perspective sole view of a golf club head showing our design;
FIG. 2 is a bottom plan view thereof;
FIG. 3 is a rear elevational view thereof;
FIG. 4 is a top plan view thereof;
FIG. 5 is a front elevation view thereof;
FIG. 6 is a toe end view thereof; and,
FIG. 7 is a heel end view thereof.
The even spaced broken lines shown form no part of the claimed design. The dash-dot-dash lines are included as boundary lines and form no part of the claimed design.

1 Claim, 4 Drawing Sheets



(56)

References Cited

U.S. PATENT DOCUMENTS

D846,673	S	*	4/2019	Song	D21/752
D867,501	S	*	11/2019	Chun	D21/752
D867,502	S	*	11/2019	Song	D21/752
D867,503	S	*	11/2019	Chun	D21/752
D877,834	S	*	3/2020	Song	D21/759
D895,041	S	*	9/2020	Chun	D21/752

* cited by examiner

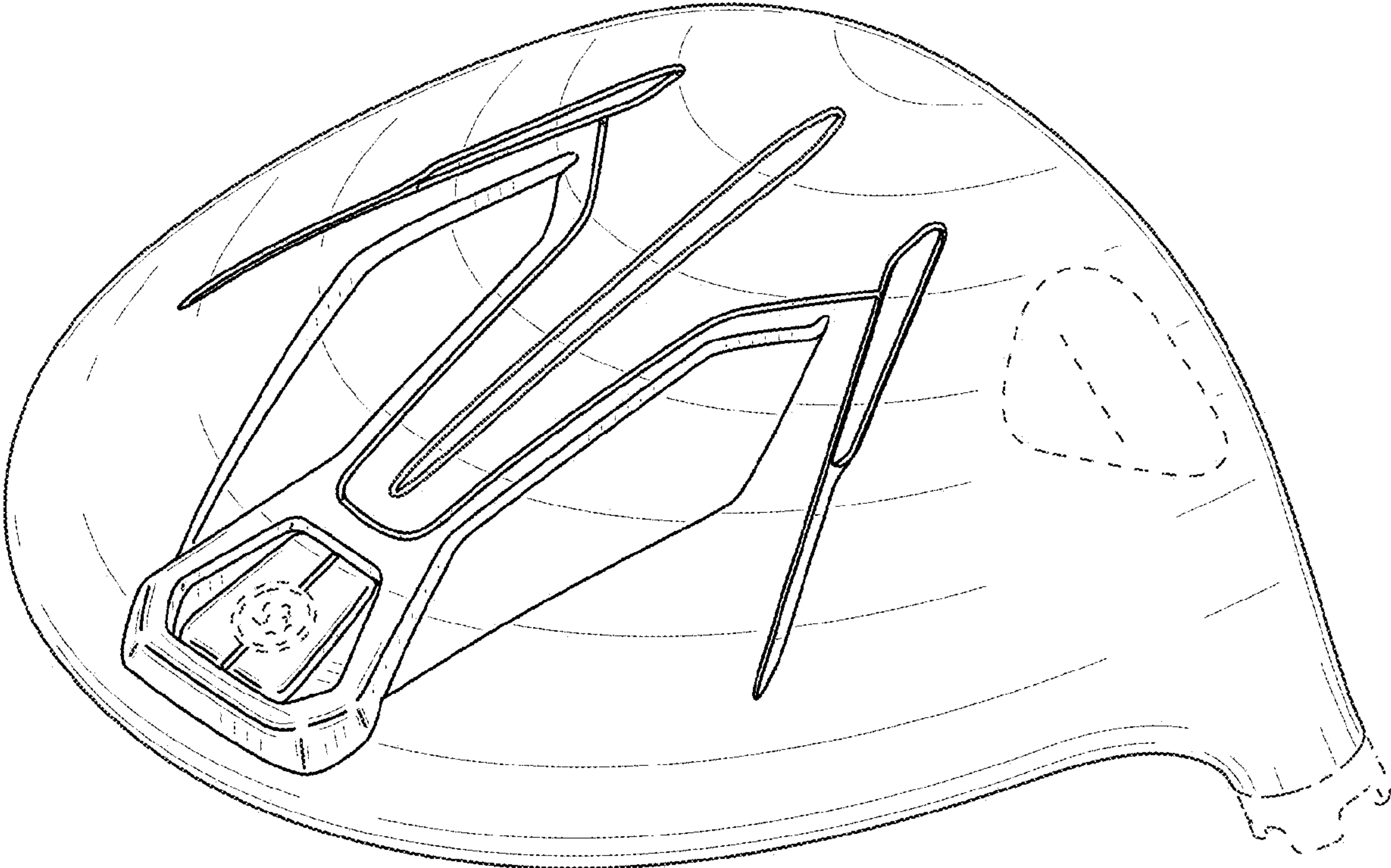


FIG. 1

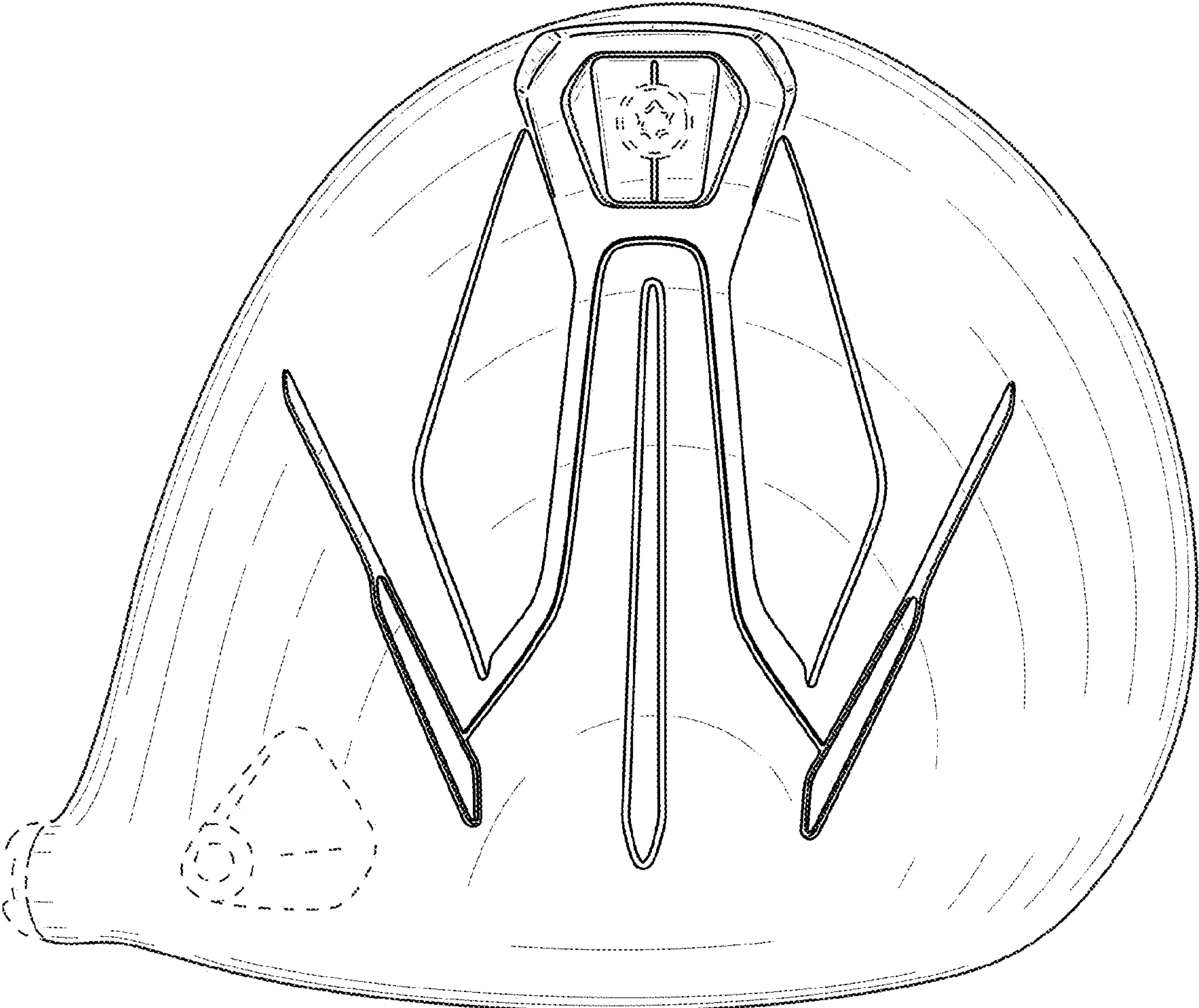


FIG. 2

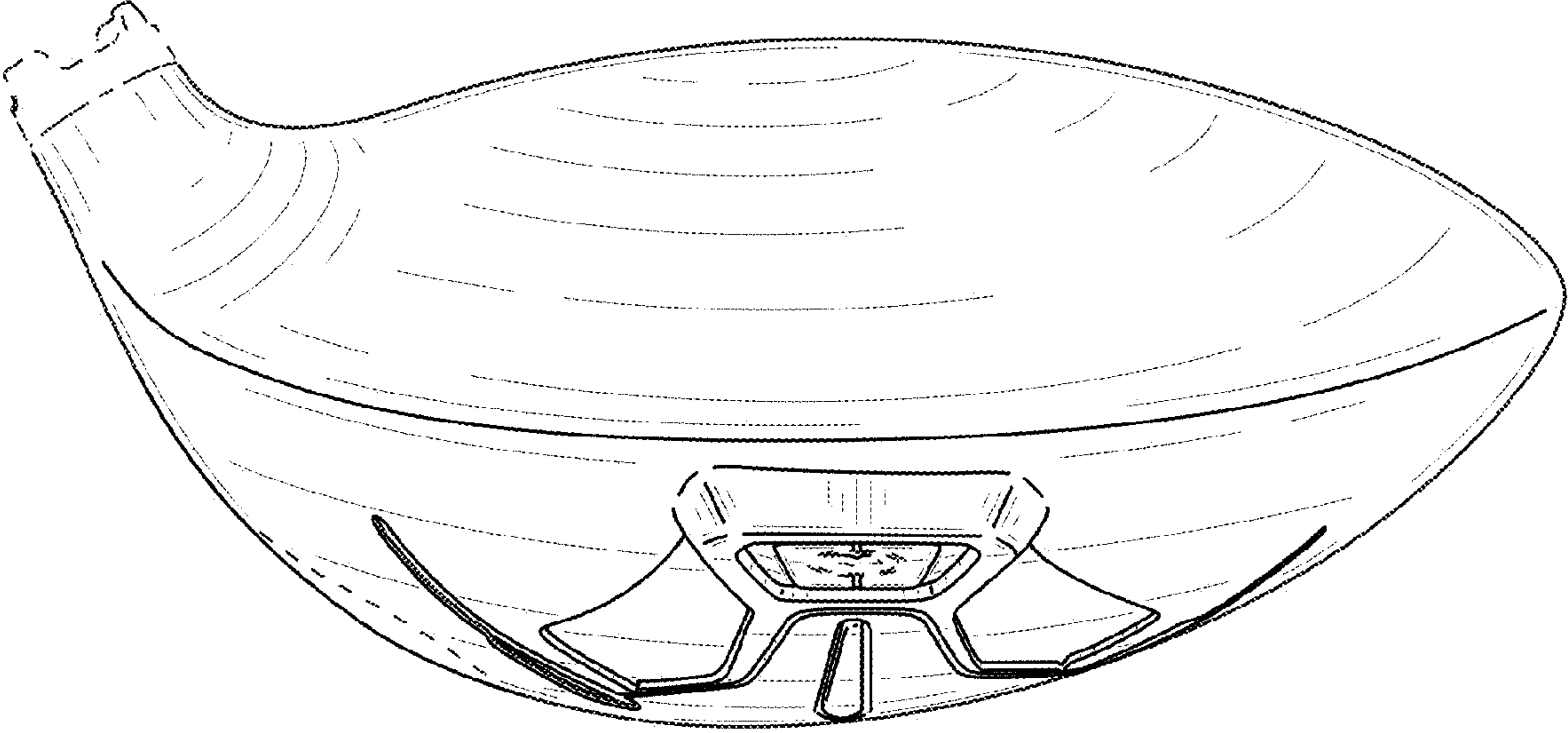


FIG. 3

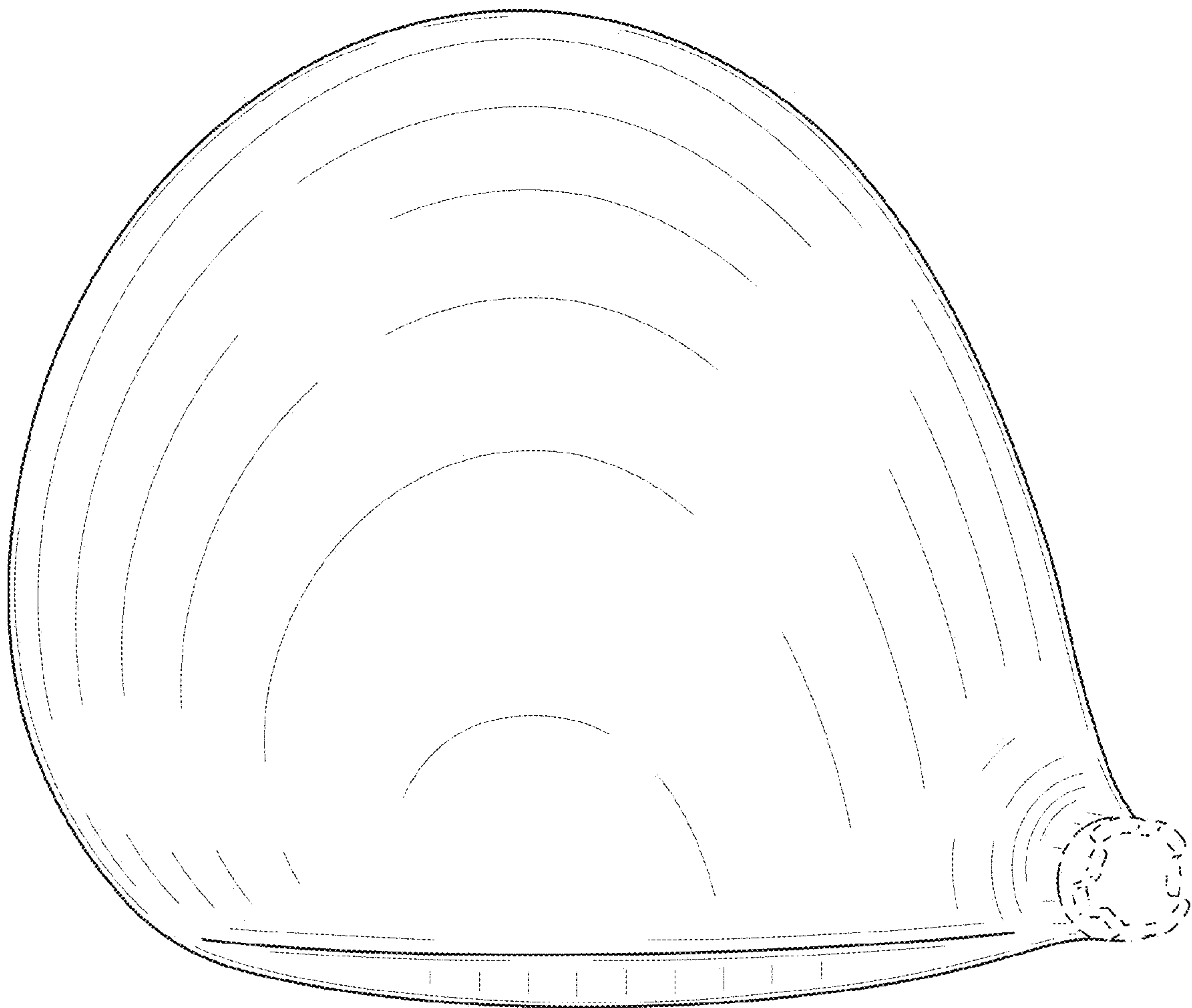


FIG. 4

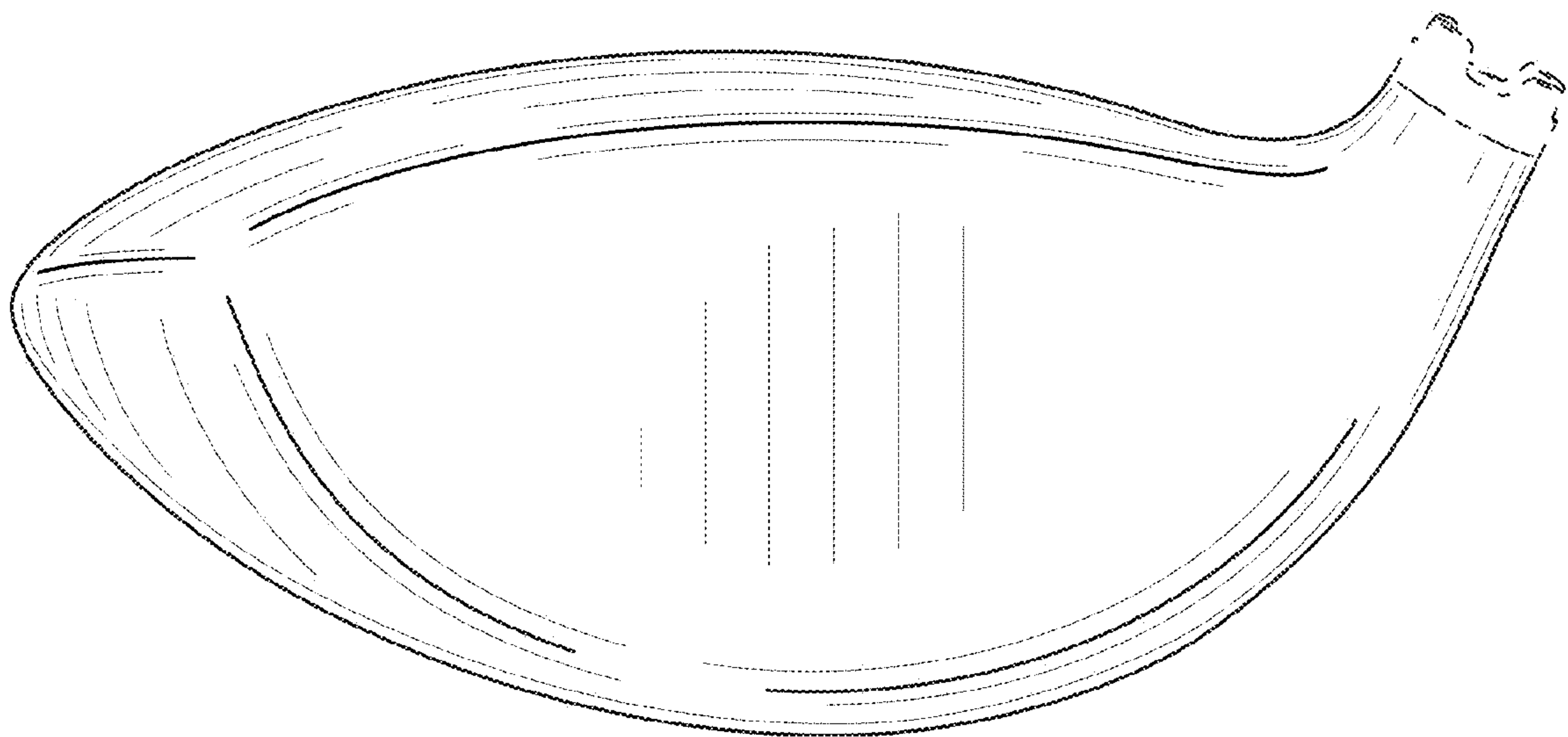


FIG. 5

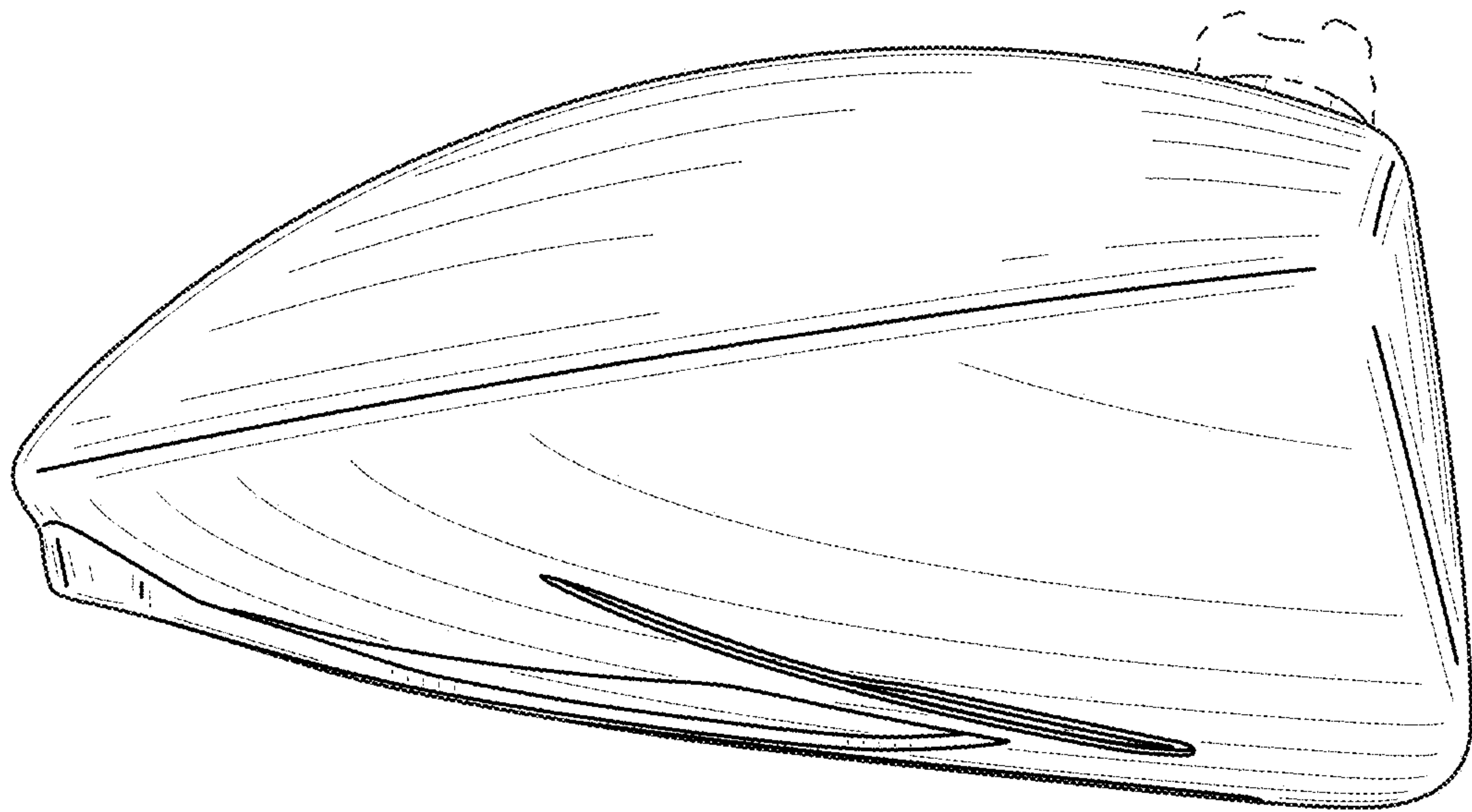


FIG. 6

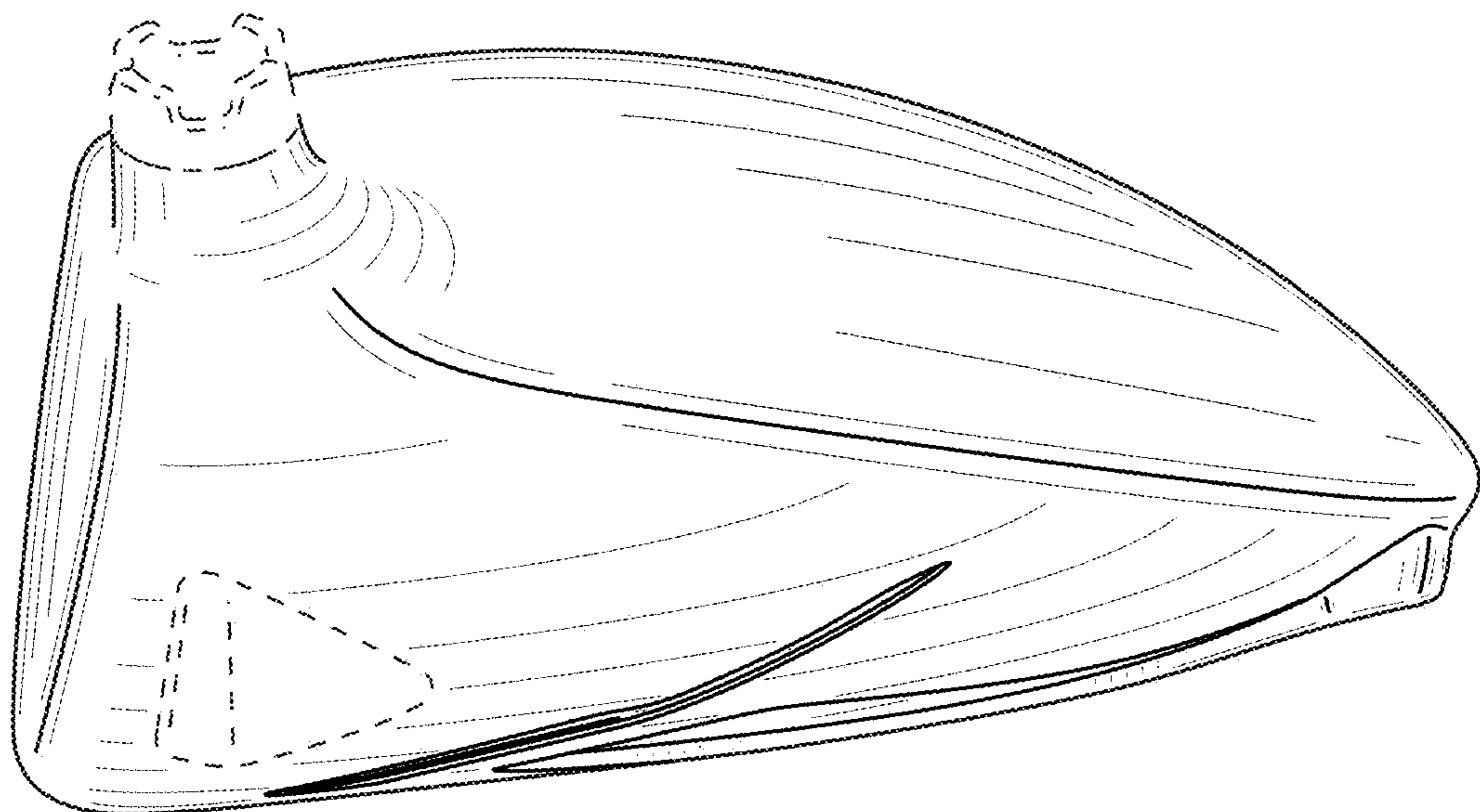


FIG. 7