



US00D930093S

(12) **United States Design Patent** (10) **Patent No.:** **US D930,093 S**
Lyu (45) **Date of Patent:** **** Sep. 7, 2021**

(54) **PORTABLE FITNESS PLATFORM**
(71) Applicant: **Dongchun Lyu**, Shenzhen (CN)
(72) Inventor: **Dongchun Lyu**, Shenzhen (CN)
(**) Term: **15 Years**
(21) Appl. No.: **29/743,682**
(22) Filed: **Jul. 23, 2020**
(51) **LOC (13) Cl.** **21-02**
(52) **U.S. Cl.**
USPC **D21/686**
(58) **Field of Classification Search**
USPC D21/662, 671, 686; D6/684, 675, 353,
D6/349, 350; D25/65; D24/188;
482/146, 142, 141, 131, 130, 124, 123,
482/121
CPC A63B 23/1236; A63B 21/00047; A63B
21/4035; A63B 23/12; A63B 2210/50;
A63B 22/14; A63B 21/0442; A63B
21/0552; A63B 21/0557; A63B 23/0458;
A63B 2071/027; A47C 12/00
See application file for complete search history.

(56) **References Cited**
U.S. PATENT DOCUMENTS
D305,445 S * 1/1990 Ramos, Jr. D21/686
5,226,868 A * 7/1993 Montgomery A63B 21/4035
482/141
D482,748 S 11/2003 Flynt
7,431,681 B1 * 10/2008 Cyr A63B 21/0552
482/121
D590,457 S * 4/2009 Mishan D21/686
7,591,763 B1 * 9/2009 Fucci A63B 21/0552
482/121
D601,643 S * 10/2009 Byle D21/662
D610,638 S 2/2010 Friess et al.
D634,377 S * 3/2011 Byle D21/686
7,942,793 B2 * 5/2011 Mills A63B 21/015
482/130

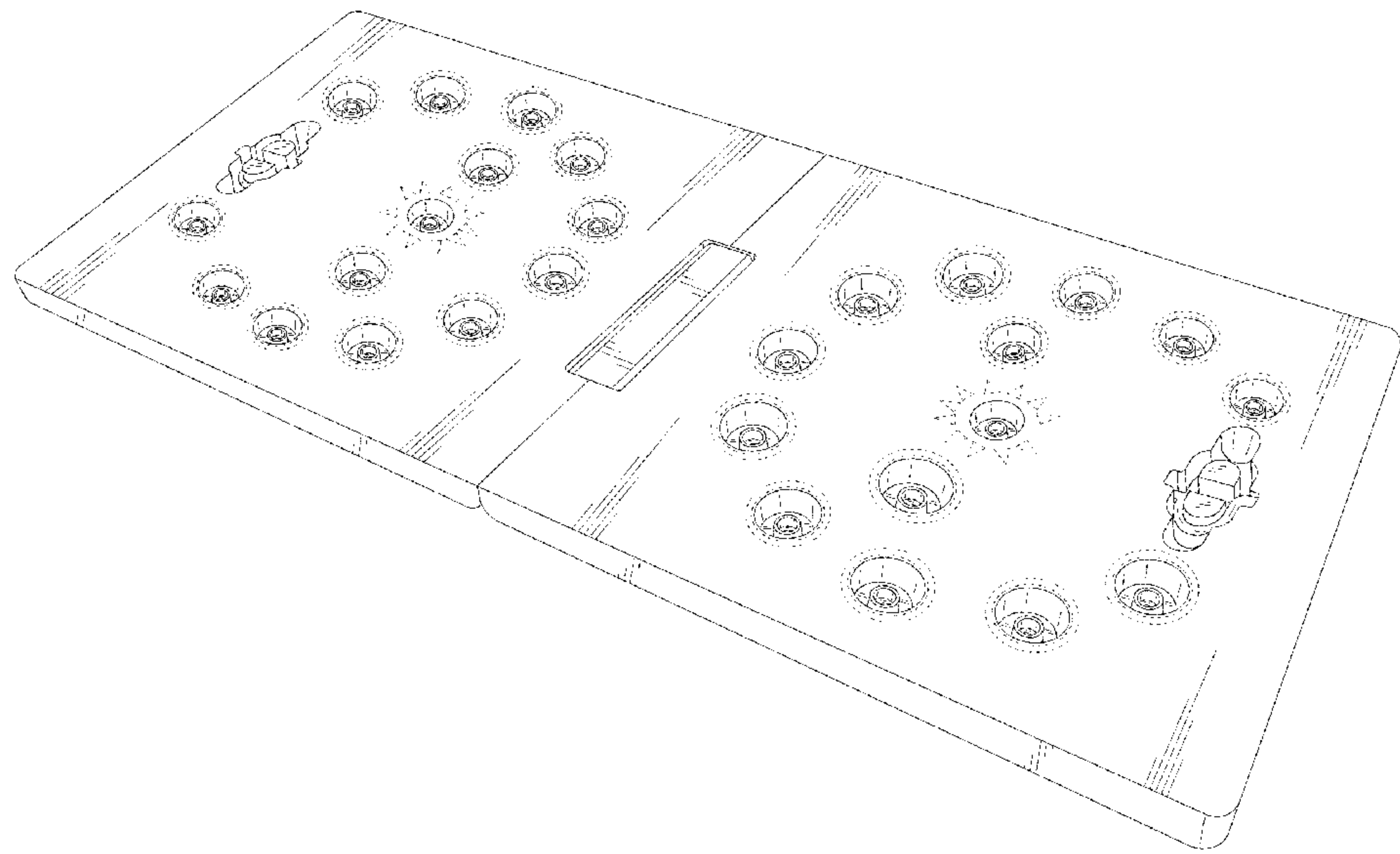
8,088,050 B2 * 1/2012 Aucamp A63B 23/03533
482/131
D691,220 S 10/2013 Calvin
8,702,570 B1 * 4/2014 DelPriore A63B 21/0442
482/51
8,715,144 B1 * 5/2014 Friess A63B 23/03541
482/123
8,905,905 B2 * 12/2014 Mangalindan A63B 23/1236
482/141
D741,961 S 10/2015 Maribona
9,545,537 B2 * 1/2017 Savioli A63B 21/4037
D779,675 S * 2/2017 Chapman D24/188
D779,676 S * 2/2017 Chapman D24/188
D798,397 S * 9/2017 Bellevue D21/686
9,962,310 B1 * 5/2018 Wright A61H 1/02
D877,345 S * 3/2020 Chapman D24/188
(Continued)

Primary Examiner — Ryan Harvey
(74) Attorney, Agent, or Firm — Rumit Ranjit Kanakia

(57) **CLAIM**
I claim the ornamental design for a portable fitness platform,
as shown and described.

DESCRIPTION
FIG. 1 is a Perspective view of a portable fitness platform
showing my new design in open position;
FIG. 2 is left side view thereof;
FIG. 3 is right side view thereof;
FIG. 4 is a front view thereof;
FIG. 5 is a back view thereof;
FIG. 6 is a top view thereof;
FIG. 7 is a bottom thereof;
FIG. 8 is another Perspective view of a portable fitness
platform shown in an alternate environment; and,
FIG. 9 is another perspective view of a portable fitness
platform, shown in an alternate environment and position.
The broken lines are for the purpose of illustrating portions
of the article that form no part of the claim.

1 Claim, 7 Drawing Sheets



(56)

References Cited

U.S. PATENT DOCUMENTS

D878,604 S * 3/2020 Chapman D24/188
10,695,608 B2 * 6/2020 Engelfried, Jr. ... A63B 21/4043
D890,868 S * 7/2020 Zhao D21/686
D897,459 S * 9/2020 Qiao D21/686
2004/0014571 A1 * 1/2004 Haynes A63B 21/0004
482/142
2005/0209073 A1 * 9/2005 Chen A63B 21/0004
482/146
2006/0128540 A1 * 6/2006 Engle A63B 21/04
482/123
2006/0199706 A1 * 9/2006 Wehrell A63B 21/4019
482/92
2008/0318743 A1 * 12/2008 Bizzell A63B 21/0004
482/142
2011/0021329 A1 * 1/2011 Dunne A63B 21/169
482/124
2011/0251033 A1 * 10/2011 Blancher A63B 22/16
482/123
2015/0133280 A1 * 5/2015 Maximillian A63B 23/0458
482/142
2016/0144217 A1 * 5/2016 Oltorik, Jr. A63B 23/03525
482/130
2020/0298056 A1 * 9/2020 Cheng A63B 23/03525

* cited by examiner

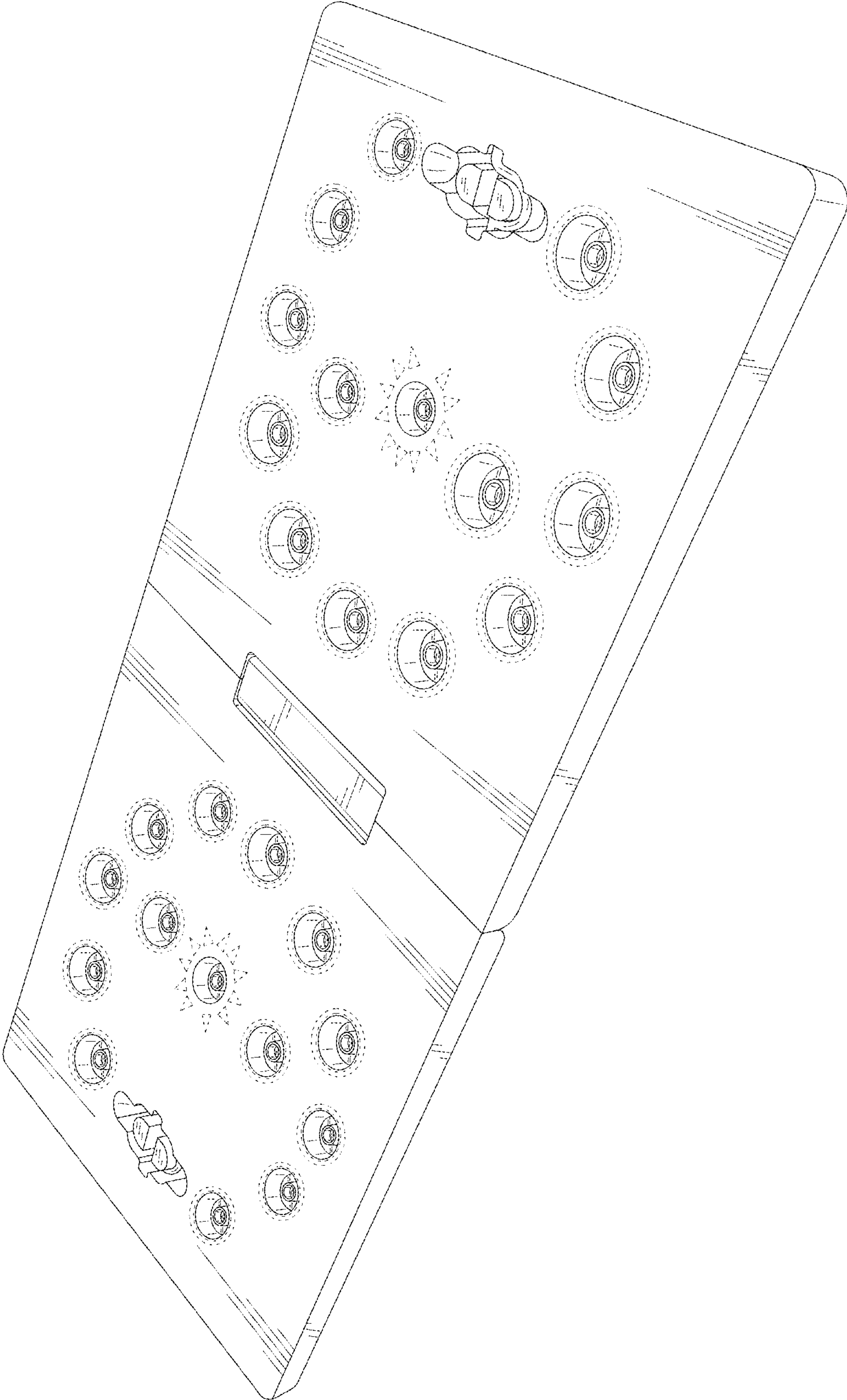


FIG. 1

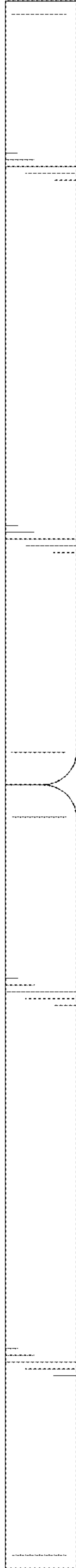


FIG. 2

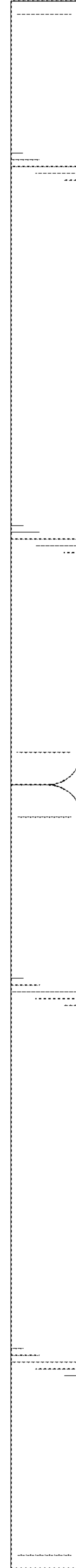


FIG. 3



FIG. 4



FIG. 5

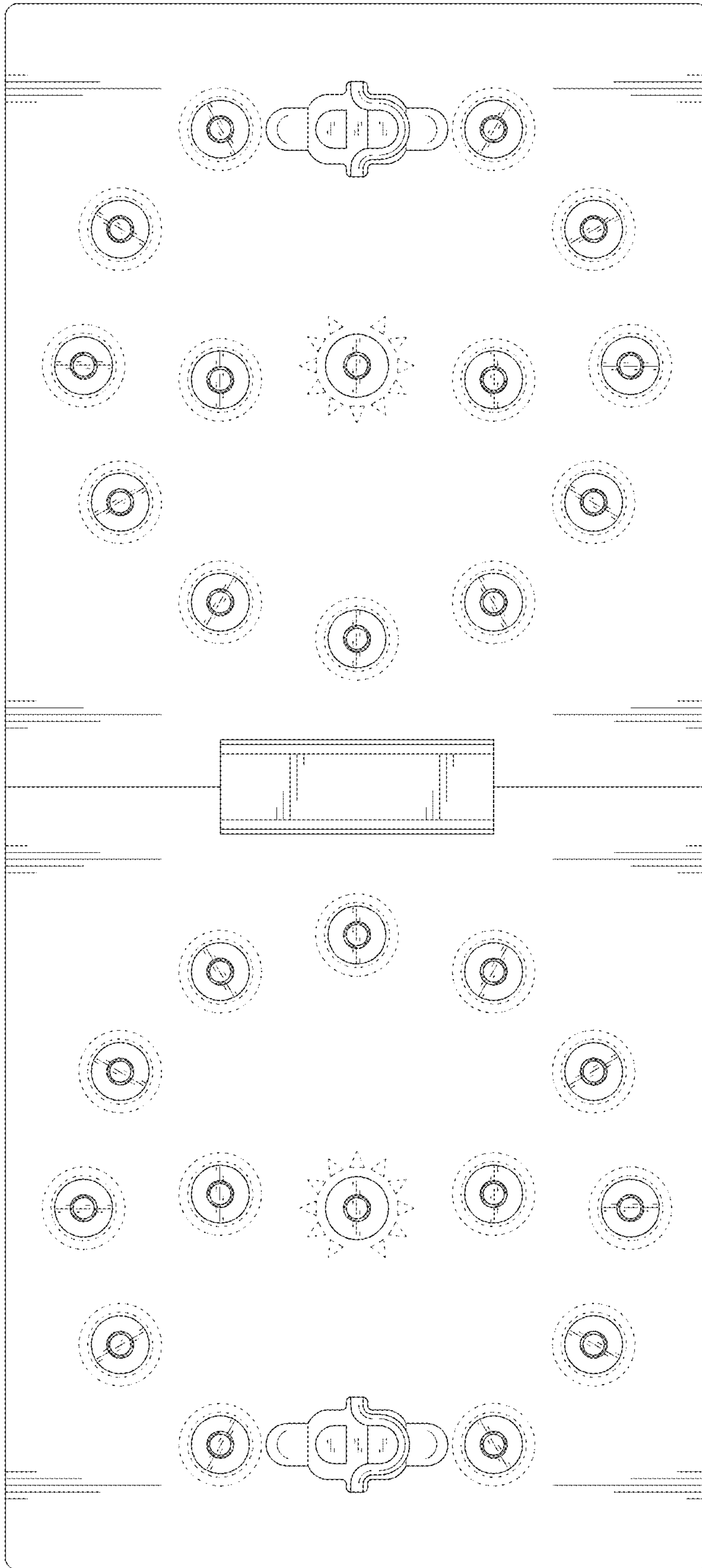


FIG. 6

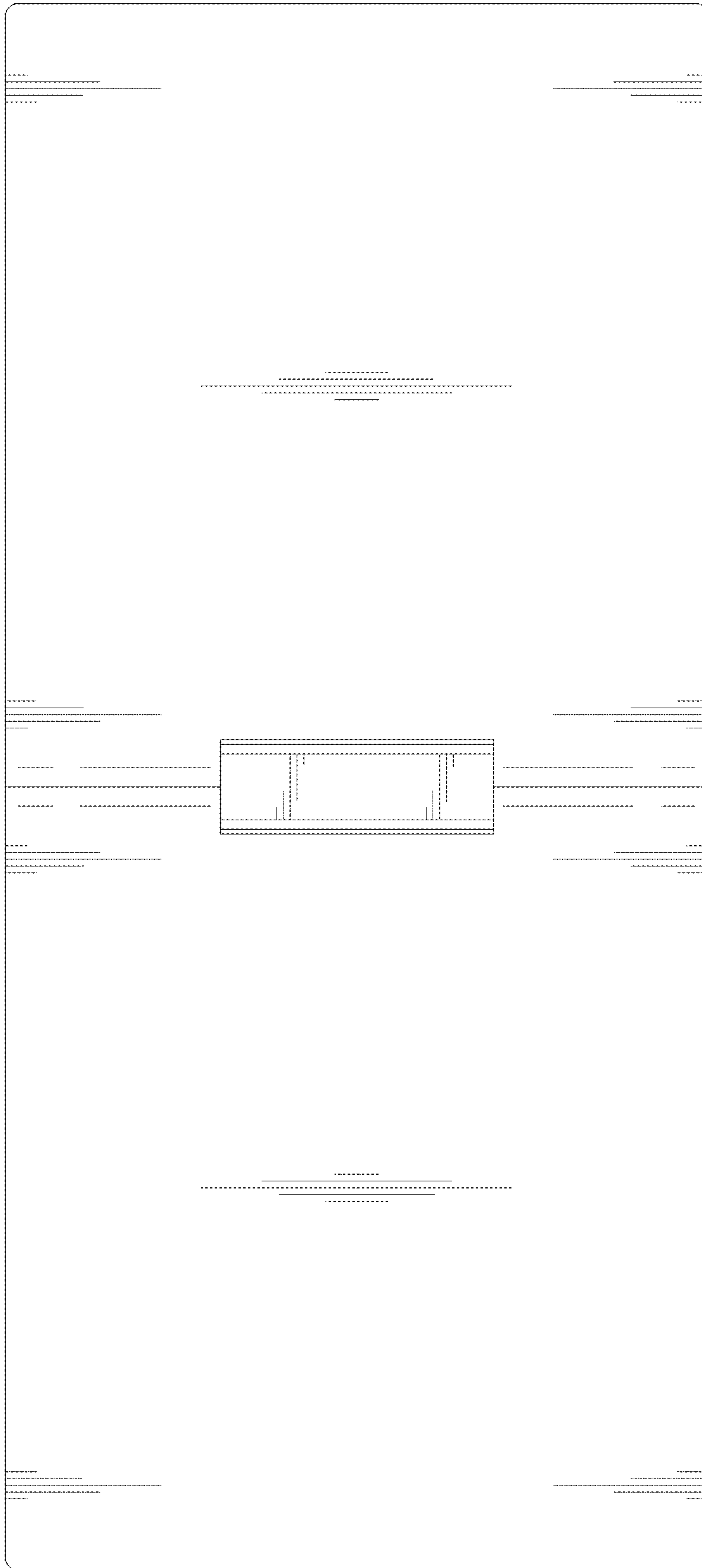


FIG. 7

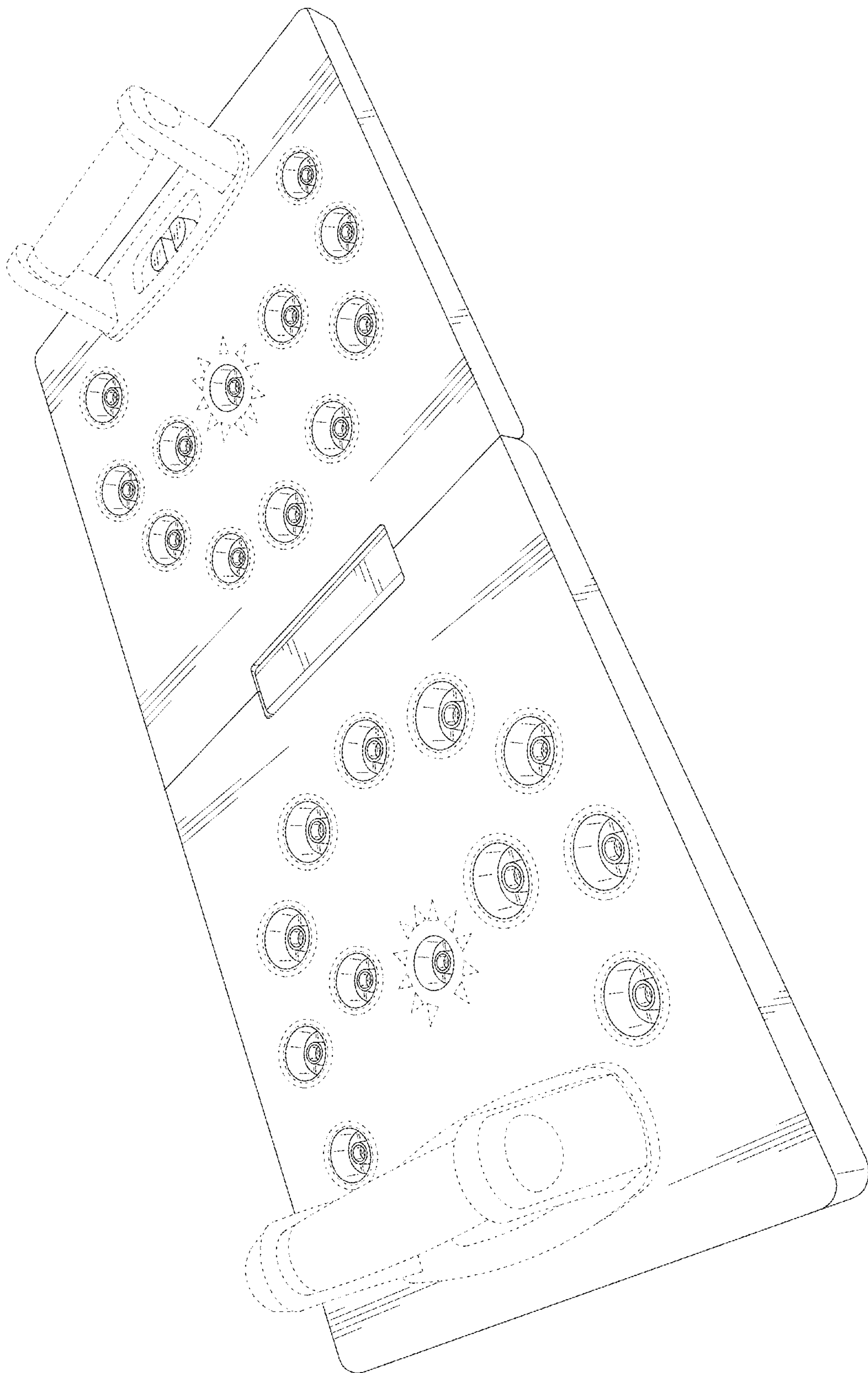


FIG. 8

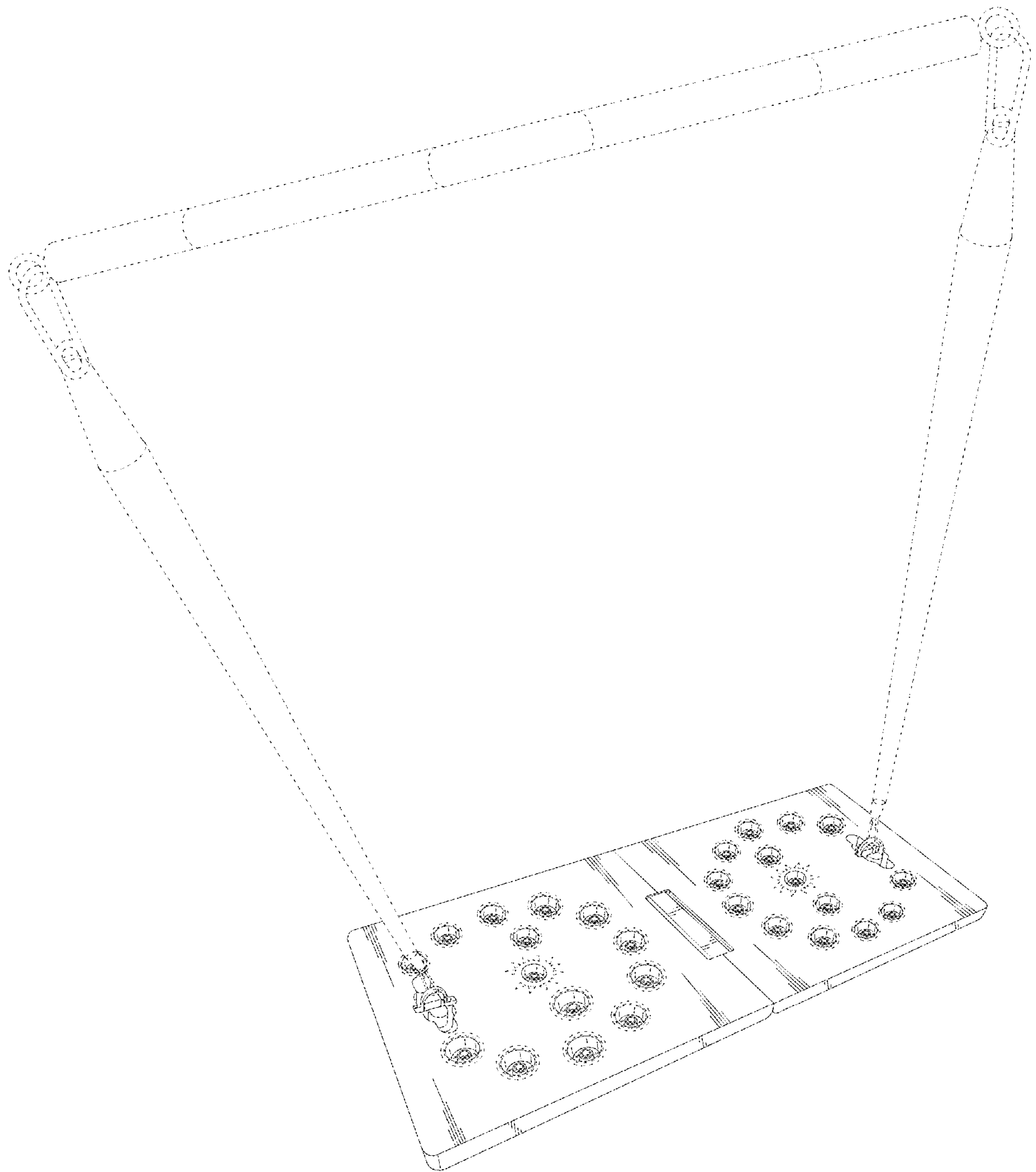


FIG. 9