



US00D930073S

(12) **United States Design Patent** (10) **Patent No.:** **US D930,073 S**
Li (45) **Date of Patent:** **** Sep. 7, 2021**

- (54) **LABEL SHEET ASSEMBLY WITH IMPROVED PRINTER FEEDING**
- (71) Applicant: **CCL Label, Inc.**, Framingham, MA (US)
- (72) Inventor: **Stephen Li**, Huntington Beach, CA (US)
- (73) Assignee: **CCL Label, Inc.**, Framingham, MA (US)
- (**) Term: **15 Years**
- (21) Appl. No.: **29/711,863**
- (22) Filed: **Nov. 4, 2019**

Related U.S. Application Data

- (62) Division of application No. 29/641,823, filed on Mar. 26, 2018, now Pat. No. Des. 879,875, which is a division of application No. 29/558,811, filed on Mar. 22, 2016, now Pat. No. Des. 813,945.
- (51) **LOC (13) Cl.** **19-01**
- (52) **U.S. Cl.**
USPC **D19/1**
- (58) **Field of Classification Search**
USPC D19/1-12; 40/124.01-124.15, 672, 661, 40/726, 776, 617, 633; 229/72, 92, 92.1, 229/300-303; 283/72, 74-75, 103-106; D20/10, 22, 42, 11; D14/435-437
CPC B42D 15/00; B42D 15/022; B42D 15/045; B42D 15/027; B42D 15/042; B42D 25/00; B42D 25/20; B42D 25/23; B42D 25/26; B42D 25/30; B42D 25/285; B42D 2033/00; B42D 2033/02; B42D 2033/04; B42D 2033/08; B42D 2033/10; G09F 3/02; G09F 3/10; G09F 3/0297; G09F 2003/0201; G09F 2003/0267; G09F 2003/0264; G09F 2003/0226

See application file for complete search history.

- (56) **References Cited**
U.S. PATENT DOCUMENTS
D813,945 S * 3/2018 Li D19/2
D879,875 S * 3/2020 Li D19/1

* cited by examiner

Primary Examiner — Abraham Bahta
(74) *Attorney, Agent, or Firm* — McDonald Hopkins LLC

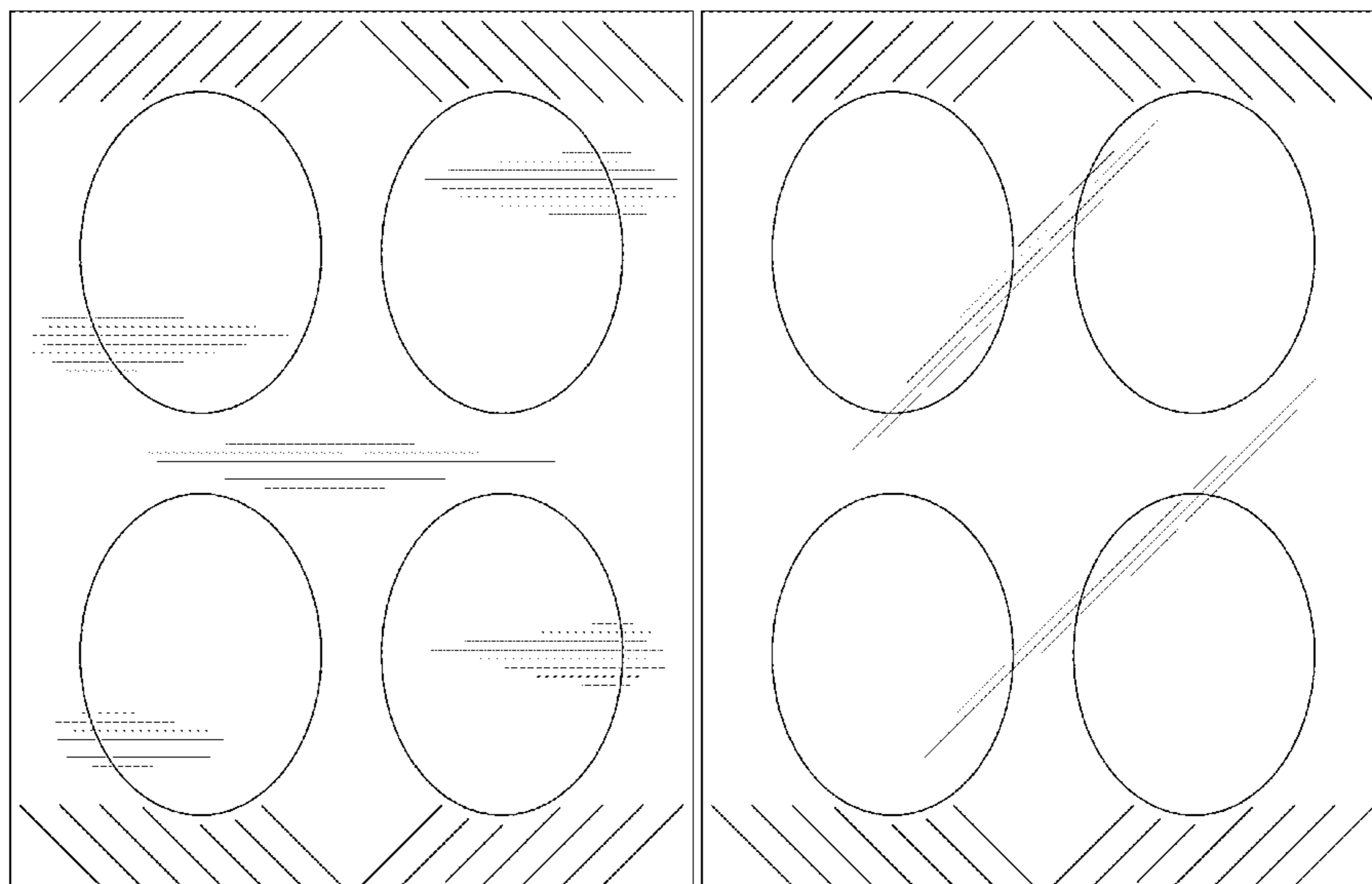
- (57) **CLAIM**
The ornamental design for a label sheet assembly with improved printer feeding, as shown and described.

DESCRIPTION

FIG. 1 is a front view of a first embodiment of a label sheet assembly with improved printer feeding showing my new design;
 FIG. 2 is a back view of FIG. 1 thereof;
 FIG. 3 is a first side view of FIG. 1 thereof;
 FIG. 4 is a second side view of FIG. 1 thereof;
 FIG. 5 is a top view of FIG. 1 thereof;
 FIG. 6 is a bottom view of FIG. 1 thereof;
 FIG. 7 is a front view of a second embodiment of a label sheet assembly with improved printer feeding showing my new design;
 FIG. 8 is a back view of FIG. 7 thereof;
 FIG. 9 is a first side view of FIG. 7 thereof;
 FIG. 10 is a second side view of FIG. 7 thereof;
 FIG. 11 is a top view of FIG. 7 thereof; and,
 FIG. 12 is a bottom view of FIG. 7 thereof.

The first side, second side, top, and bottom views include a shape and appearance that would be evident from the view of the label sheet assembly as shown. The broken lines in the figures are included for the purpose of illustrating portions of a label sheet assembly and form no part of the claimed design.

1 Claim, 6 Drawing Sheets



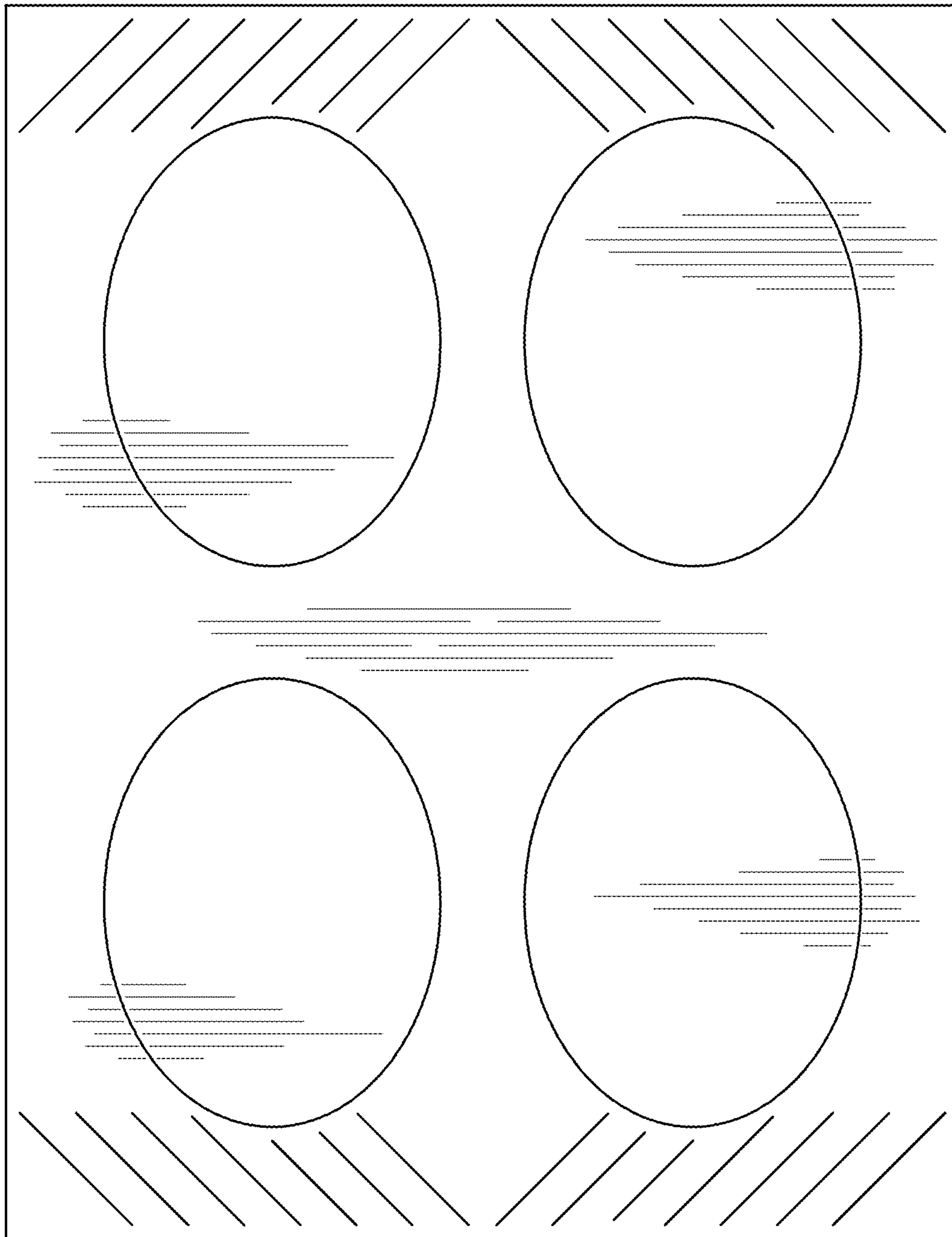


FIG 1




FIG 2



FIG 3



FIG 4



FIG 5




FIG 6




FIG 7




FIG 8



FIG 9



FIG 10



FIG 11



FIG 12