



US00D930016S

(12) **United States Design Patent** (10) **Patent No.:** **US D930,016 S**
Alabi et al. (45) **Date of Patent:** **** Sep. 7, 2021**

(54) **ELECTRONIC DEVICE WITH GRAPHICAL USER INTERFACE**

(71) Applicant: **Apple Inc.**, Cupertino, CA (US)
(72) Inventors: **Oluwatomiwa Alabi**, San Francisco, CA (US); **Cyrus Irani**, Los Altos, CA (US); **Stephen O. Lemay**, Palo Alto, CA (US)

(73) Assignee: **Apple Inc.**, Cupertino, CA (US)

(**) Term: **15 Years**

(21) Appl. No.: **29/778,175**

(22) Filed: **Apr. 12, 2021**

Related U.S. Application Data

(63) Continuation of application No. 29/764,006, filed on Dec. 28, 2020, now Pat. No. Des. 916,119, which is a continuation of application No. 29/706,720, filed on Sep. 23, 2019, now Pat. No. Des. 910,697, which is a continuation of application No. 29/649,909, filed on Jun. 3, 2018, now Pat. No. Des. 861,033.

(51) **LOC (13) Cl.** **14-04**

(52) **U.S. Cl.**
USPC **D14/485**

(58) **Field of Classification Search**
USPC D14/485–495
CPC G06F 3/048; G06F 3/0481; G06F 3/04812; G06F 3/04817; G06F 3/0482; G06F 3/0483; G06F 3/0484; G06F 3/04847; G06F 3/0485; G06F 3/04855; G06F 3/04886; G06Q 30/00; H03J 1/00; H03J 1/0008; H03J 1/0016; H03J 1/0025; H04N 5/00; H04N 5/08; H04N 5/14; H04N 5/222; H04N 5/225; H04N 5/232; H04N 5/445; H04N 5/44543; H04N 5/45; H04N 21/00; H04N 21/234; H04N 21/431; H04N 21/4312; H04N 21/4314; H04N 21/4316

See application file for complete search history.

(56) **References Cited**

U.S. PATENT DOCUMENTS

D624,556 S 9/2010 Chaudhri
D652,054 S 1/2012 Anzures
D686,637 S 7/2013 Anzures
D702,709 S 4/2014 Dellinger et al.
D715,315 S * 10/2014 Wood G06F 3/04817
D14/485

(Continued)

OTHER PUBLICATIONS

Bartolli, Angel. "Contact list menu iOS7." dribbble.com. Posted Jun. 22, 2013. Retrieved Jun. 27, 2021 online at URL: <https://dribbble.com/shots/1126802-Contact-list-menu-iOS7> (Year: 2013).*

Primary Examiner — Christian P. McLean

(74) *Attorney, Agent, or Firm* — Sterne, Kessler, Goldstein & Fox P.L.L.C.

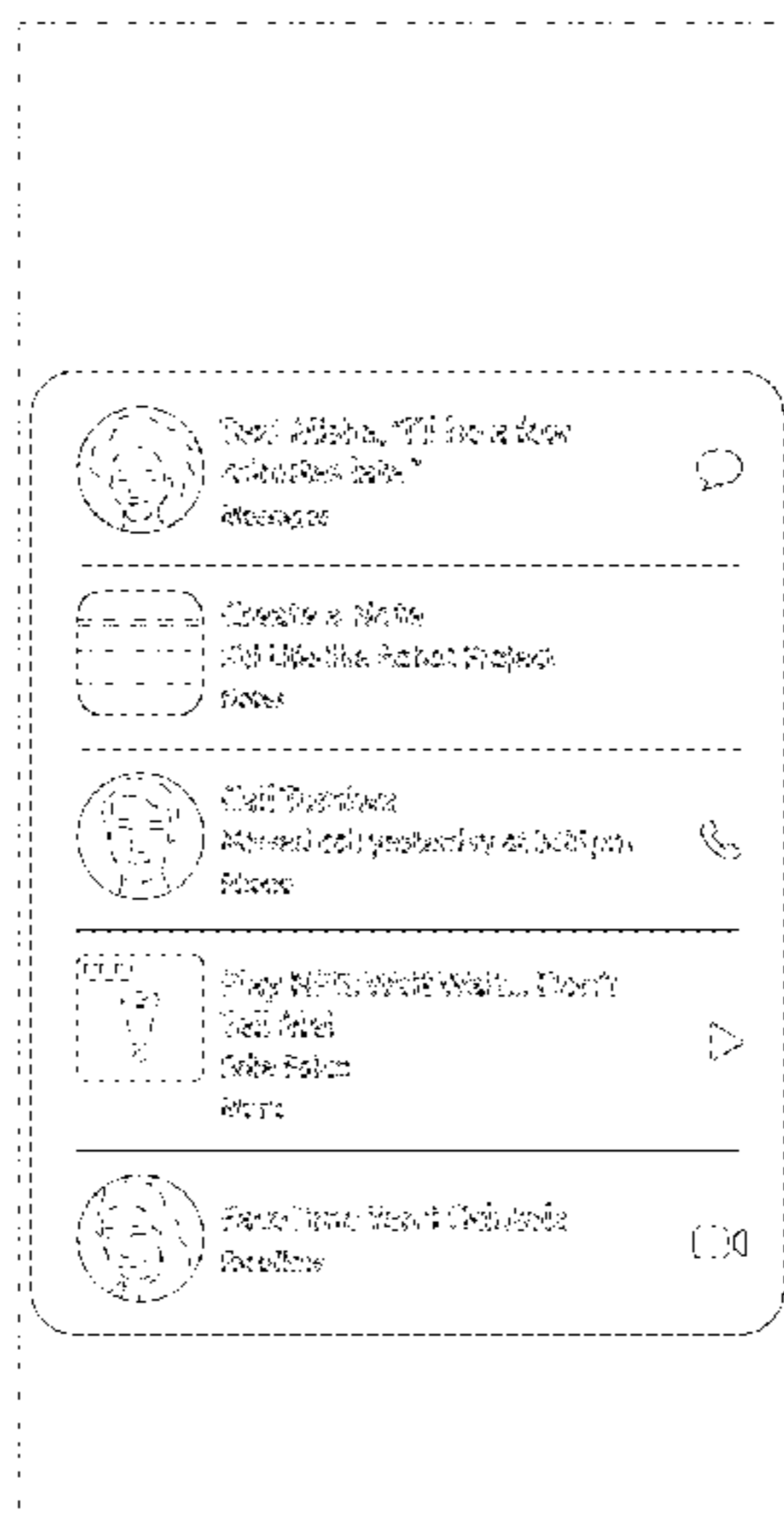
(57) **CLAIM**

The ornamental design for an electronic device with graphical user interface, as shown and described.

DESCRIPTION

FIG. 1 is a front view of a display screen or portion thereof with graphical user interface showing the claimed design; and, FIG. 2 is a front view of an electronic device having a display screen with the graphical user interface of FIG. 1 applied to the display screen. The outer broken lines in the figures show a display screen or portion thereof, or an electronic device having a display screen, and form no part of the claimed design. The other broken lines in the figures show portions of the graphical user interface that form no part of the claimed design.

1 Claim, 2 Drawing Sheets



(56)

References Cited

U.S. PATENT DOCUMENTS

D715,820	S	*	10/2014	Rebstock	D14/486
D757,063	S	*	5/2016	Odemchuk	D14/486
D785,010	S	*	4/2017	Bachman	D14/485
D795,891	S	*	8/2017	Kohan	D14/485
D820,883	S	*	6/2018	Chaudhri	D14/492
D865,795	S	*	11/2019	Koo	D14/488
D872,747	S	*	1/2020	LaBorde	D14/485
D873,850	S	*	1/2020	Mu	D14/488
D879,126	S	*	3/2020	Wang	D14/486
D879,796	S	*	3/2020	Hung	D14/485
D879,815	S	*	3/2020	Stillwell	D14/486
D881,915	S	*	4/2020	Reid	D14/486
D882,608	S	*	4/2020	Murphy	D14/486
D915,418	S	*	4/2021	Osborne	D14/485
D917,501	S	*	4/2021	Thompson	D14/485
RE48,567	E	*	5/2021	Baker	D14/486
D918,238	S	*	5/2021	Kwon	D14/486
D918,246	S	*	5/2021	Getman	D14/486
D921,661	S	*	6/2021	Reid	D14/486
D921,671	S	*	6/2021	Higashide	D14/486
D923,033	S	*	6/2021	Smith	D14/486

* cited by examiner

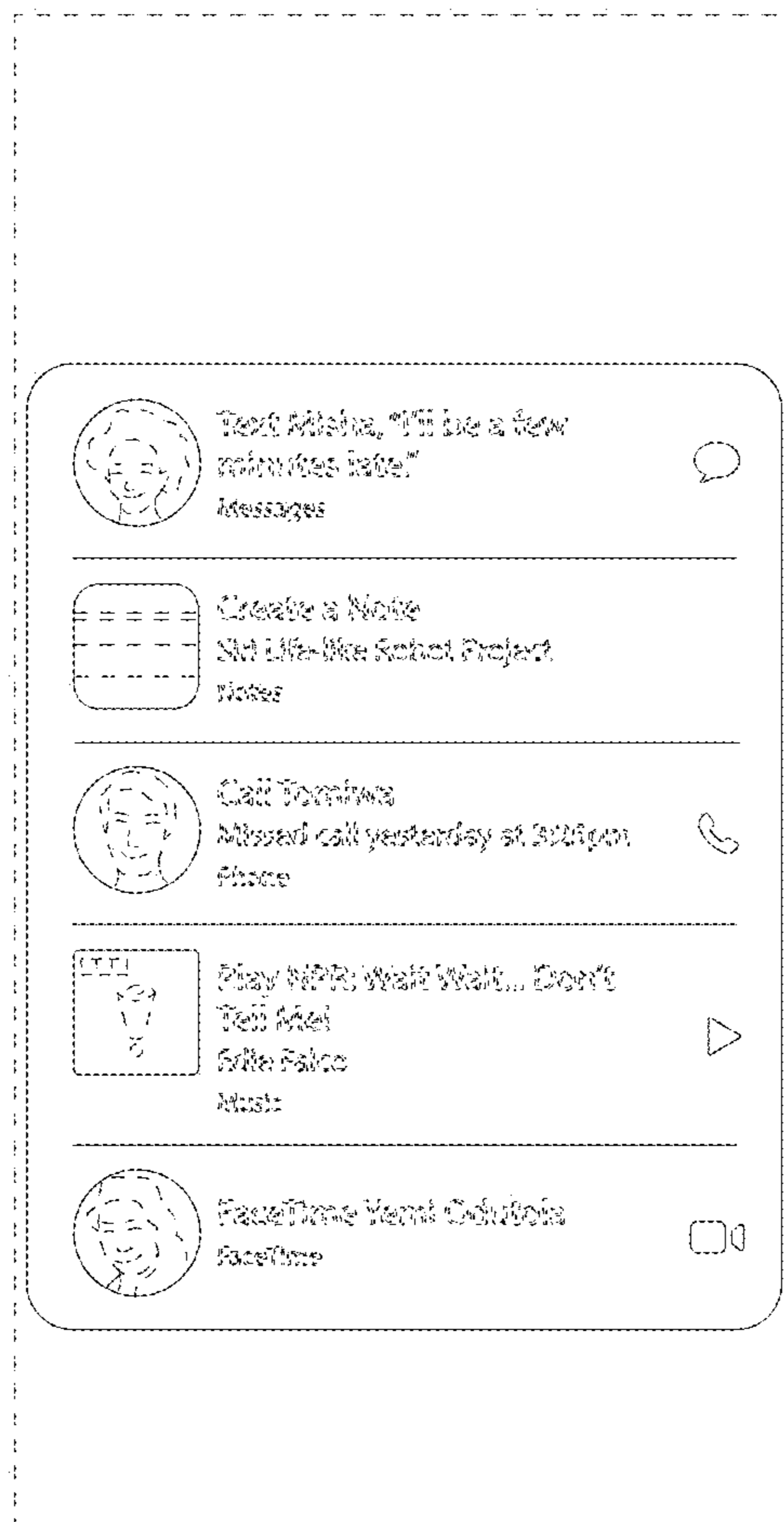


FIG. 1

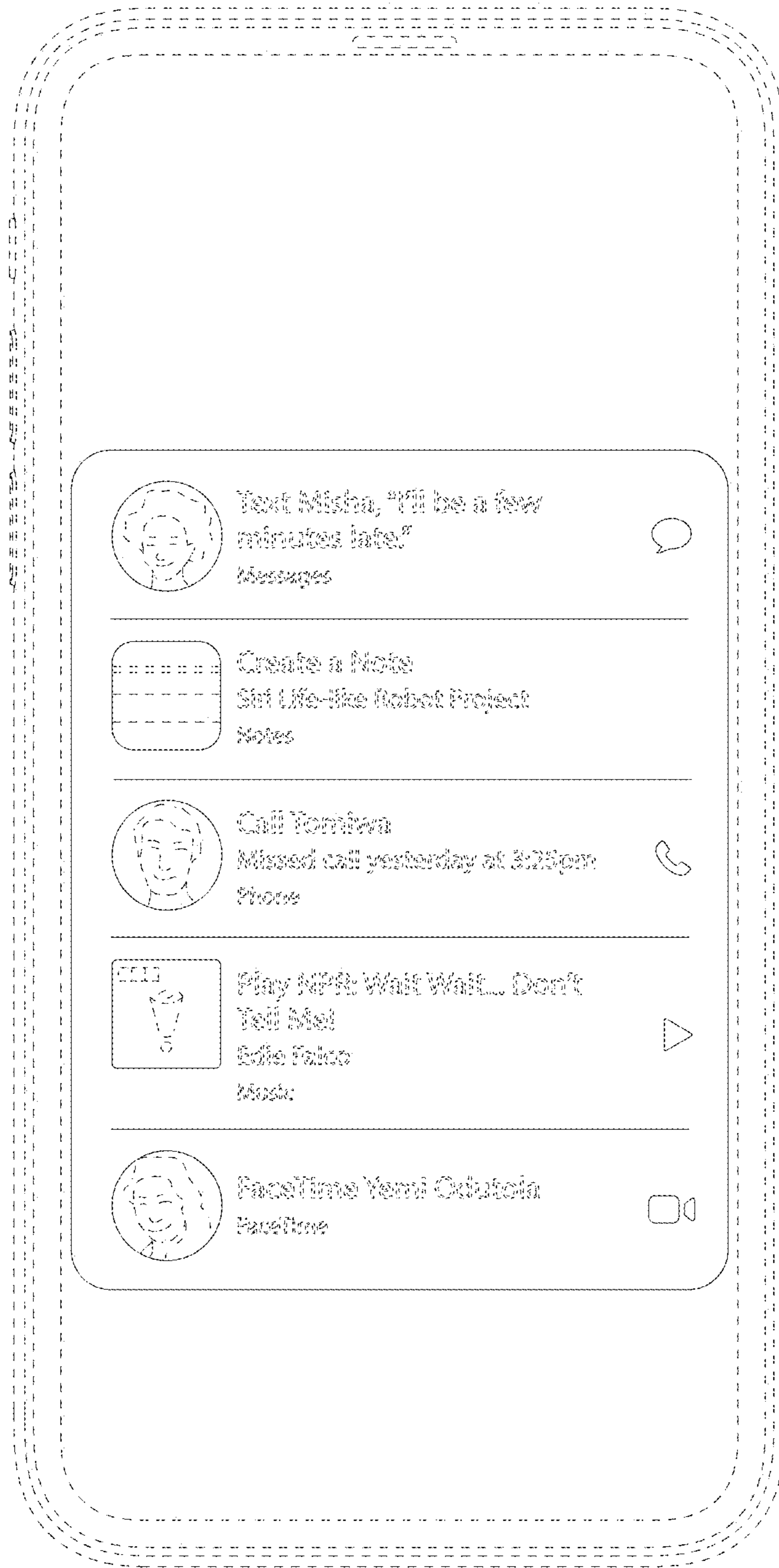


FIG. 2