



US00D929971S

(12) **United States Design Patent**
Zhou

(10) **Patent No.:** **US D929,971 S**

(45) **Date of Patent:** **** Sep. 7, 2021**

(54) **EARPHONE**

(71) Applicant: **Wenjie Zhou**, Kaifeng (CN)

(72) Inventor: **Wenjie Zhou**, Kaifeng (CN)

(**) Term: **15 Years**

(21) Appl. No.: **29/752,704**

(22) Filed: **Sep. 29, 2020**

(51) **LOC (13) Cl.** **14-01**

(52) **U.S. Cl.**
USPC **D14/223**

(58) **Field of Classification Search**
USPC D14/223, 205; D24/174; 128/864, 865,
128/866; 381/380, 381, 322, 328;
455/90.3, 575.1, 569.1
CPC H04R 1/10; H04R 25/00; H04R 25/02;
H04R 1/1066; H04R 1/1016; H04R
5/033; H04R 5/0335; H04R 1/1091;
H04R 1/1083; H04R 1/1058
See application file for complete search history.

(56) **References Cited**

U.S. PATENT DOCUMENTS

D487,077 S *	2/2004	Obata	D14/223
D499,397 S *	12/2004	Hlas	D14/223
D512,049 S *	11/2005	Yang	D14/205
D531,169 S *	10/2006	Tokioka	D14/223
D554,109 S *	10/2007	Ledbetter	D14/223
D556,741 S *	12/2007	Yeo	D14/205
D557,689 S *	12/2007	Huang	D14/223
D566,099 S *	4/2008	Komiyama	D14/206
D566,687 S *	4/2008	Duarte	D14/205
D572,242 S *	7/2008	Yang	D14/205
D572,703 S *	7/2008	Ledbetter	D14/205
D576,154 S *	9/2008	Ledbetter	D14/223
D596,616 S *	7/2009	Andre	D14/205
D618,211 S *	6/2010	Oguro	D14/205
D623,630 S *	9/2010	Ohori	D14/223

D627,765 S *	11/2010	Zheng	D14/223
D637,181 S *	5/2011	Fuller	D14/223
D643,417 S *	8/2011	Lee	D14/223
D666,580 S *	9/2012	Lee	D14/223
D666,996 S *	9/2012	Hardi	D14/223
D671,531 S *	11/2012	Kim	D14/223
D673,531 S *	1/2013	Lee	D14/223
D678,251 S *	3/2013	Cantoni	D14/223
D679,267 S *	4/2013	Lee	D14/223
D681,015 S *	4/2013	Akana	H04R 1/10 D14/223
D686,597 S *	7/2013	Lee	D14/223
D698,761 S *	2/2014	Bao	D14/223
8,712,087 B2 *	4/2014	Ozawa	H04R 1/1016 381/380

(Continued)

FOREIGN PATENT DOCUMENTS

CN	306570067	*	5/2021
EM	008188692-0001	*	9/2020

(Continued)

Primary Examiner — Paula Allen Greene

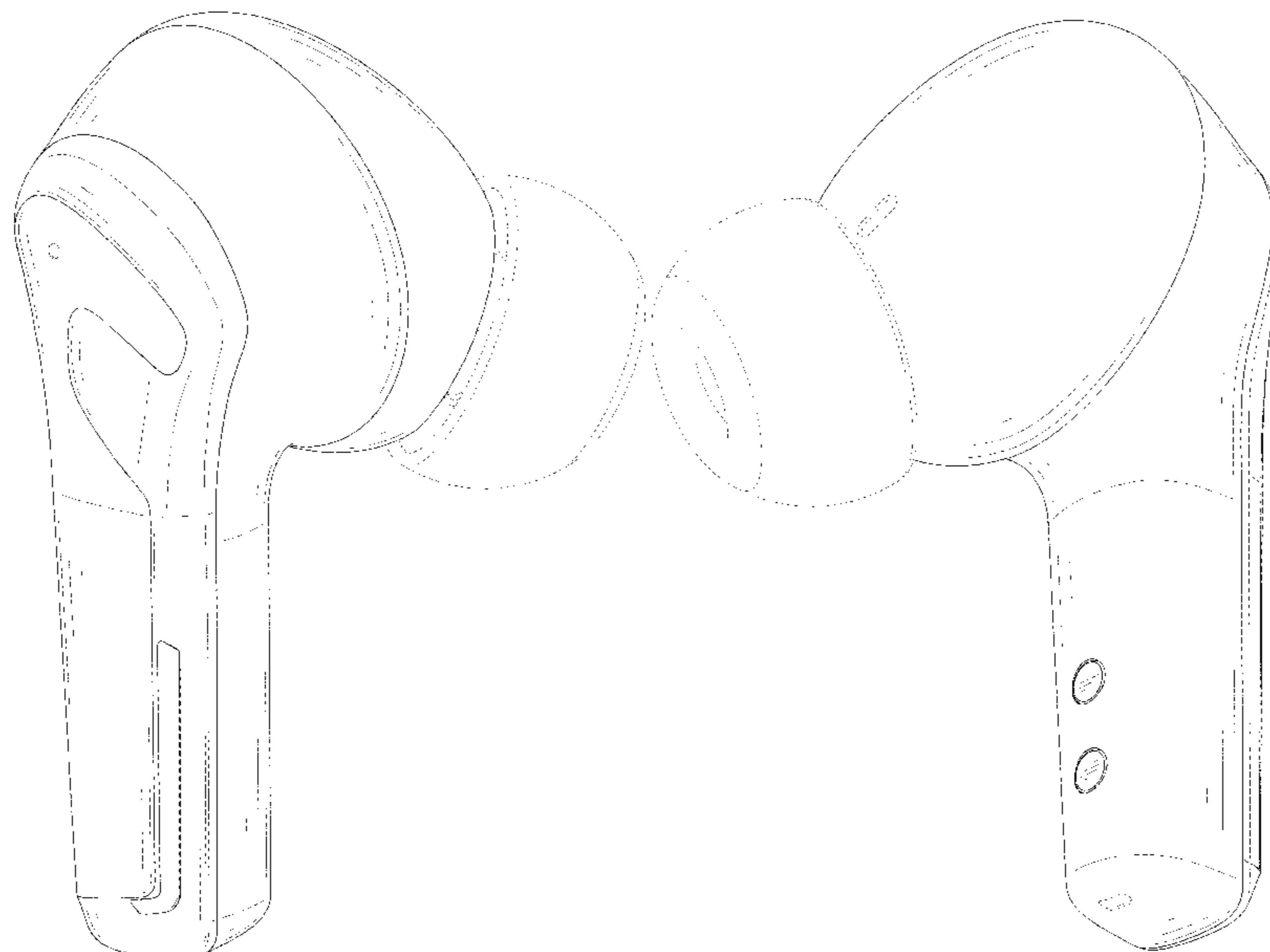
(57) **CLAIM**

The ornamental design for an earphone, as shown and described.

DESCRIPTION

FIG. 1 is a perspective view of an earphone showing my new design;
FIG. 2 is another perspective view thereof;
FIG. 3 is a front elevational view thereof;
FIG. 4 is a rear elevational view thereof;
FIG. 5 is a left side elevational view thereof;
FIG. 6 is a right side elevational view thereof;
FIG. 7 is a top plan view thereof; and,
FIG. 8 is a bottom plan view thereof.
The broken lines in the drawings depict portions of the earphone that form no part of the claimed design.

1 Claim, 8 Drawing Sheets



(56)

References Cited

U.S. PATENT DOCUMENTS

8,831,266 B1 * 9/2014 Huang H04R 1/2811
 381/380
 D718,284 S * 11/2014 Shibusawa D14/223
 D718,286 S * 11/2014 Yang D14/223
 D719,548 S * 12/2014 Thompson D14/223
 D719,550 S * 12/2014 Yang D14/223
 9,042,588 B2 * 5/2015 Aase H04R 1/1041
 381/380
 D733,101 S * 6/2015 Pi D14/223
 D735,699 S * 8/2015 Yasuda D14/223
 D742,860 S * 11/2015 Miyake D14/223
 D746,792 S * 1/2016 Kim D14/205
 D757,682 S * 5/2016 Perez D14/205
 D762,196 S * 7/2016 Hsieh D14/223
 D762,616 S * 8/2016 Hsieh D14/205
 D773,435 S * 12/2016 Ott D14/205
 D774,489 S * 12/2016 Loh Jun Kern D14/205
 D784,298 S * 4/2017 Ozawa D14/223
 D784,962 S * 4/2017 Yang D14/223
 D796,488 S * 9/2017 Yoshimura D14/223
 D796,489 S 9/2017 Arimoto
 D801,314 S * 10/2017 Akana D14/223
 D802,562 S * 11/2017 Baba D14/223
 D803,184 S * 11/2017 Loh Jun Kern D14/205
 D813,844 S * 3/2018 Stiff D14/223
 D820,809 S * 6/2018 Akana D14/205
 D822,009 S * 7/2018 Matoba D14/223
 D829,193 S * 9/2018 Cai D14/223
 D830,336 S * 10/2018 Cai D14/205
 D830,345 S * 10/2018 Cai D14/223
 D831,619 S * 10/2018 Matoba D14/223
 D832,823 S * 11/2018 Xiao D14/223
 D832,824 S * 11/2018 Kim D14/223
 D847,794 S * 5/2019 Guo D14/223
 D848,980 S * 5/2019 Kim D14/223
 D848,982 S * 5/2019 Kim D14/223
 D861,647 S * 10/2019 Chen D14/223
 D864,165 S * 10/2019 Roberts D14/223
 D864,169 S * 10/2019 Min D14/223
 D869,445 S * 12/2019 Hu D14/223
 D875,713 S * 2/2020 Kim D14/205
 D877,722 S * 3/2020 Yang D14/223

D878,337 S * 3/2020 Yang D14/223
 D883,960 S * 5/2020 Du D14/223
 D884,682 S * 5/2020 Du D14/223
 D887,396 S * 6/2020 Wang D14/223
 D888,691 S * 6/2020 Liu D14/223
 D889,436 S * 7/2020 Zhang D14/223
 D890,138 S * 7/2020 Peng D14/223
 D890,724 S 7/2020 Li
 D893,462 S * 8/2020 Liu D14/223
 D894,875 S * 9/2020 Zhao D14/223
 D895,582 S * 9/2020 Wu D14/223
 D896,206 S * 9/2020 Xu D14/223
 D896,207 S * 9/2020 He D14/223
 D905,018 S * 12/2020 Zhu D14/223
 D905,019 S * 12/2020 Liu D14/223
 D905,020 S * 12/2020 Du D14/223
 D907,008 S * 1/2021 Yao D14/223
 D908,114 S * 1/2021 Jung D14/223
 D910,600 S * 2/2021 Zhang D14/223
 D911,315 S * 2/2021 Hutchison D14/223
 D912,011 S * 3/2021 Zhao D14/205
 D914,646 S * 3/2021 Yang D14/223
 D914,647 S * 3/2021 Yang D14/223
 D914,652 S * 3/2021 Chen D14/223
 D916,058 S * 4/2021 Wu D14/223
 D916,683 S * 4/2021 Yao D14/223
 D916,684 S * 4/2021 Fang D14/223
 D916,685 S * 4/2021 Fang D14/223
 D918,182 S * 5/2021 Chen D14/223
 D920,293 S * 5/2021 Chen D14/223
 2009/0136074 A1 * 5/2009 Chang H04R 1/06
 381/380
 2012/0003937 A1 * 1/2012 Zhong H04R 1/1091
 455/41.3
 2012/0237074 A1 * 9/2012 Aase H04R 1/1075
 381/380
 2013/0004011 A1 * 1/2013 Hayashida H04R 1/345
 381/380
 2020/0068283 A1 * 2/2020 Chou H04R 1/1075

FOREIGN PATENT DOCUMENTS

EM 008533988-0001 * 5/2021
 JP D1680084 * 2/2021

* cited by examiner

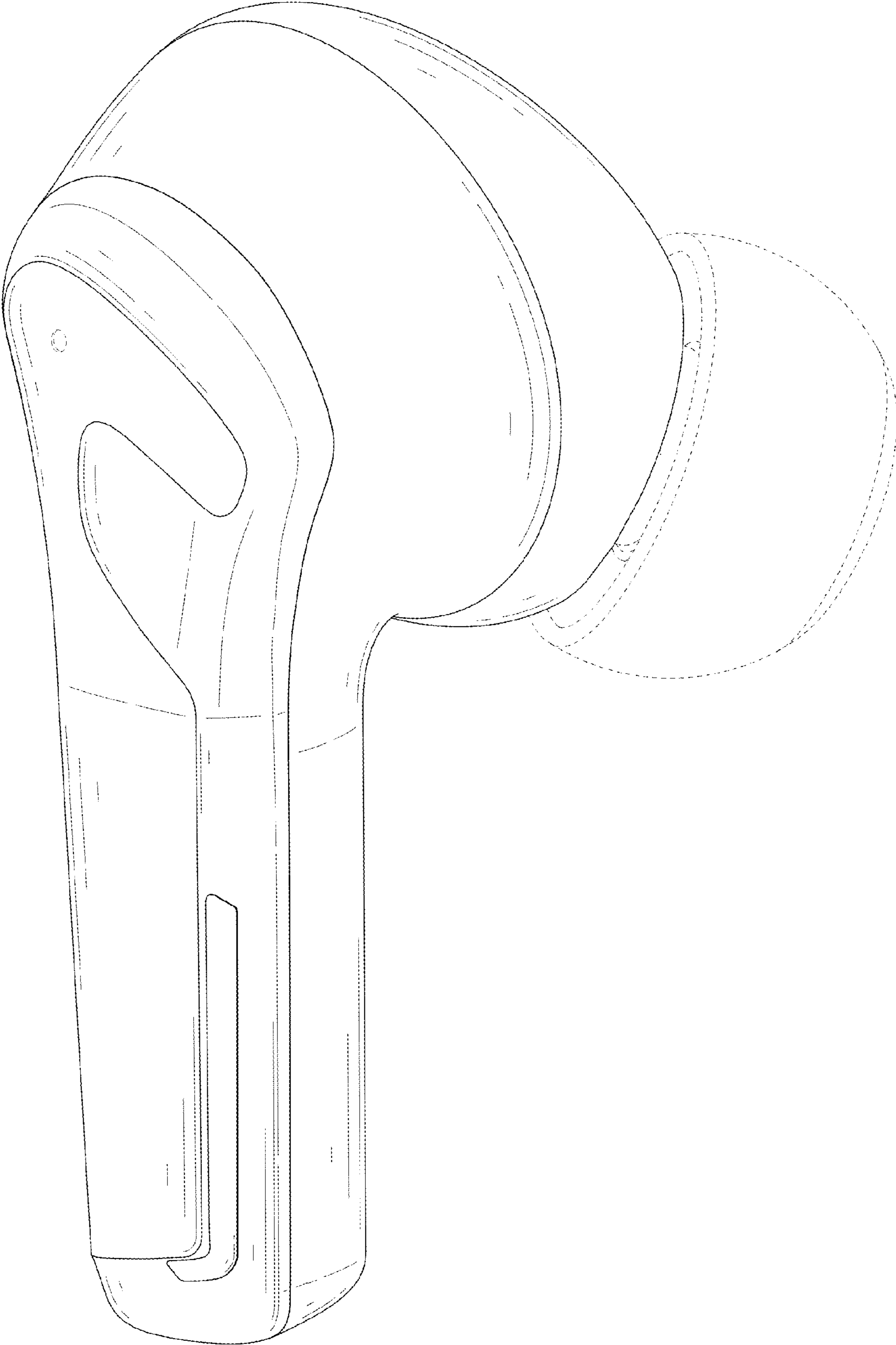


FIG. 1

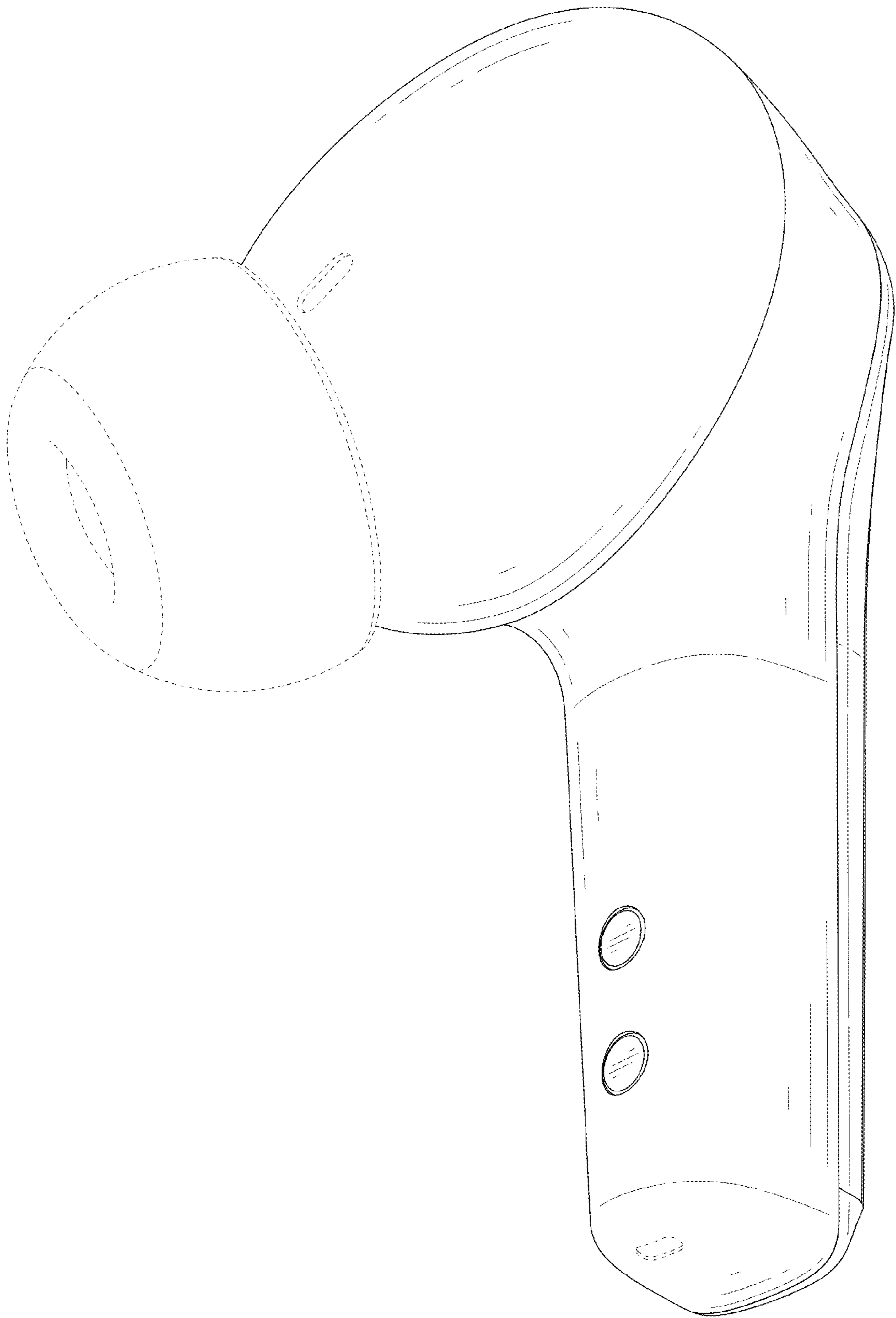


FIG. 2

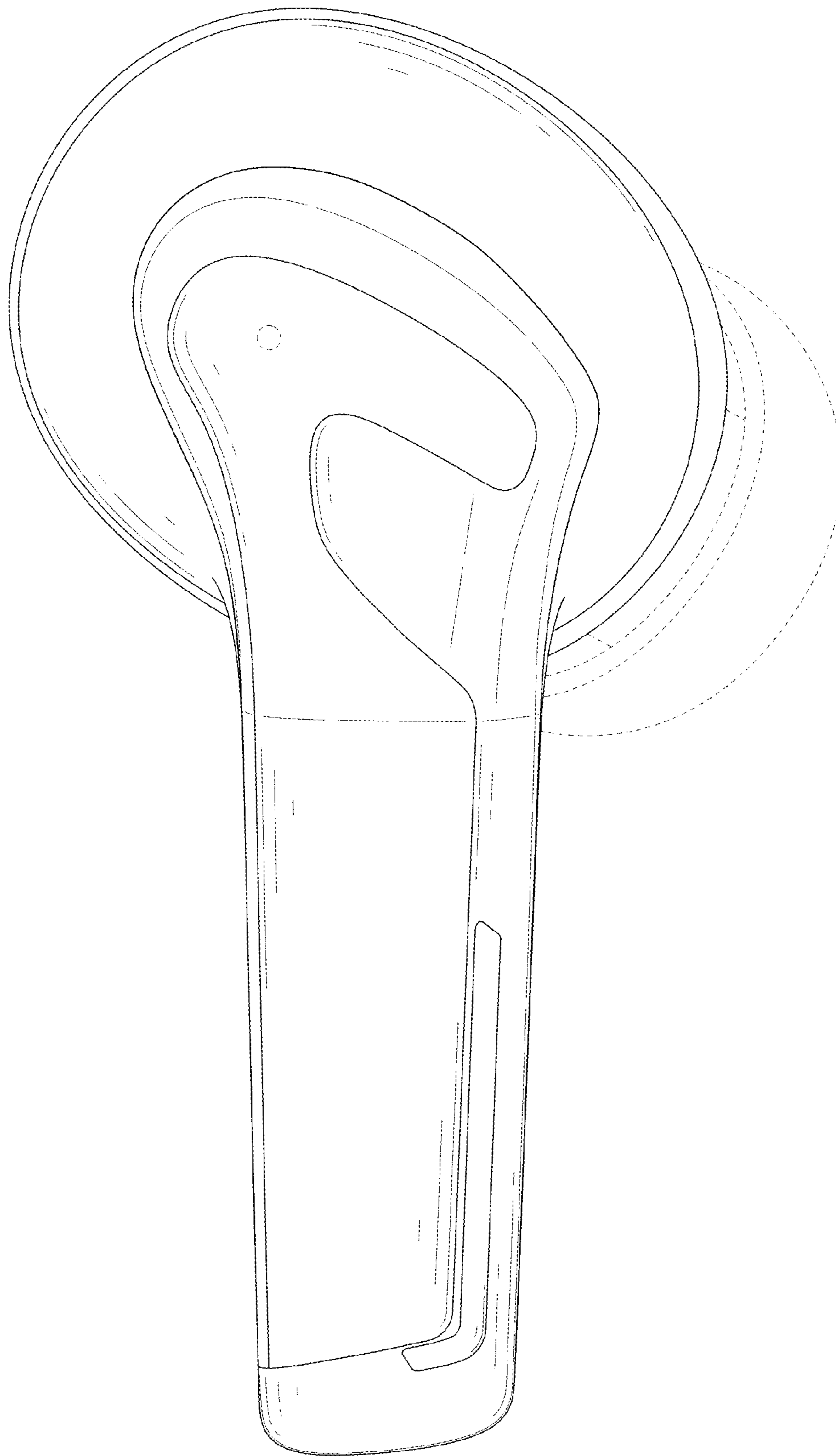


FIG. 3

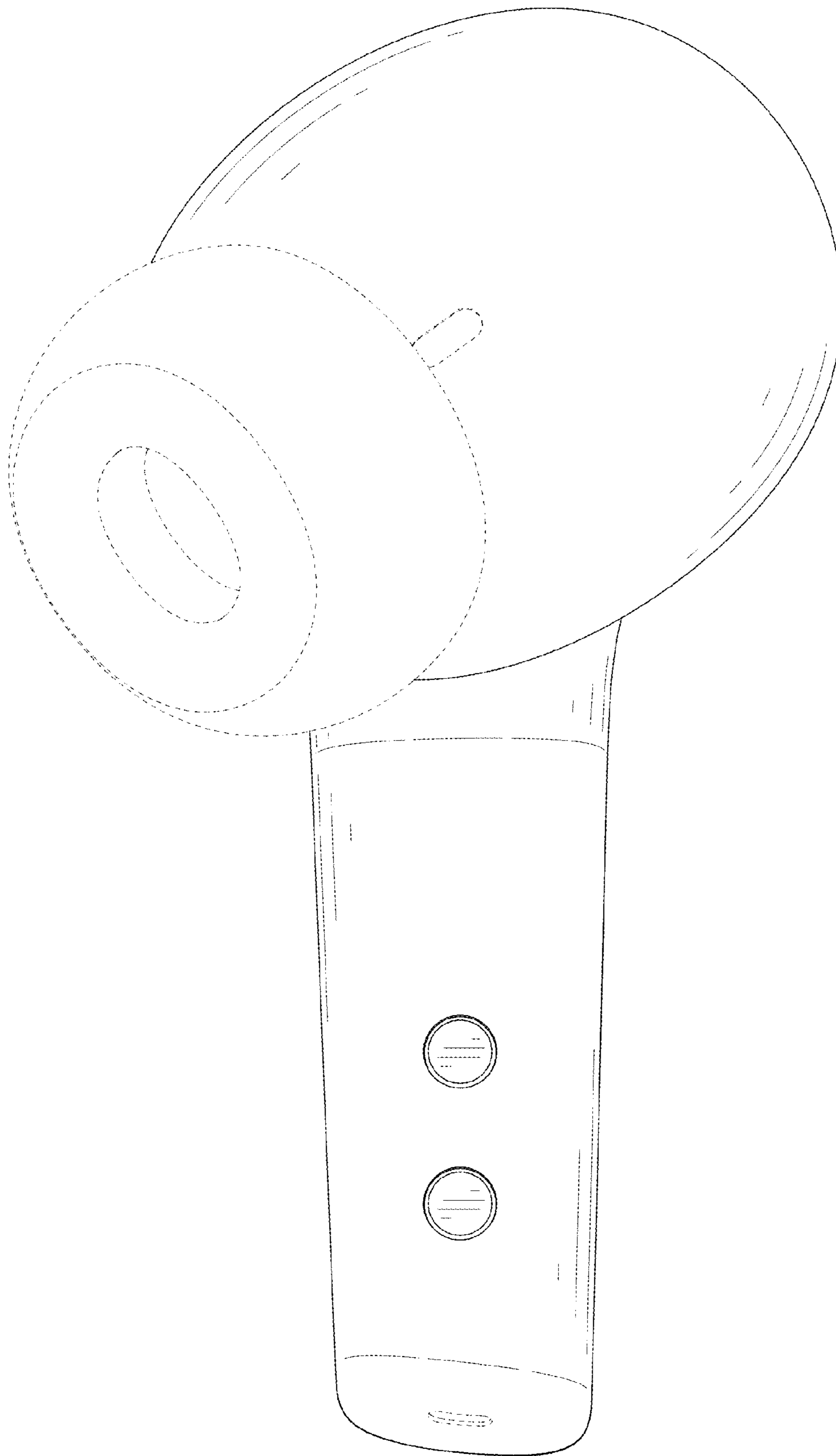


FIG. 4

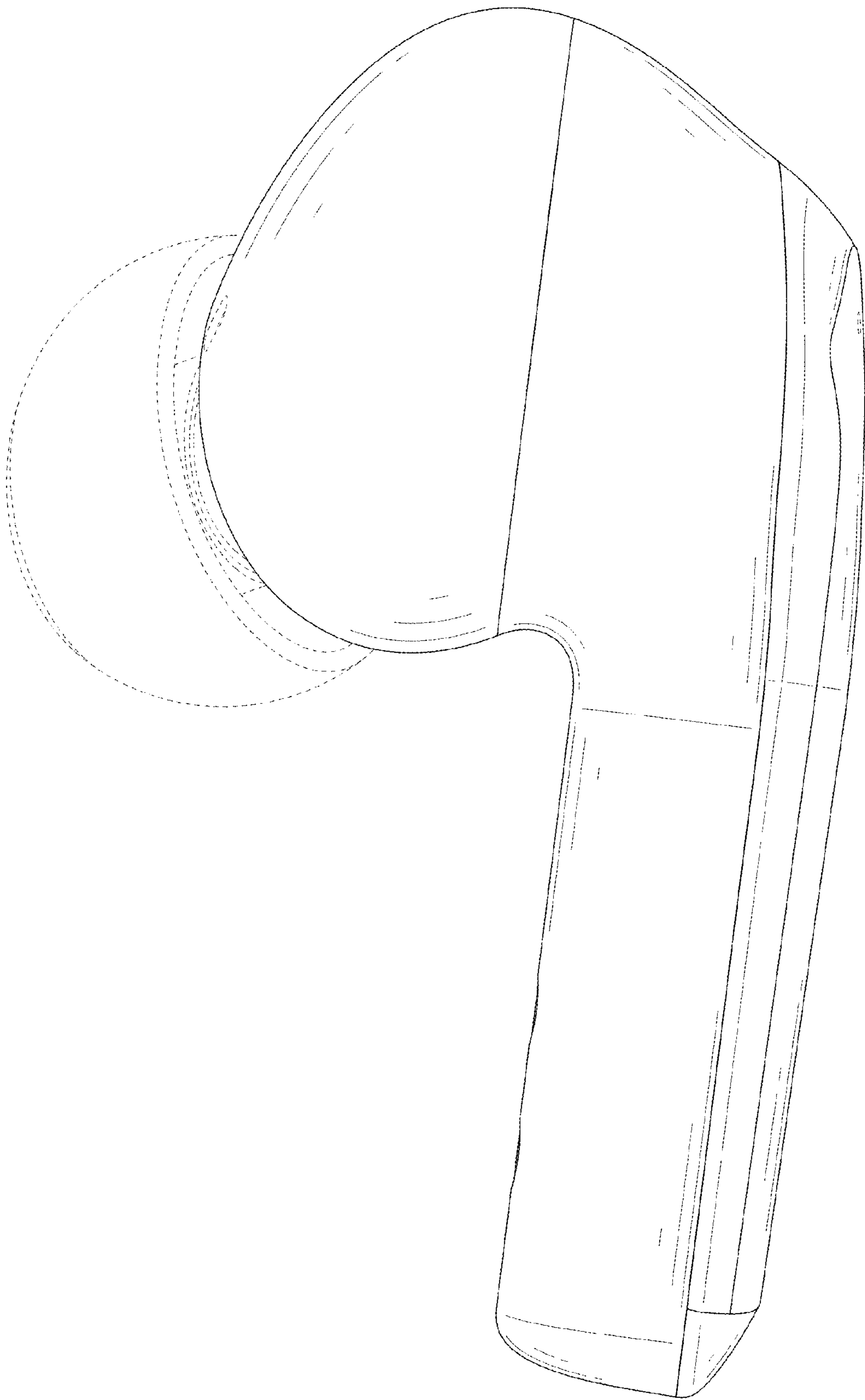


FIG. 5

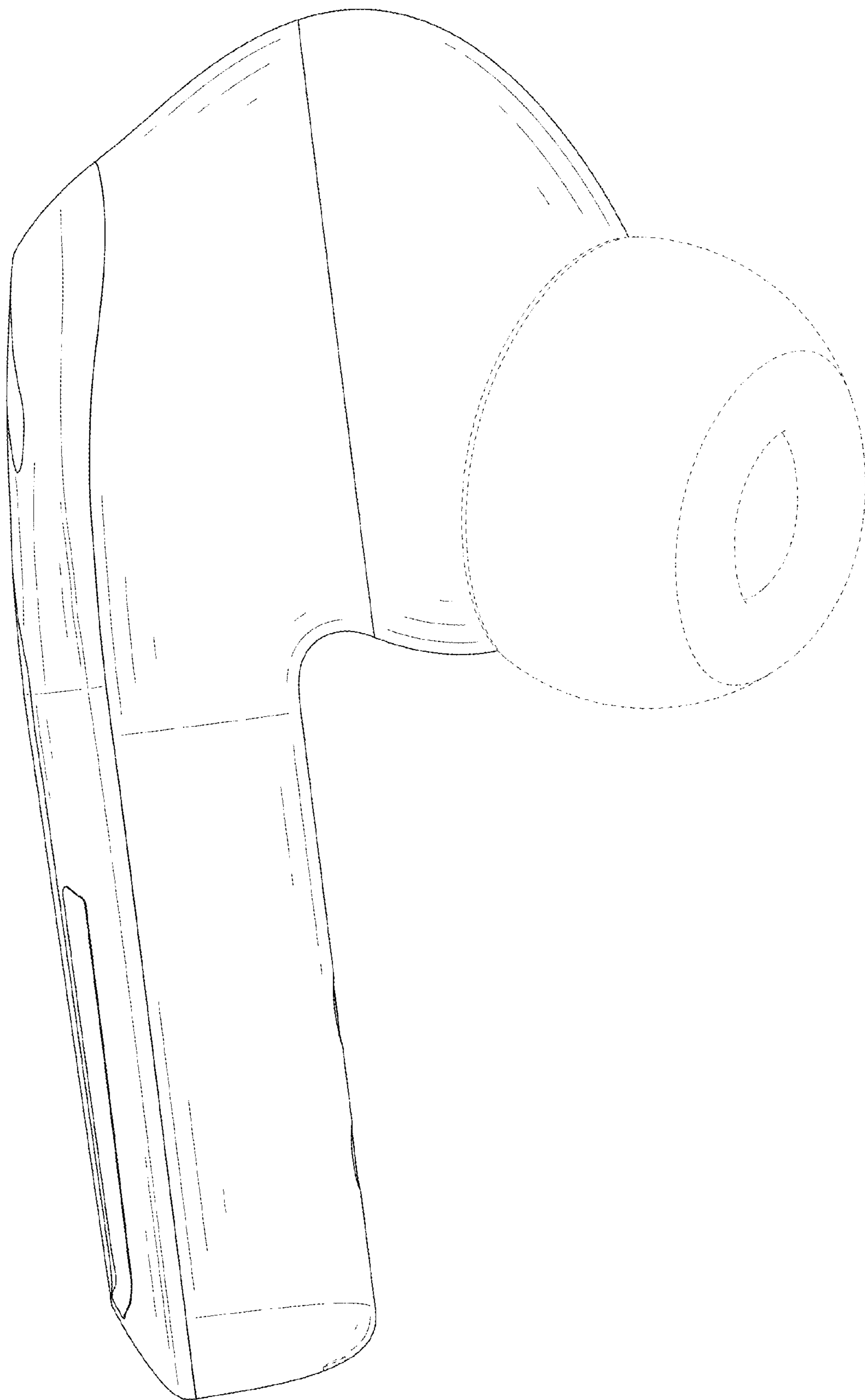


FIG. 6




FIG. 7

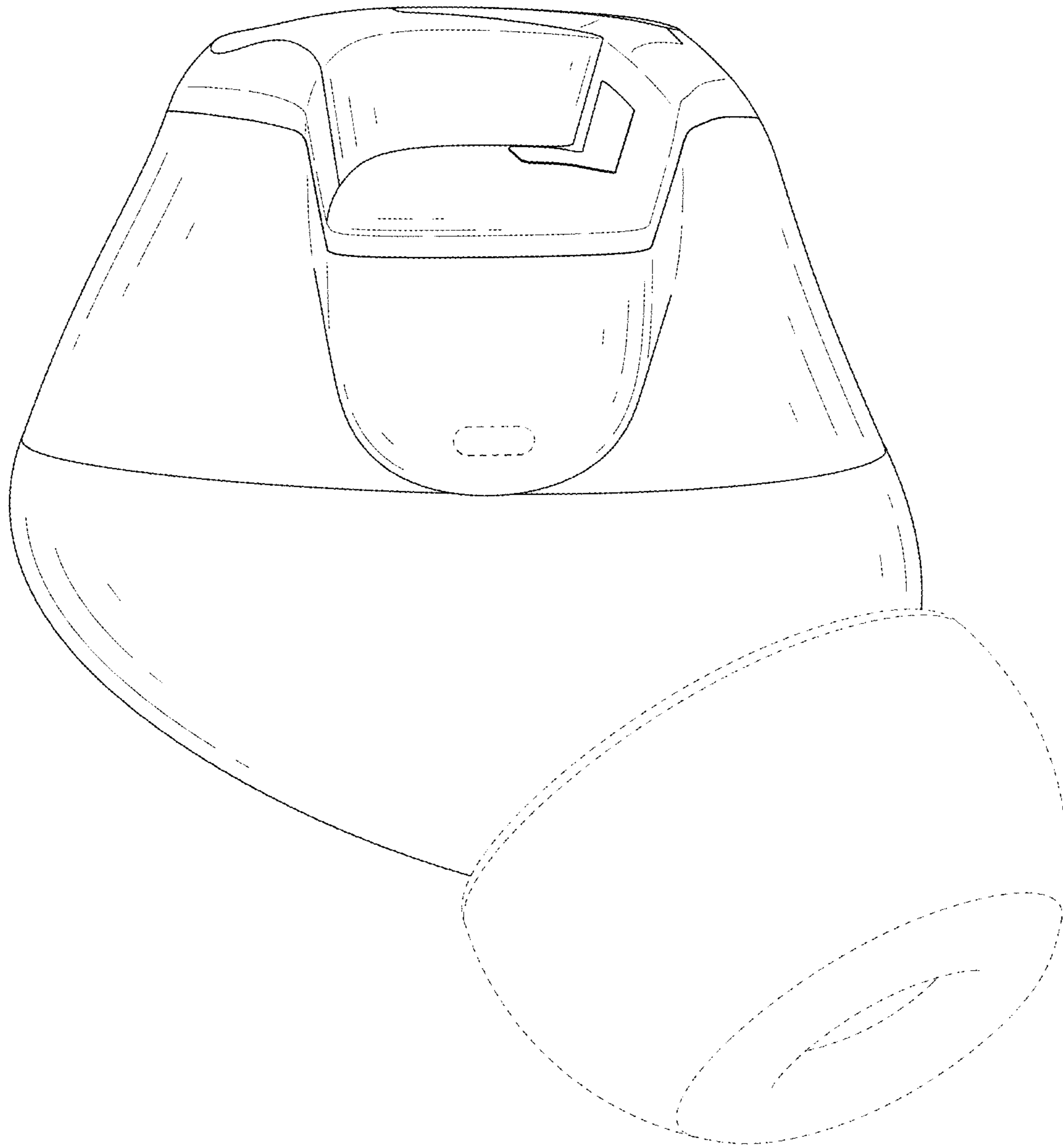


FIG. 8