



US00D929959S

(12) **United States Design Patent**
Kirkland

(10) **Patent No.:** **US D929,959 S**

(45) **Date of Patent:** **** Sep. 7, 2021**

(54) **SPEAKER ENCLOSURE**

(71) Applicant: **Gerald Kirkland**, Kaufman, TX (US)

(72) Inventor: **Gerald Kirkland**, Kaufman, TX (US)

(**) Term: **15 Years**

(21) Appl. No.: **29/697,717**

(22) Filed: **Jul. 10, 2019**

(51) **LOC (13) Cl.** **14-01**

(52) **U.S. Cl.**

USPC **D14/214**

(58) **Field of Classification Search**

USPC D14/209-219, 167-172, 188, 199,
D14/194-196, 204, 221-222, 496, 265,
D14/209.1, 210-219, 432-434; D21/516,
D21/513, 324, 478-480, 499; D13/168;
D23/332-336, 352, 355-366, 269,
D23/135-137; D26/135, 137, 22, 51, 9,
D26/93

CPC H04R 1/02; H04R 1/021; H04R 1/023;
H04R 5/00; H04R 9/06; H04R 2420/07

See application file for complete search history.

(56) **References Cited**

U.S. PATENT DOCUMENTS

5,519,178	A *	5/1996	Ritto	H04R 1/02 181/199
D650,358	S *	12/2011	Chen	D14/215
D784,293	S *	4/2017	Kirkland	D14/214
D797,077	S *	9/2017	Kirkland	D14/214
D828,338	S *	9/2018	Moster	D14/221
D900,787	S *	11/2020	Molina	D14/215
2010/0189294	A1 *	7/2010	Basore	H04R 1/02 381/332

(Continued)

OTHER PUBLICATIONS

Q Power QBFORD10 2004-2008 Subwoofer Box , first available
Aug. 13, 2013, amazon.com, [online], [site visited Nov. 24, 2020],

Available from internet URL: https://www.amazon.com/Power-QBFORD10-2004-2008-Subwoofer-UnderSeat/dp/B00IZ4KFQ2/ref=sr_1_6459?dchild=1&keywords=speaker&qid=16%E2%80%A6 (Year: 2013).*

(Continued)

Primary Examiner — Samantha Q Lawrence

Assistant Examiner — Holly M Rodriguez

(74) *Attorney, Agent, or Firm* — William Lovin & Assoc.,
LLC; William R. Lovin

(57) **CLAIM**

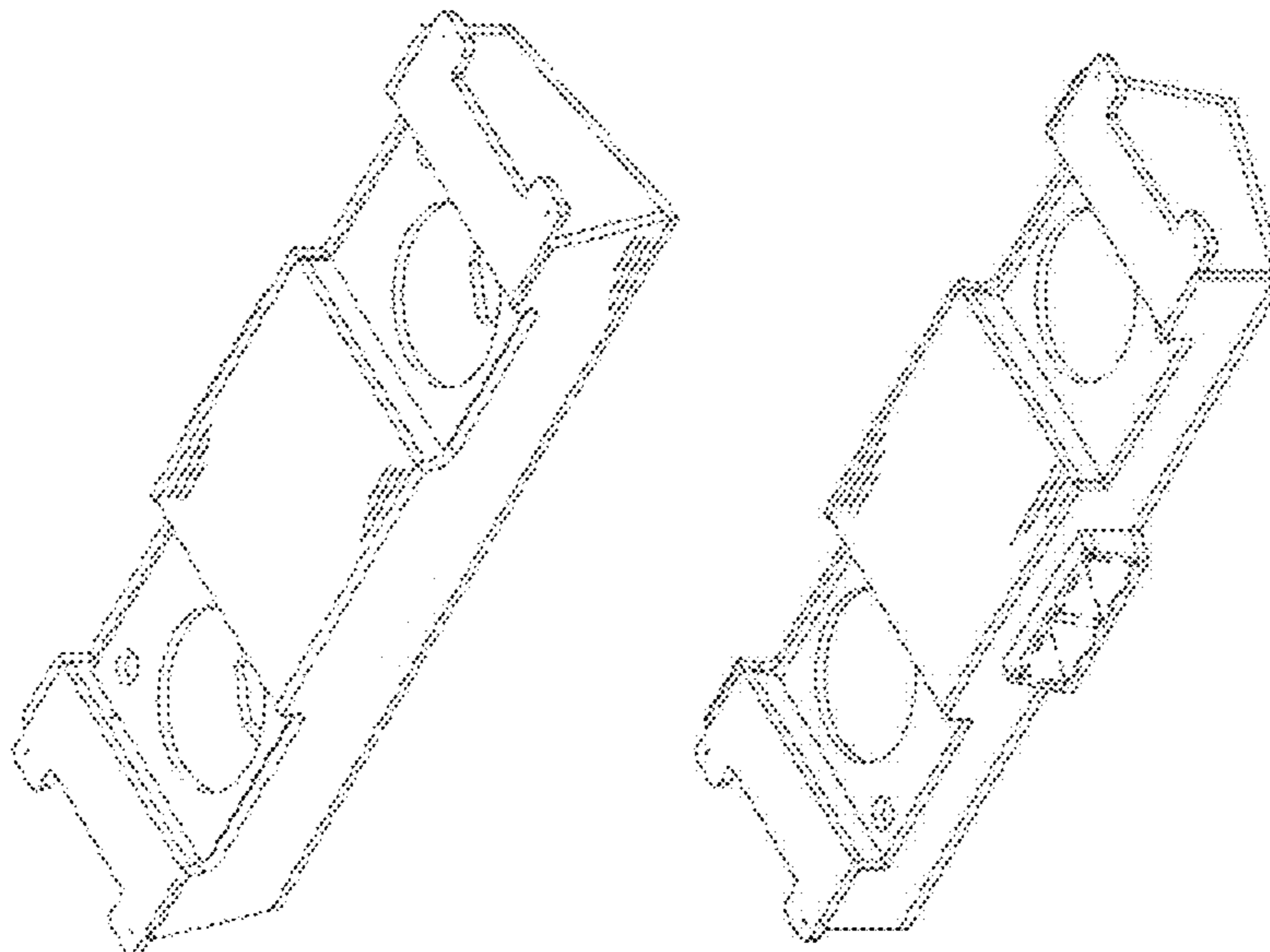
The ornamental design for a speaker enclosure, substantially as shown and described where the dotted lines illustrate portions of the speaker enclosure that form no part of the claimed design.

DESCRIPTION

FIG. 1 is a perspective view of the bottom, front of the speaker enclosure in accordance with the present invention; FIG. 2 is a plan view of the left edge, thereof; FIG. 3 is a perspective view of the top, front, thereof; FIG. 4 is a plan view of the bottom, thereof; FIG. 5 is a plan view of the front, thereof; FIG. 6 is a plan view of the top, thereof; FIG. 7 is a second perspective view of the bottom, front, thereof; FIG. 8 is a plan view of the right edge, thereof; FIG. 9 is a second perspective view of the top, front, thereof; FIG. 10 is a perspective view of the top, rear, thereof; FIG. 11 is a perspective view of the bottom, rear, thereof; FIG. 12 is a plan view of the rear, thereof; FIG. 13 is a second perspective view of the top, rear, thereof; and, FIG. 14 is a second perspective view of the bottom, rear, thereof.

The broken lines in FIGS. 4, 10, 11, 12, 13, and 14 form no part of the claimed design.

1 Claim, 2 Drawing Sheets



(56)

References Cited

U.S. PATENT DOCUMENTS

2017/0006366 A1* 1/2017 Perez H04R 5/02
2020/0045464 A1* 2/2020 Zhang H04R 1/021
2020/0314550 A1* 10/2020 Kagawa H04R 9/063

OTHER PUBLICATIONS

Bbox A372-10CP Dual 10" Sealed Subwoofer Enclosure, first available Jul. 7, 2004 amazon.com, [online], [site visited Nov. 24, 2020], Available from internet URL: [https://www.amazon.com/A372-10CP-Sealed-Carpeted-Subwoofer-Enclosure/dp/B0013MYXB6/ref=sr_1_9198?dchild=1&keywords=speaker&qid=16%E2%](https://www.amazon.com/A372-10CP-Sealed-Carpeted-Subwoofer-Enclosure/dp/B0013MYXB6/ref=sr_1_9198?dchild=1&keywords=speaker&qid=16%E2%80%A6) (Year: 2004).*

Q Power QBGMC1020144DR Dual 10" Subwoofer Enclosure, first available Feb. 7, 2015, amazon.com, [online], [site visited Nov. 24, 2020], Available from internet URL: [https://www.amazon.com/Power-QBGMC1020144DR-Subwoofer-Enclosure-2014-2016/dp/B00TAULPG4/ref=sr_1_9297?dchild=1&keywords=speake%E2%](https://www.amazon.com/Power-QBGMC1020144DR-Subwoofer-Enclosure-2014-2016/dp/B00TAULPG4/ref=sr_1_9297?dchild=1&keywords=speake%E2%80%A6) (Year: 2015).*

* cited by examiner

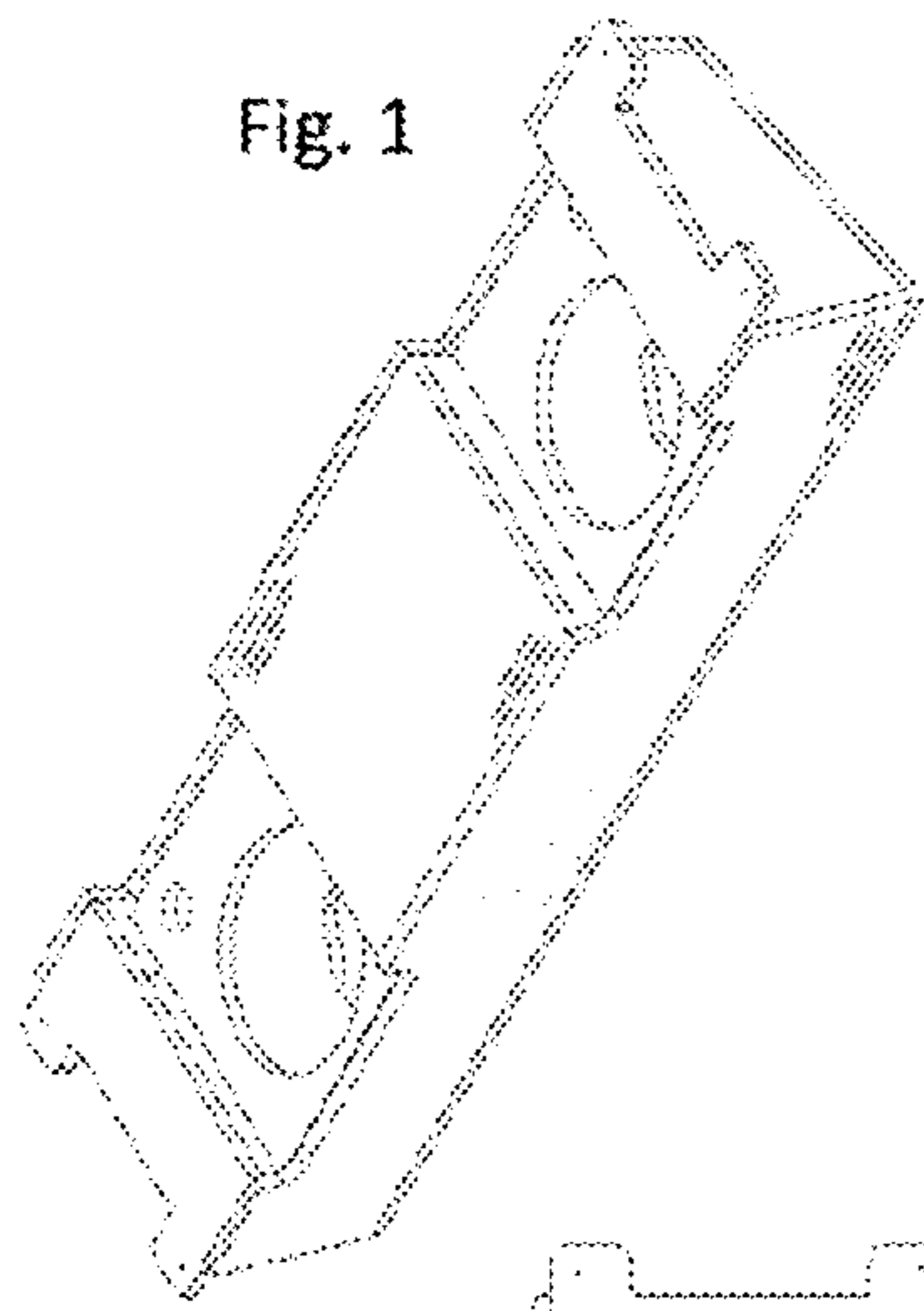


Fig. 1

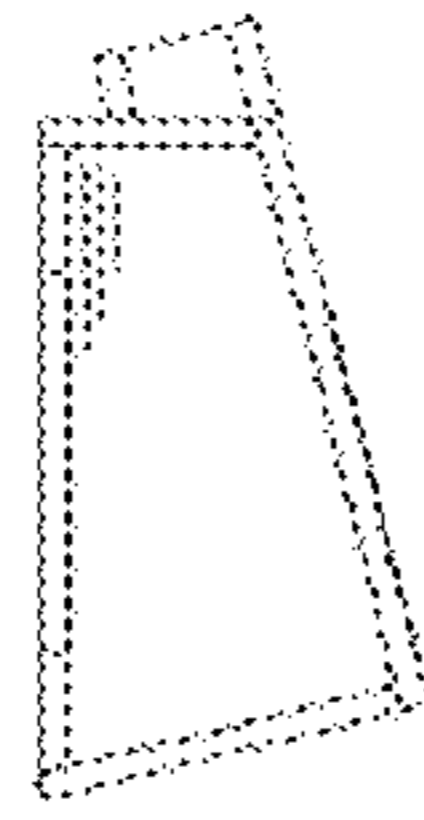


Fig. 2

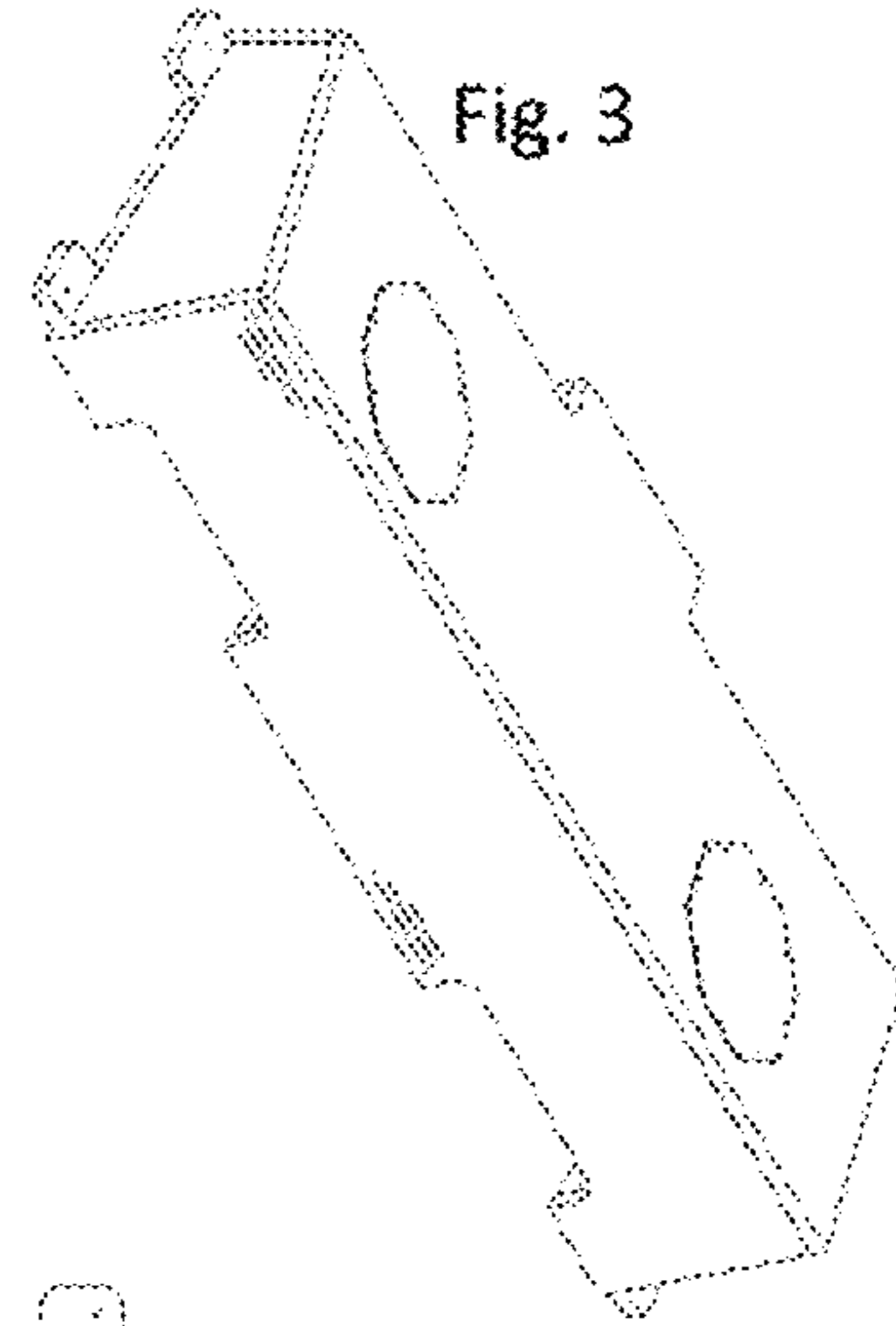


Fig. 3




Fig. 4




Fig. 5

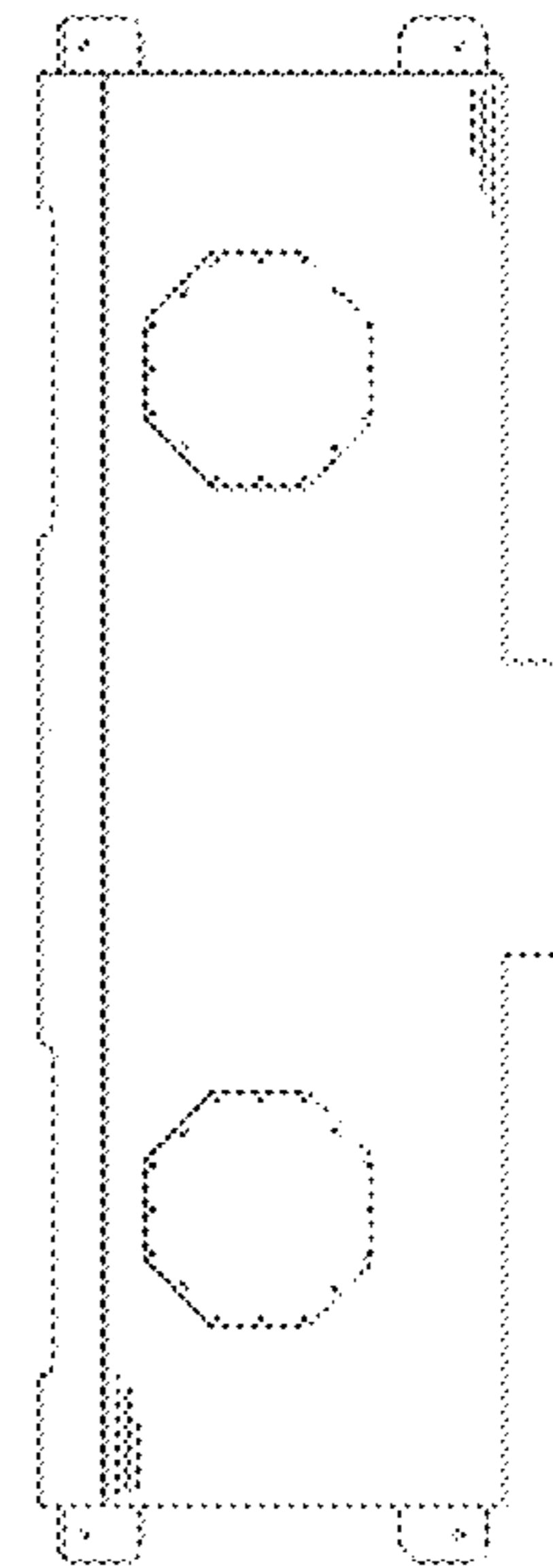


Fig. 6

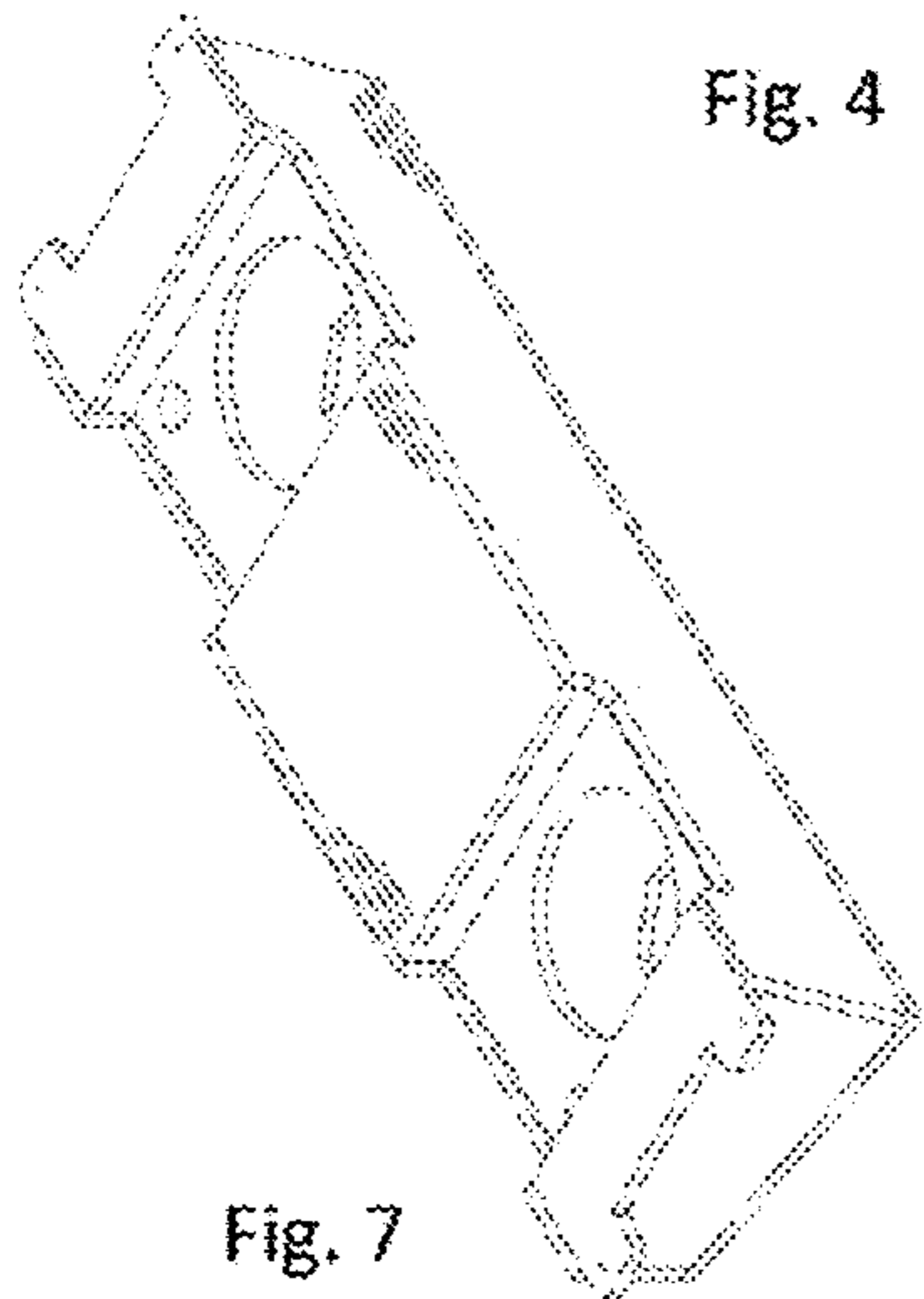


Fig. 7

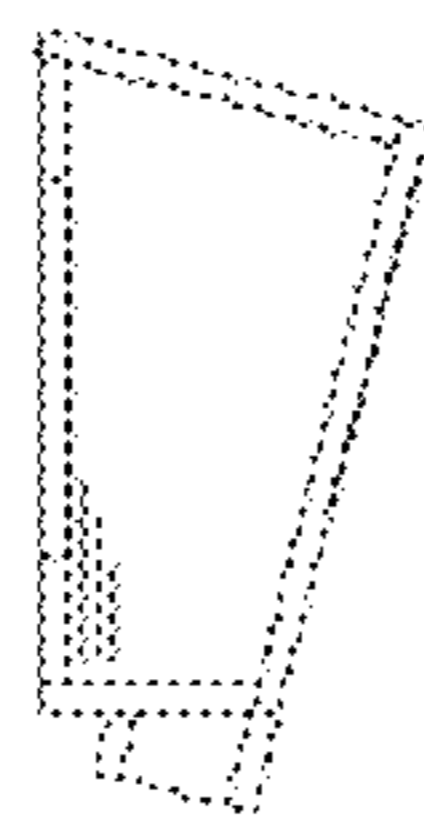


Fig. 8

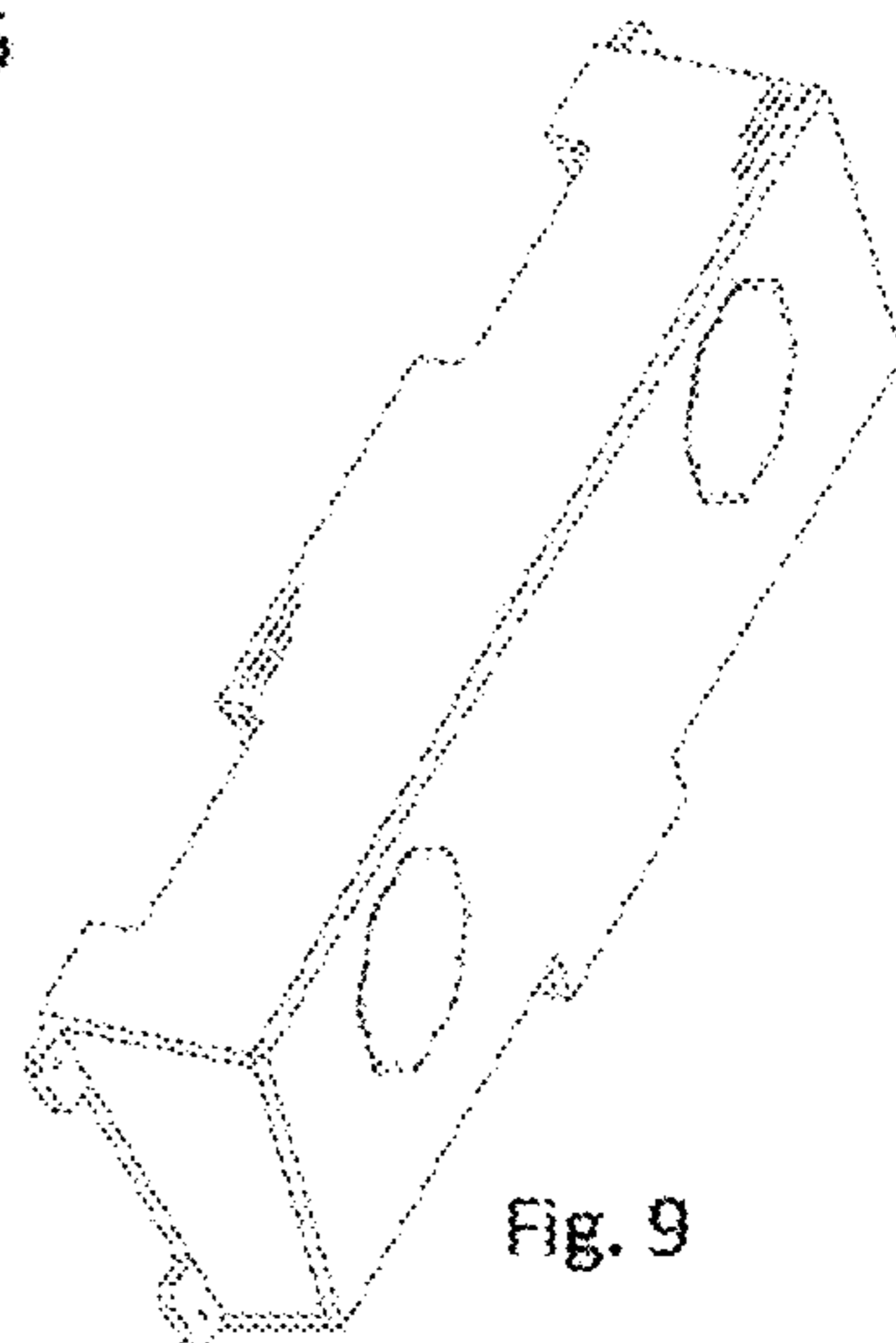


Fig. 9

