



US00D929953S

(12) **United States Design Patent** (10) **Patent No.:** **US D929,953 S**
Ma et al. (45) **Date of Patent:** **** Sep. 7, 2021**

(54) **TELEVISION**
(71) Applicant: **HUAWEI TECHNOLOGIES CO., LTD.**, Shenzhen (CN)
(72) Inventors: **Yiwei Ma**, Guangdong (CN); **Wenxue Li**, Guangdong (CN); **Lei Yuan**, Guangdong (CN)
(73) Assignee: **HUAWEI TECHNOLOGIES CO., LTD.**, Shenzhen (CN)

D738,875 S * 9/2015 Seoc D14/341
D746,786 S * 1/2016 Choi D14/126
D762,186 S * 7/2016 Han D14/126
D763,214 S * 8/2016 Han D14/126
D763,215 S * 8/2016 Han D14/126
D763,216 S * 8/2016 Han D14/126
D774,012 S * 12/2016 Lee D14/126
D790,493 S * 6/2017 Han D14/126
D826,885 S * 8/2018 Kim D14/126
D846,516 S * 4/2019 McManigal D14/126
D856,292 S * 8/2019 Lim D14/126
D858,470 S * 9/2019 Lee D14/126

(Continued)

(**) Term: **15 Years**

(21) Appl. No.: **35/508,301**

(22) Filed: **Jul. 9, 2019**

(80) **Hague Agreement Data**

Int. Filing Date: **Jul. 9, 2019**
Int. Reg. No.: **DM/203990**
Int. Reg. Date: **Jul. 9, 2019**
Int. Reg. Pub. Date: **Jan. 10, 2020**

(30) **Foreign Application Priority Data**

Jan. 9, 2019 (CN) 201930010672.4

(51) **LOC (13) Cl.** **14-03**

(52) **U.S. Cl.**
USPC **D14/126**

(58) **Field of Classification Search**
USPC D6/300, 308, 310, 642, 643, 650.1, D6/653.15, 654.15, 657, 661, 675; D14/125, 126, 127, 128, 129, 132, 336, D14/341, 373, 374, 375, 376, 377; D16/229, 235, 241
CPC G06F 1/1601; G06F 1/1605; G06F 1/162
See application file for complete search history.

(56) **References Cited**

U.S. PATENT DOCUMENTS

D654,076 S * 2/2012 Wong D14/371
D732,491 S * 6/2015 Choi D14/126

OTHER PUBLICATIONS

Honor Vision: Huawei's First Smart TV Running on New OS, publication date Sep. 7, 2019, [online][site visited Nov. 16, 2020] URL: <https://www.ubergizmo.com/2019/09/honor-vision-huaweis-first-smart-tv-running-on-new-os/> (Year: 2019).*

Primary Examiner — L. A. Grabenstetter

(74) *Attorney, Agent, or Firm* — Kilpatrick Townsend and Stockton LLP

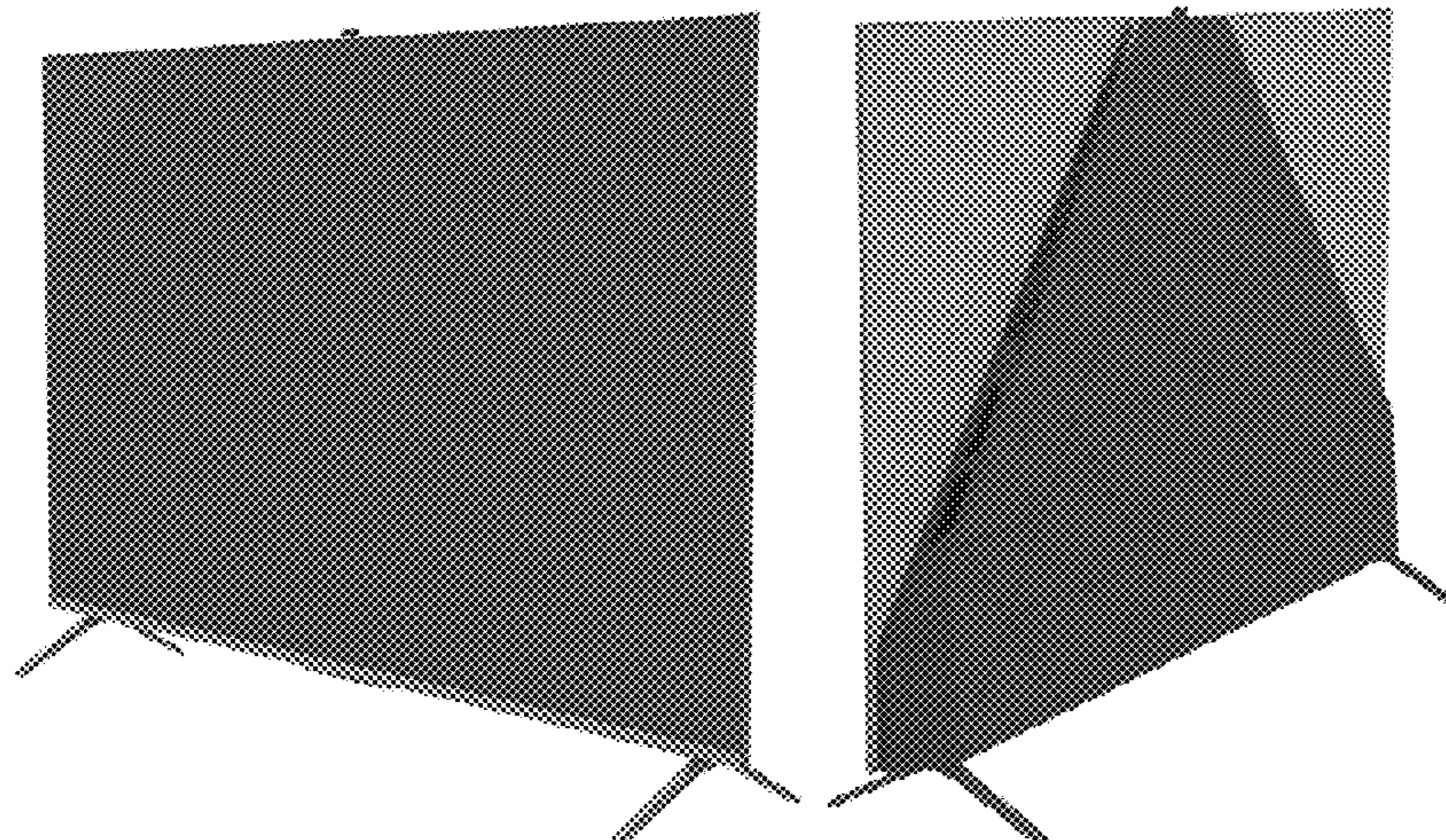
(57) **CLAIM**

The ornamental design for a television, as shown and described.

DESCRIPTION

FIG. 4.1 is a front view of a television, showing our new design;
FIG. 4.2 is a back view thereof;
FIG. 4.3 is a left side elevation view thereof;
FIG. 4.4 is a right side elevation view thereof;
FIG. 4.5 is a top plan view thereof;
FIG. 4.6 is a bottom plan view thereof;
FIG. 4.7 is a front perspective view thereof; and
FIG. 4.8 is a back perspective view thereof.
The solid black regions represent portions of the television that form no part of the claimed design.

1 Claim, 8 Drawing Sheets



(56)

References Cited

U.S. PATENT DOCUMENTS

D868,014 S * 11/2019 Kim D14/126
D868,713 S * 12/2019 Lee D14/126
D887,378 S * 6/2020 Tsujita D14/126

* cited by examiner




FIG. 4.1




FIG. 4.2




FIG. 4.3




FIG. 4.4



FIG. 4.5



FIG. 4.6




FIG. 4.7

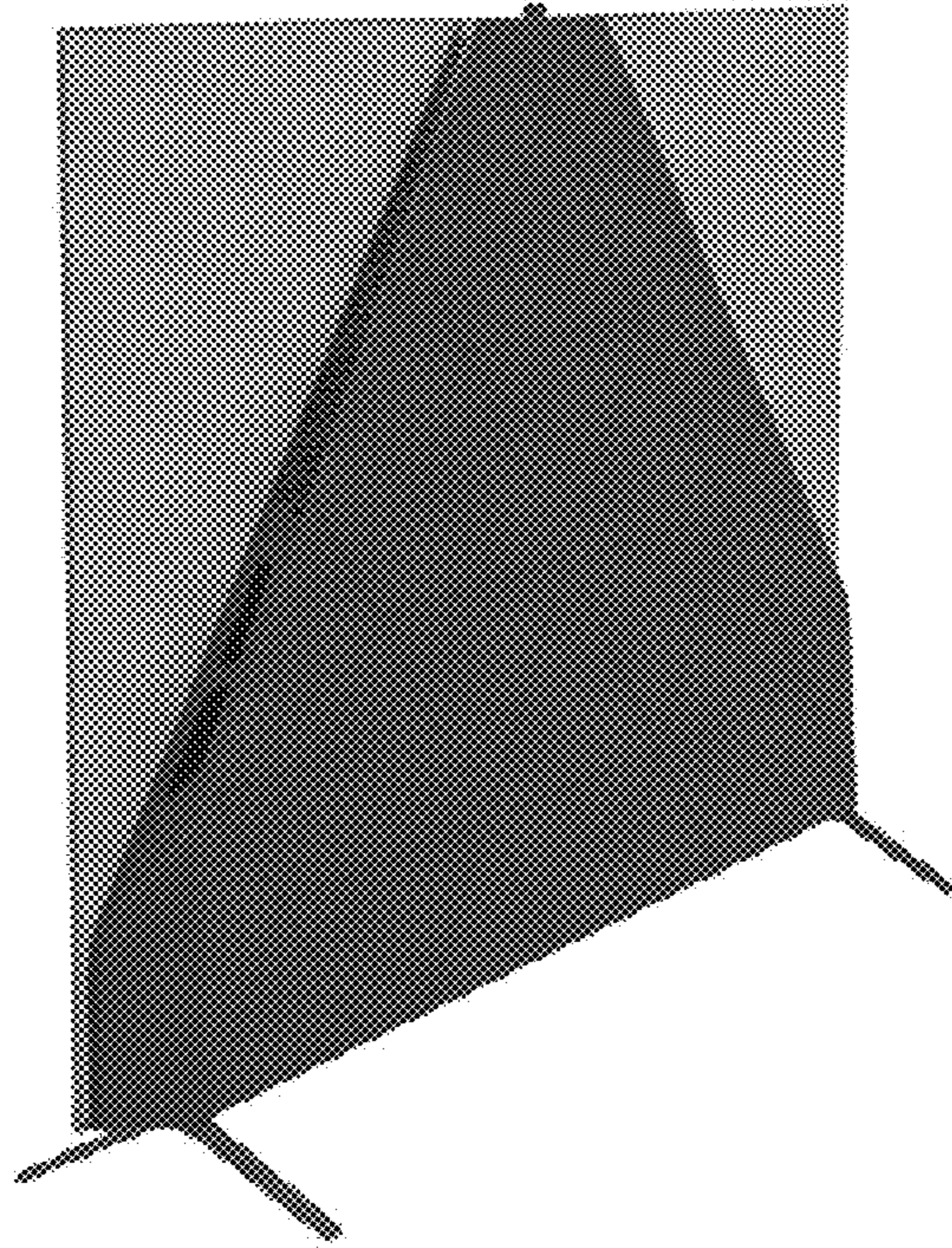


FIG. 4.8