



US00D929918S

(12) **United States Design Patent** (10) **Patent No.:** **US D929,918 S**
Roh (45) **Date of Patent:** **** Sep. 7, 2021**

(54) **WHEEL ARCH GARNISH FOR VEHICLE**
(71) Applicant: **HYUNDAI MOBIS CO., LTD.**, Seoul (KR)
(72) Inventor: **Bong Rae Roh**, Yongin-si (KR)
(73) Assignee: **Hyundai Mobis Co., Ltd.**, Seoul (KR)
(**) Term: **15 Years**

D104,293 S * 4/1937 Pawsat D12/186
D237,961 S * 12/1975 Petty D12/186
D242,913 S * 1/1977 Petty D12/186
4,174,850 A * 11/1979 Hart B62D 25/18
24/486
4,620,745 A * 11/1986 Jacobs B62D 25/18
296/198
D461,436 S * 8/2002 Stickles D12/190
D482,995 S * 12/2003 Saleen D12/184
D483,312 S * 12/2003 Saleen D12/184
(Continued)

(21) Appl. No.: **29/740,017**
(22) Filed: **Jun. 30, 2020**

(30) **Foreign Application Priority Data**
Jan. 10, 2020 (KR) 30-2020-0001247
(51) **LOC (13) Cl.** **12-16**
(52) **U.S. Cl.**
USPC **D12/184**
(58) **Field of Classification Search**
USPC D12/86, 88, 89, 90, 91, 92, 93, 106, 114,
D12/163, 169, 171, 173, 181, 184, 185,
D12/190, 192, 196, 400; D21/533, 548,
D21/552, 561; D15/28
CPC B62D 25/02; B62D 25/04; B62D 25/16;
B62D 25/18; B62D 25/161; B62D
25/168; B62D 25/182; B62D 25/184;
B60J 5/00; B60J 5/02; B60J 5/04; B60J
5/10; B60R 13/04; B60R 13/0861; B60R
19/00
See application file for complete search history.

(56) **References Cited**
U.S. PATENT DOCUMENTS
D47,258 S * 4/1915 Green D12/184
D50,345 S * 2/1917 Green D12/184
D50,346 S * 2/1917 Green D12/184
1,699,572 A * 1/1929 Scheid B62D 25/161
280/848
D104,292 S * 4/1937 Pawsat D12/186

OTHER PUBLICATIONS

2022 Santa Cruz, Published date unavailable [online], [retrieved on Jun. 26, 2021]. Retrieved from the Internet: <https://www.hyundaiusa.com/us/en/vehicles/2022-santa-cruz> (Year: 2021).*

Primary Examiner — Christian P. McLean
Assistant Examiner — Adam C Mager
(74) *Attorney, Agent, or Firm* — DLA Piper LLP (US)

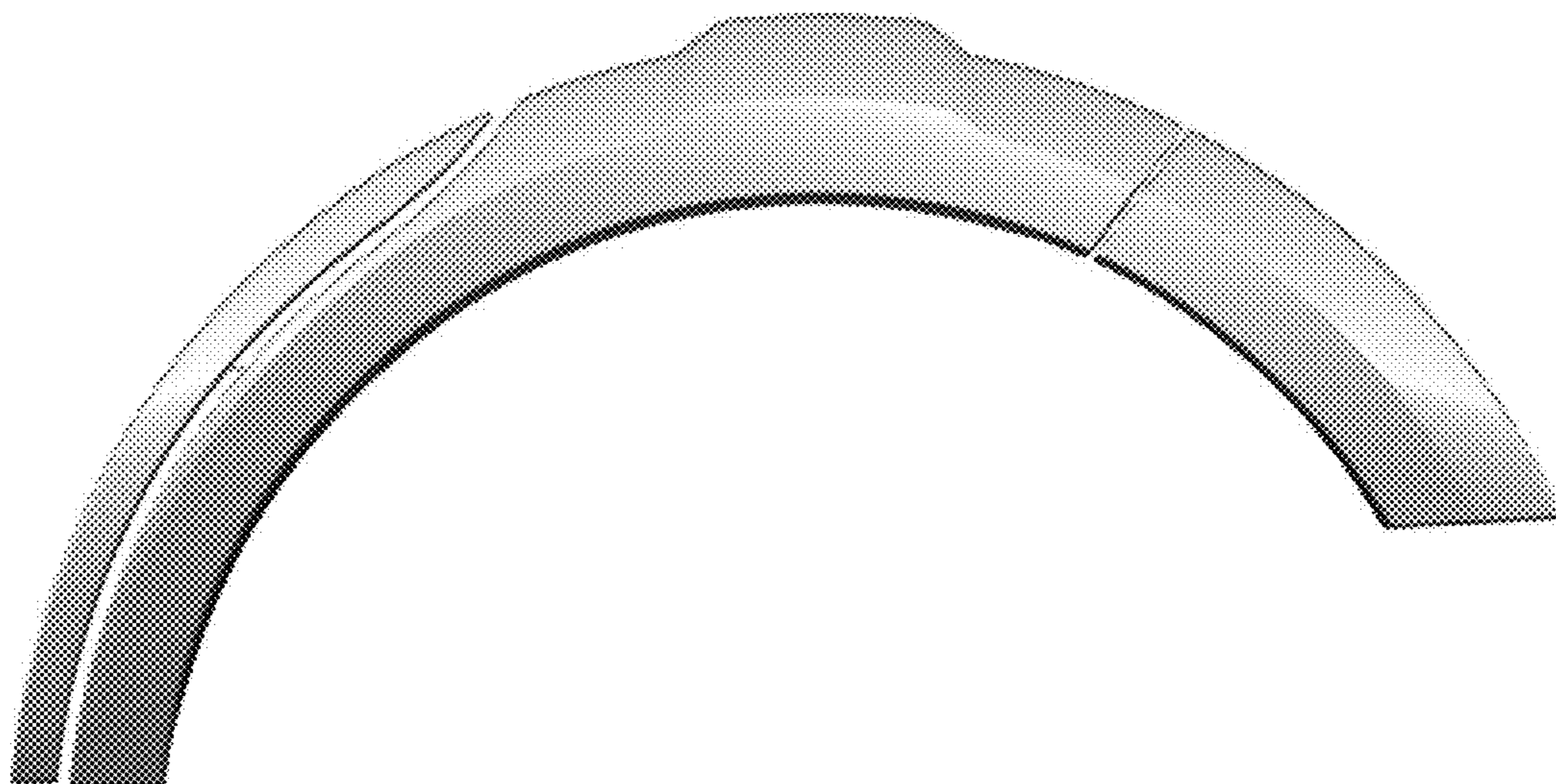
(57) **CLAIM**

The ornamental design for a wheel arch garnish for a vehicle, as shown and described herein.

DESCRIPTION

FIG. 1 is a front perspective view of a wheel arch garnish for a vehicle according to the present invention.
FIG. 2 is a front view of the wheel arch garnish for vehicle shown in FIG. 1.
FIG. 3 is a rear view of the wheel arch garnish for vehicle shown in FIG. 1.
FIG. 4 is a left-side view of the wheel arch garnish for vehicle shown in FIG. 1.
FIG. 5 is a right-side view of the wheel arch garnish for vehicle shown in FIG. 1.
FIG. 6 is a top plan view of the wheel arch garnish for vehicle shown in FIG. 1; and,
FIG. 7 is a bottom view of the wheel arch garnish for vehicle shown in FIG. 1.

1 Claim, 3 Drawing Sheets



(56)

References Cited

U.S. PATENT DOCUMENTS

D491,858 S *	6/2004	Velazco	D12/184	D694,684 S *	12/2013	Lee	D12/184
6,959,948 B2 *	11/2005	Varnhagen	B60R 13/04 280/849	D694,685 S *	12/2013	Lee	D12/184
D516,481 S *	3/2006	Metros	D12/190	D700,120 S *	2/2014	Lee	D12/184
D517,965 S *	3/2006	Metros	D12/190	D707,164 S *	6/2014	Lee	D12/184
D546,253 S *	7/2007	Lee	D12/106	D735,078 S *	7/2015	Tamiya	D12/91
D590,756 S *	4/2009	Williams	D12/184	D744,385 S *	12/2015	Harriton	D12/169
D591,654 S *	5/2009	Williams	D12/184	D763,754 S *	8/2016	Sanders	D12/184
D591,655 S *	5/2009	Golden	D12/184	D792,822 S *	7/2017	Platto	D12/184
D591,656 S *	5/2009	Golden	D12/184	D795,767 S *	8/2017	Platto	D12/184
D591,657 S *	5/2009	Golden	D12/184	D795,768 S *	8/2017	Platto	D12/184
D591,658 S *	5/2009	Golden	D12/184	D801,896 S *	11/2017	Ito	D12/181
D602,414 S *	10/2009	Sunbeam	D12/184	10,363,886 B2 *	7/2019	Mukhtar	B62D 25/18
D602,415 S *	10/2009	Sunbeam	D12/184	D858,385 S *	9/2019	Phillips	D12/184
D602,828 S *	10/2009	Sunbeam	D12/184	D860,082 S *	9/2019	Poyorena	D12/184
D602,829 S *	10/2009	Sunbeam	D12/184	D867,245 S *	11/2019	Ito	D12/184
D684,908 S *	6/2013	Lee	D12/184	10,562,468 B2 *	2/2020	Zentgraf	B60R 13/04
					D883,156 S *	5/2020	Joudo	D12/184
					10,668,955 B2 *	6/2020	Siegel	B62D 25/18
					2005/0073163 A1 *	4/2005	Luetze	B60J 11/06 296/1.08

* cited by examiner

FIG. 1




FIG. 2

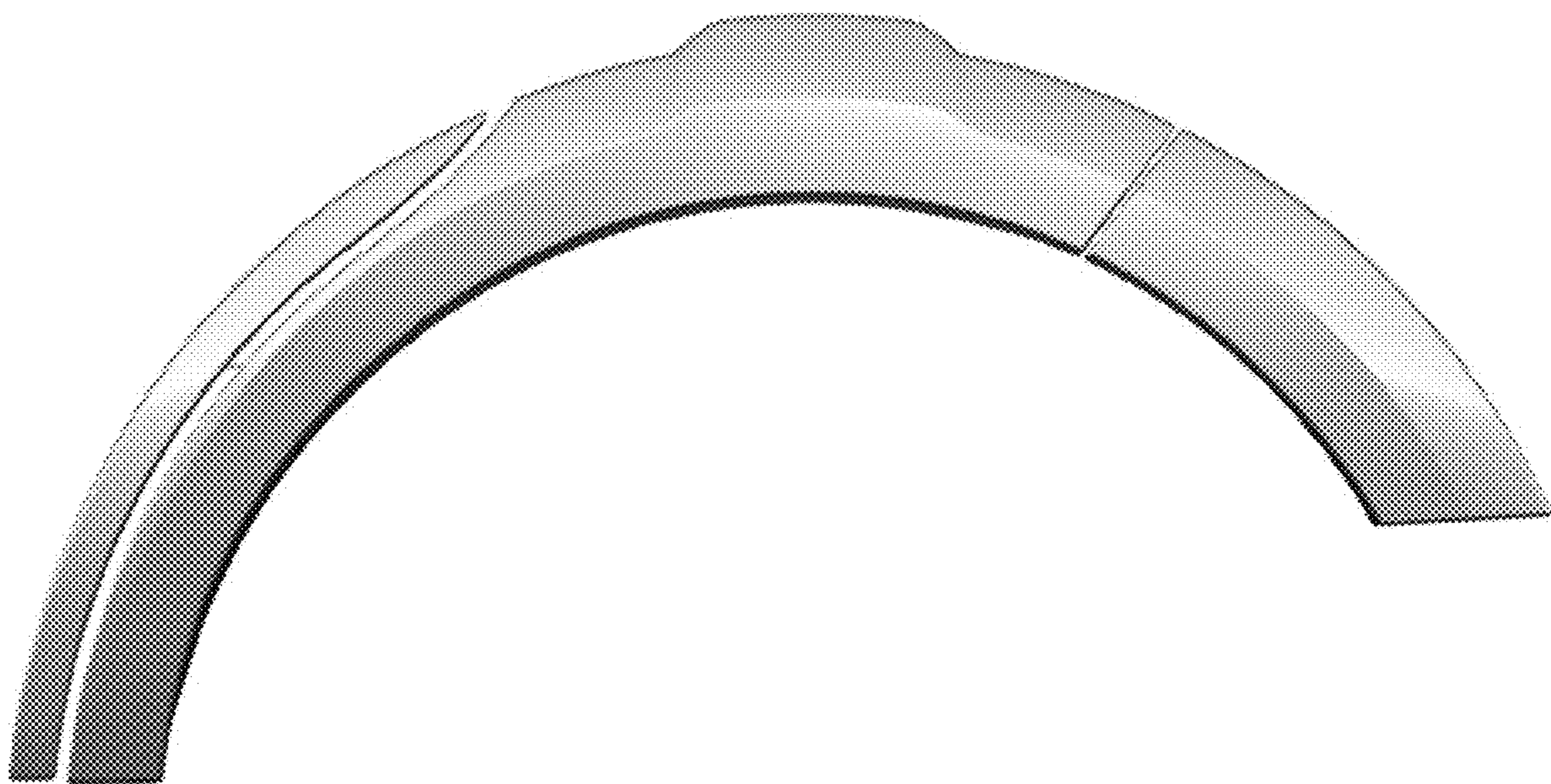


FIG. 3




FIG. 4




FIG. 5




FIG. 6



FIG. 7

