



US00D929917S

(12) **United States Design Patent** (10) **Patent No.:** **US D929,917 S**
Roh (45) **Date of Patent:** **** Sep. 7, 2021**

(54) **WHEEL ARCH GARNISH FOR VEHICLE**
(71) Applicant: **HYUNDAI MOBIS CO., LTD.**, Seoul (KR)
(72) Inventor: **Bong Rae Roh**, Yongin-si (KR)
(73) Assignee: **Hyundai Mobis Co., Ltd.**, Seoul (KR)
(**) Term: **15 Years**

D104,293 S * 4/1937 Pawsat D12/186
D237,961 S * 12/1975 Petty D12/186
D242,913 S * 1/1977 Petty D12/186
4,174,850 A * 11/1979 Hart B62D 25/18
24/486
4,620,745 A * 11/1986 Jacobs B62D 25/18
296/198
D461,436 S * 8/2002 Stickles D12/190
D482,995 S * 12/2003 Saleen D12/184
D483,312 S * 12/2003 Saleen D12/184

(Continued)

(21) Appl. No.: **29/725,596**

(22) Filed: **Feb. 26, 2020**

(30) **Foreign Application Priority Data**

Aug. 26, 2019 (KR) 30-2019-0040634

(51) **LOC (13) Cl.** **12-16**

(52) **U.S. Cl.**
USPC **D12/184**

(58) **Field of Classification Search**
USPC D12/86, 88, 89, 90, 91, 92, 93, 106, 114,
D12/163, 169, 171, 173, 181, 184, 185,
D12/190, 192, 196, 400; D21/533, 548,
D21/552, 561; D15/28
CPC B62D 25/02; B62D 25/04; B62D 25/16;
B62D 25/18; B62D 25/161; B62D
25/168; B62D 25/182; B62D 25/184;
B60J 5/00; B60J 5/02; B60J 5/04; B60J
5/10; B60R 13/04; B60R 13/0861; B60R
19/00

See application file for complete search history.

(56) **References Cited**

U.S. PATENT DOCUMENTS

D47,258 S * 4/1915 Green D12/184
D50,345 S * 2/1917 Green D12/184
D50,346 S * 2/1917 Green D12/184
1,699,572 A * 1/1929 Scheid B62D 25/161
280/848
D104,292 S * 4/1937 Pawsat D12/186

OTHER PUBLICATIONS

2022 Santa Cruz, Published date unavailable [online], [retrieved on Jun. 26, 2021], Retrieved from the Internet: <https://www.hyundaiusa.com/US/en/vehicles/2022-santa-cruz> (Year: 2021).*

Primary Examiner — Christian P. McLean

Assistant Examiner — Adam C Mager

(74) *Attorney, Agent, or Firm* — DLA Piper LLP (US)

(57) **CLAIM**

The ornamental design for a wheel arch garnish for a vehicle, as shown and described herein.

DESCRIPTION

FIG. 1 is a front perspective view of a wheel arch garnish for a vehicle according to the present invention.

FIG. 2 is a front view of the wheel arch garnish for vehicle shown in FIG. 1.

FIG. 3 is a rear view of the wheel arch garnish for vehicle shown in FIG. 1.

FIG. 4 is a left-side view of the wheel arch garnish for vehicle shown in FIG. 1.

FIG. 5 is a right-side view of the wheel arch garnish for vehicle shown in FIG. 1.

FIG. 6 is a top plan view of the wheel arch garnish for vehicle shown in FIG. 1; and,

FIG. 7 is a bottom view of the wheel arch garnish for vehicle shown in FIG. 1.

1 Claim, 3 Drawing Sheets

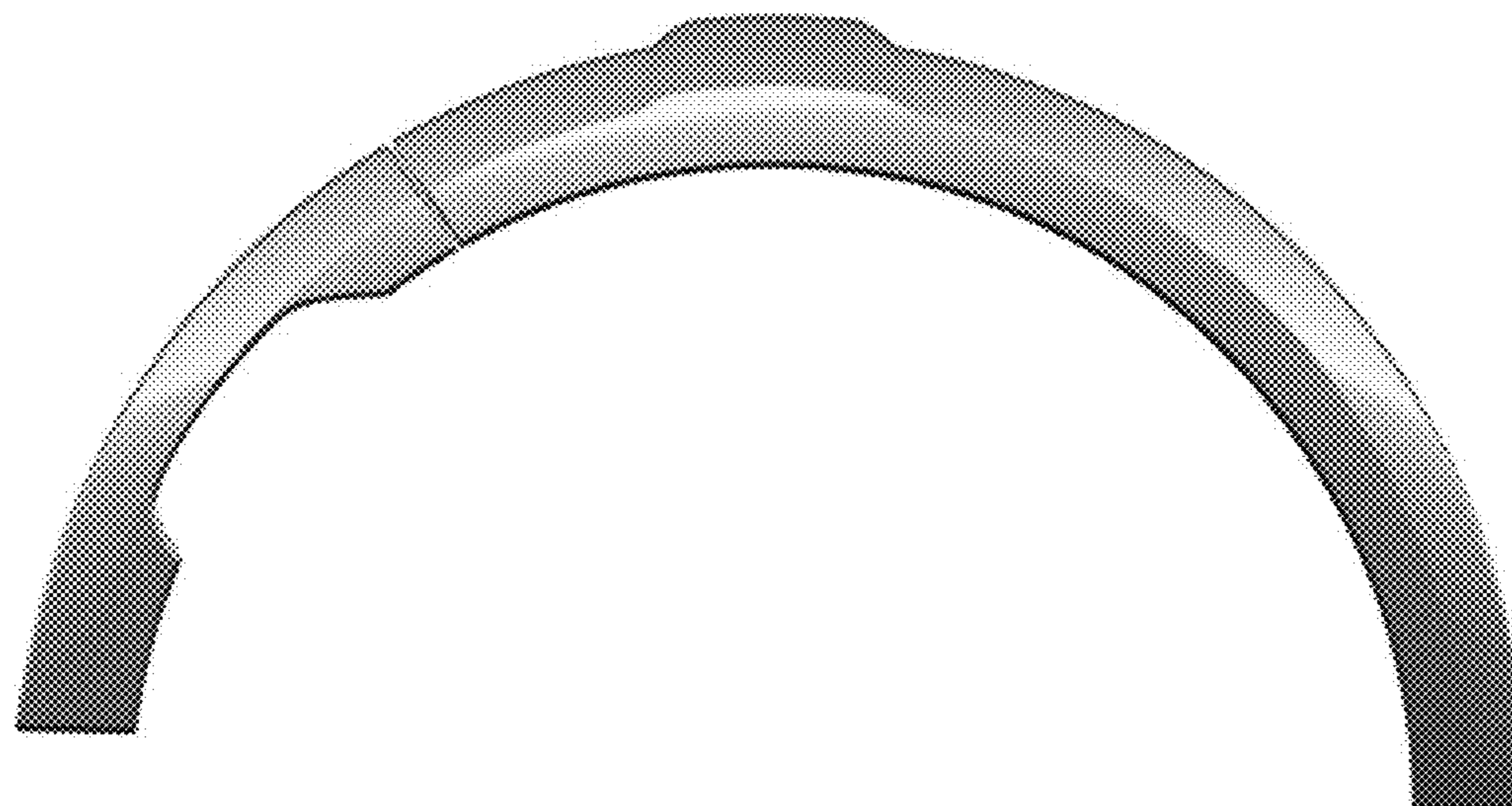


FIG. 1



FIG. 2

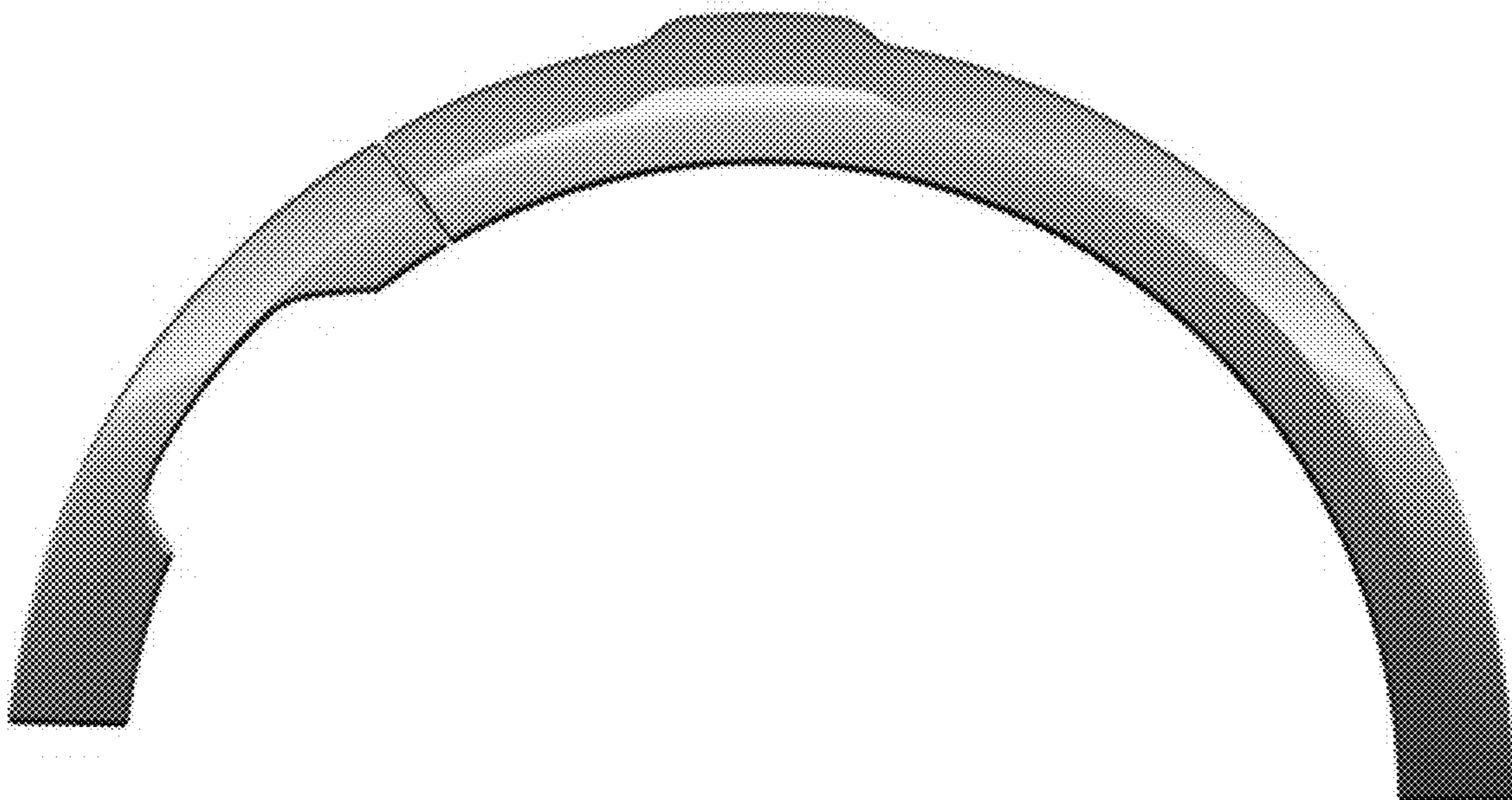


FIG. 3




FIG. 4




FIG. 5




FIG. 6



FIG. 7

