

US00D929905S

(12) **United States Design Patent** (10) **Patent No.:** **US D929,905 S**
Ducher et al. (45) **Date of Patent:** **** Sep. 7, 2021**

(54) **COVER FOR TRANSPORT REFRIGERATION UNIT**

(71) Applicant: **Carrier Corporation**, Jupiter, FL (US)

(72) Inventors: **Gael Ducher**, Olivet (FR); **Mark Hooker**, Seine Maritime (FR); **Pascal Moncomble**, Eure (FR); **Thomas S. Visalli**, Oneida, NY (US)

(73) Assignee: **CARRIER CORPORATION**, Palm Beach Gardens, FL (US)

(**) Term: **15 Years**

(21) Appl. No.: **29/745,010**

(22) Filed: **Aug. 3, 2020**

Related U.S. Application Data

(62) Division of application No. 29/629,788, filed on Dec. 15, 2017, now Pat. No. Des. 901,335.

(51) **LOC (13) Cl.** **12-16**

(52) **U.S. Cl.**
USPC **D12/106**

(58) **Field of Classification Search**
USPC D12/19, 129, 100–106, 111–112, 162; D21/425, 435; D34/21–26, 12, 16–19
CPC . B62D 35/02; B62D 35/00; B60P 3/10; B60P 3/1033; A62B 3/005
See application file for complete search history.

(56) **References Cited**

U.S. PATENT DOCUMENTS

D316,688 S 5/1991 Barginear
6,290,284 B1 * 9/2001 Crean B60P 3/34
296/168
D733,005 S 6/2015 Erwin

D738,806 S 9/2015 Williamson et al.
D761,160 S 7/2016 Gilles Duros et al.
D779,380 S 2/2017 Van Den Berg
D803,102 S 11/2017 Pletcher
D822,544 S 7/2018 Black et al.
D836,037 S 12/2018 Tran
D864,032 S 10/2019 Bernard
D865,572 S * 11/2019 Davidson B62D 39/00
D12/106
D867,216 S 11/2019 Van Wyk
D867,218 S 11/2019 Arter et al.
D868,633 S 12/2019 Krenelka et al.
D872,654 S * 1/2020 Gehman D12/106
D872,655 S 1/2020 Green
D882,462 S * 4/2020 Gehman D12/106

(Continued)

Primary Examiner — Katrina A Betton
(74) *Attorney, Agent, or Firm* — Cantor Colburn LLP

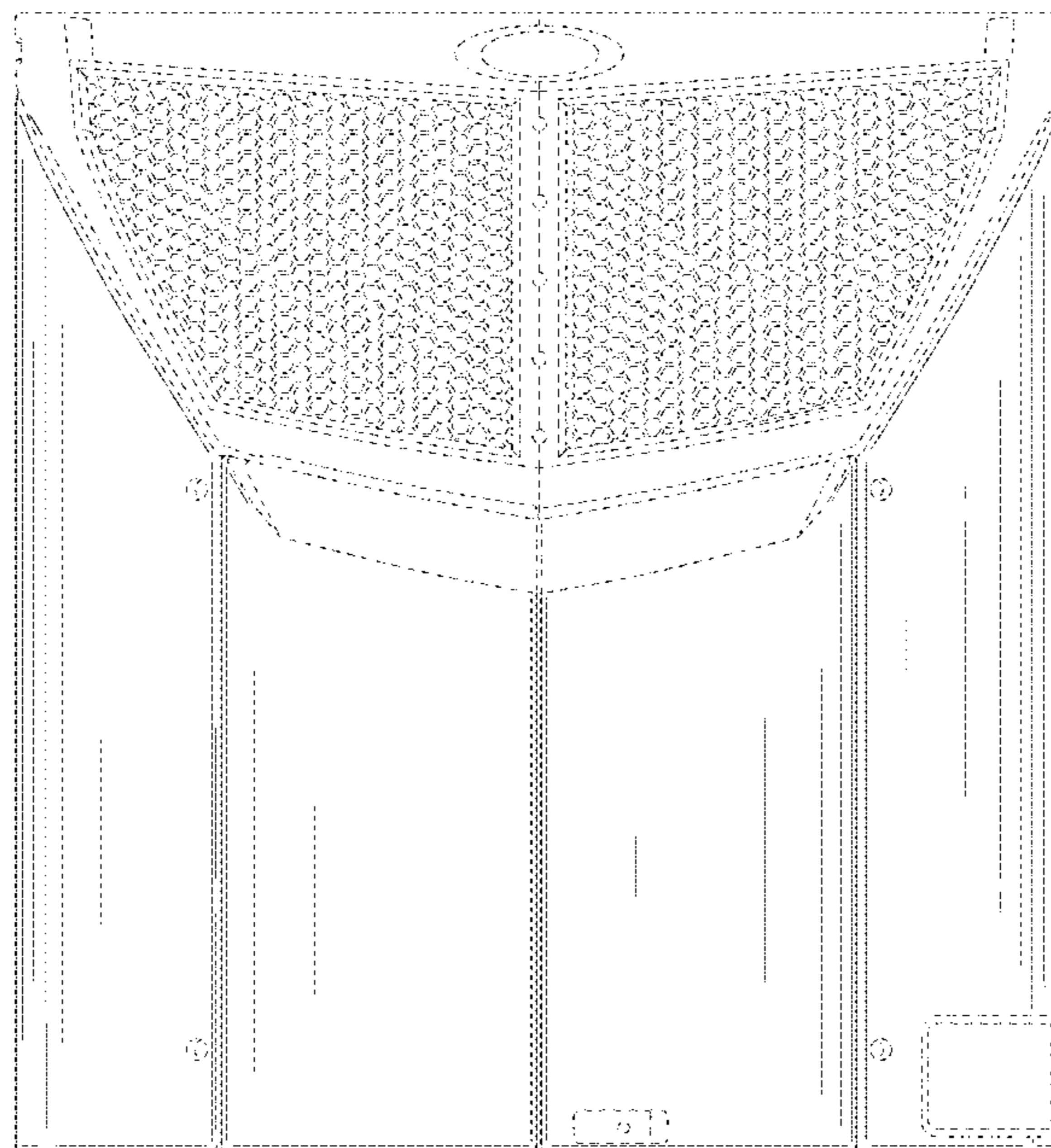
(57) **CLAIM**

We claim, the ornamental design for a cover for transport refrigeration unit, as shown and described.

DESCRIPTION

FIG. 1 is a perspective view of a cover for transport refrigeration unit, showing our new design;
FIG. 2 is a front view of the embodiment shown in FIG. 1;
FIG. 3 is a rear view of the embodiment shown in FIG. 1;
FIG. 4 is a side view of the embodiment shown in FIG. 1;
FIG. 5 is another side view of the embodiment shown in FIG. 1;
FIG. 6 is a top view of the embodiment shown in FIG. 1;
FIG. 7 is a bottom view of the embodiment shown in FIG. 1; and,
FIG. 8 is another perspective view of the embodiment shown in FIG. 1, as shown on a trailer unit.
The broken line disclosure forms no part of the claimed design.

1 Claim, 6 Drawing Sheets



(56)

References Cited

U.S. PATENT DOCUMENTS

D902,786 S * 11/2020 Johnson D12/106
D916,638 S * 4/2021 Heroux D12/196
2014/0008932 A1* 1/2014 Fought B62D 63/08
296/24.4

* cited by examiner

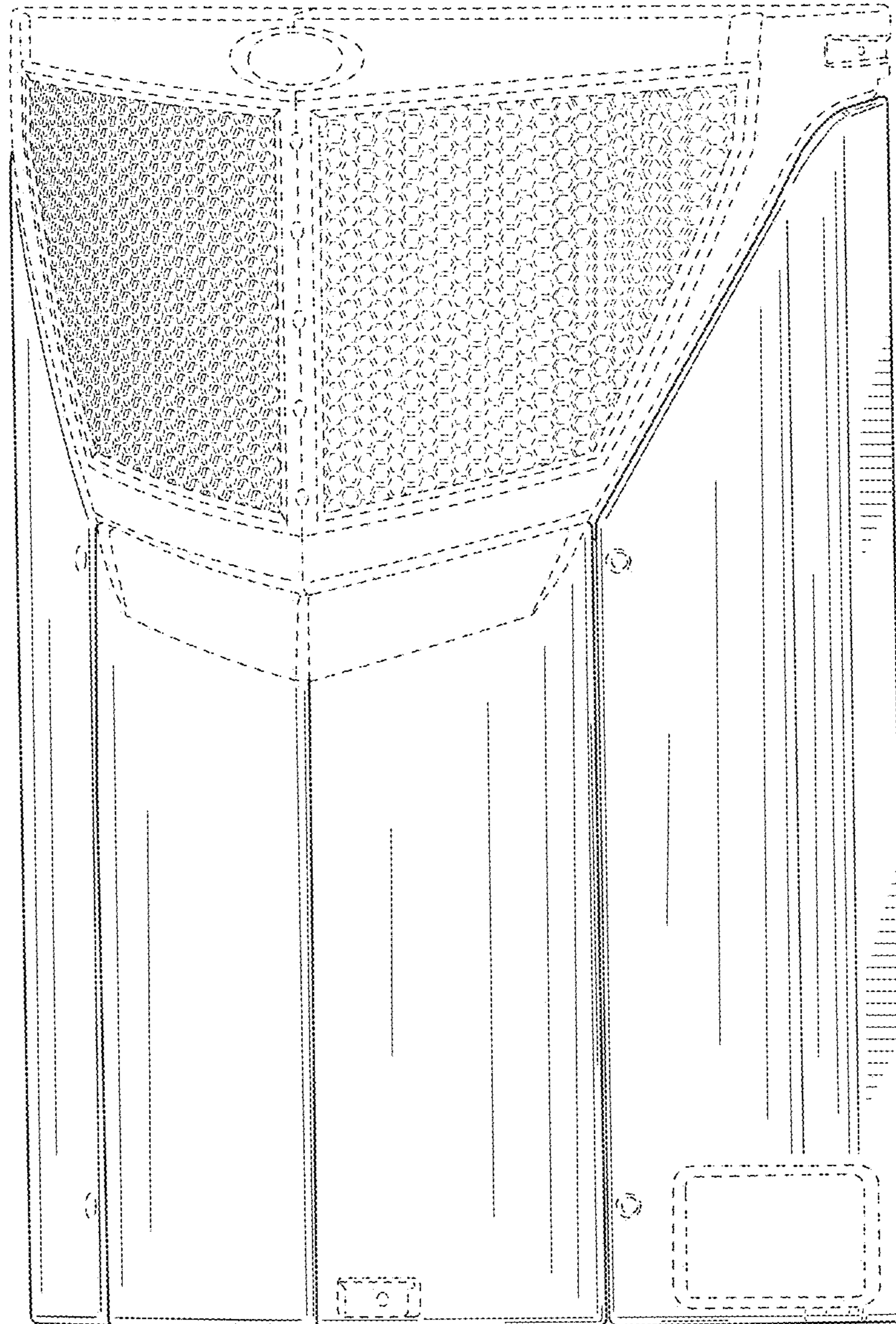


FIG. 1

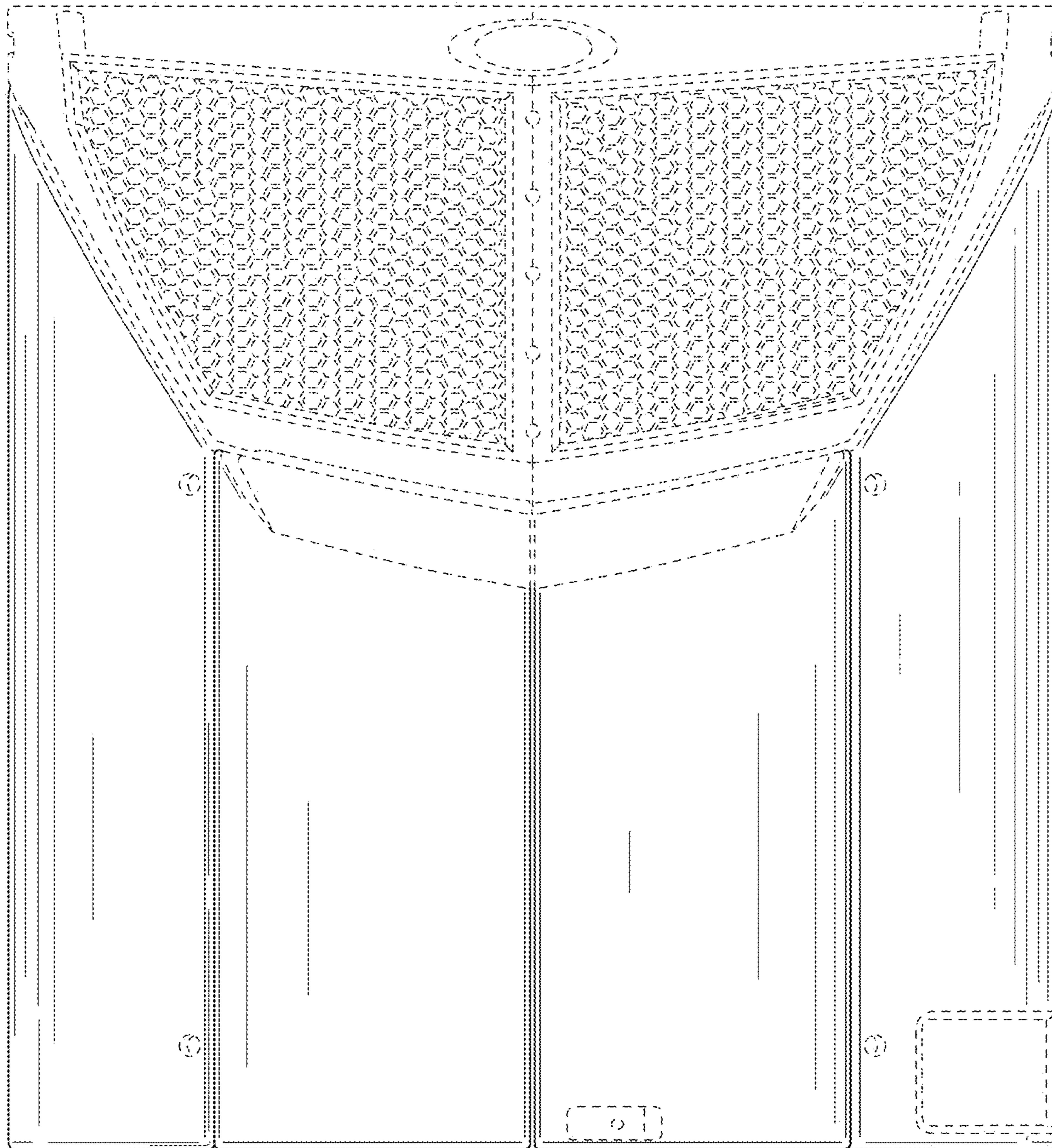


FIG. 2

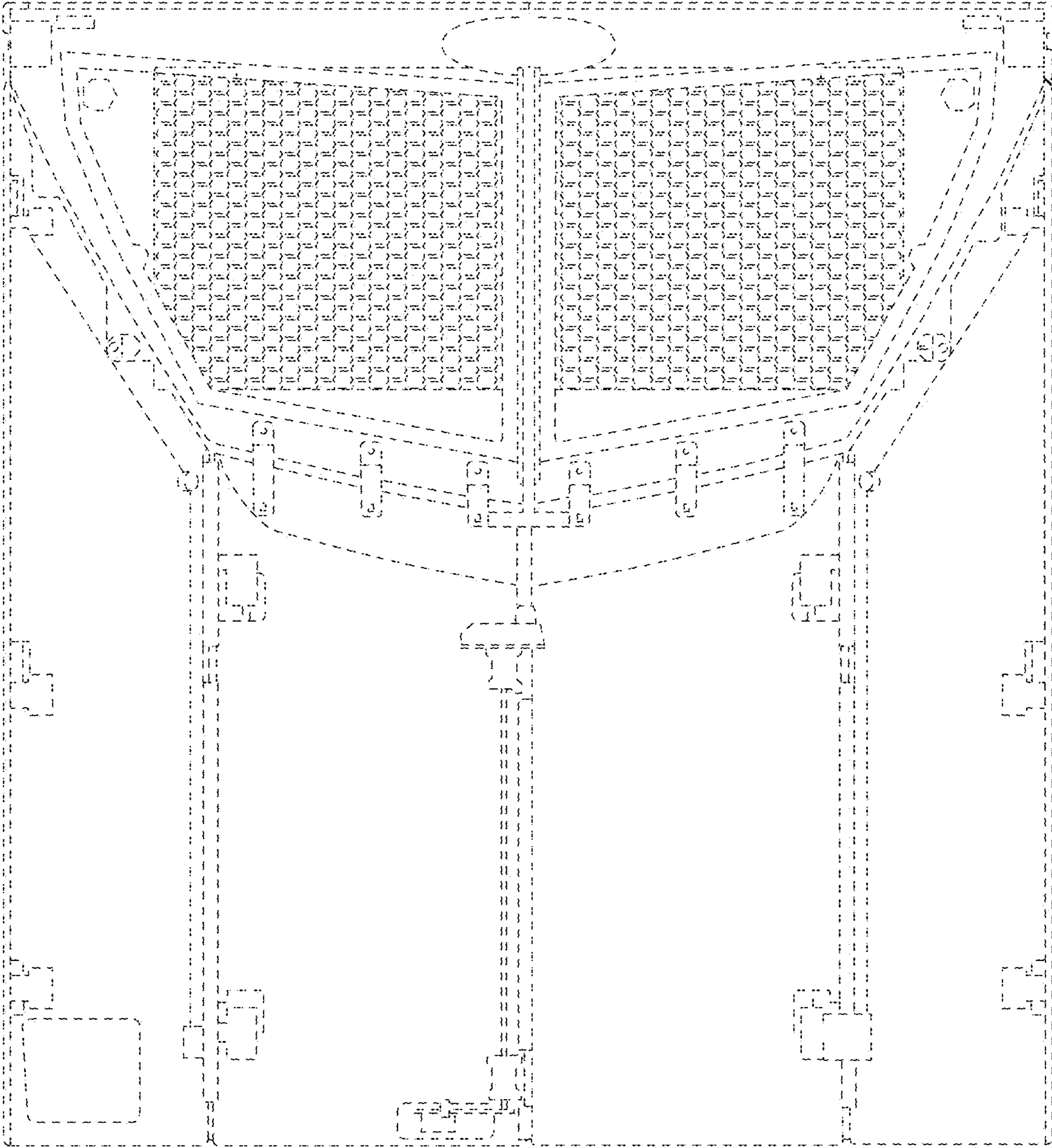


FIG. 3

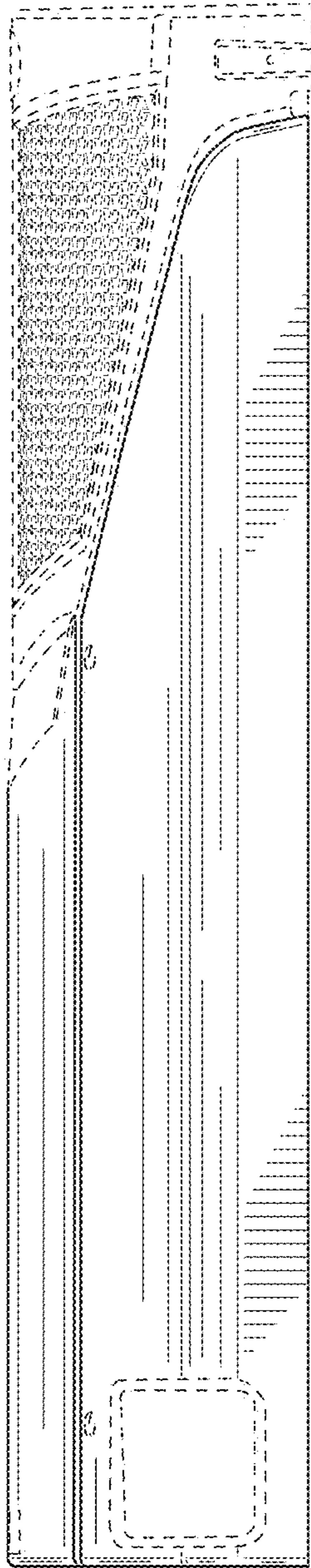


FIG. 4

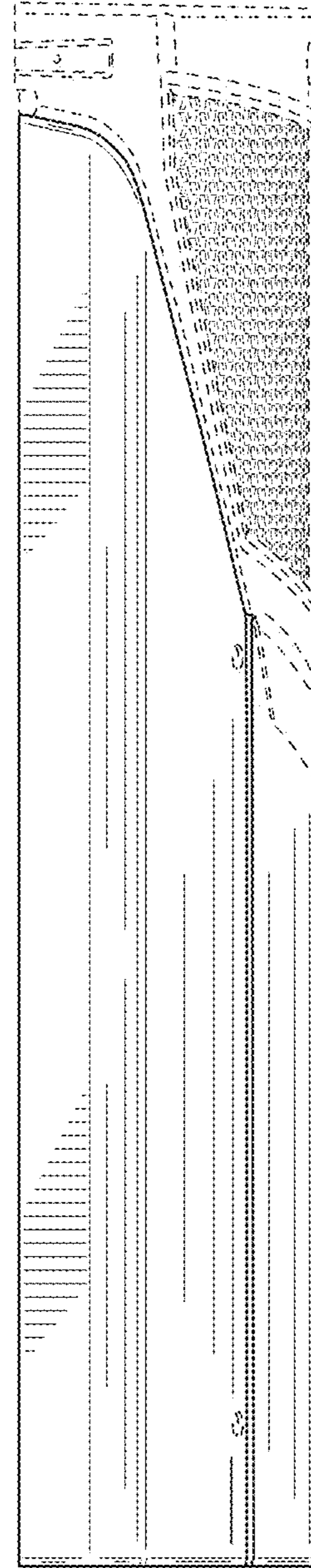


FIG. 5

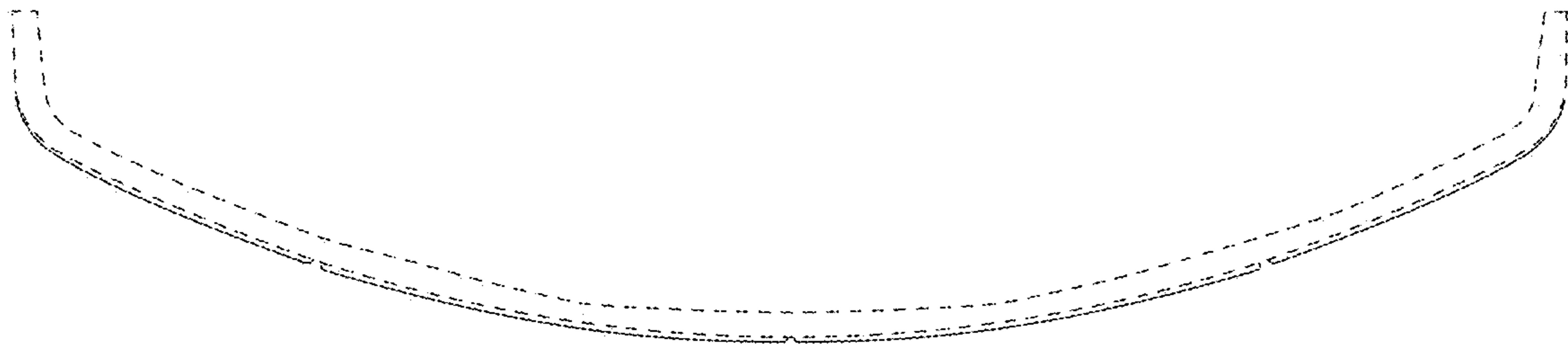


FIG. 6

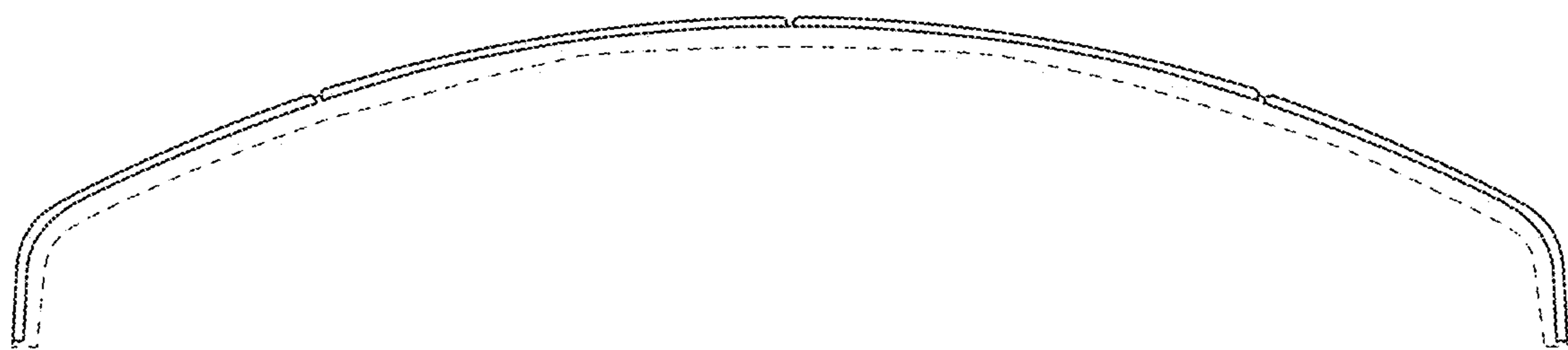


FIG. 7

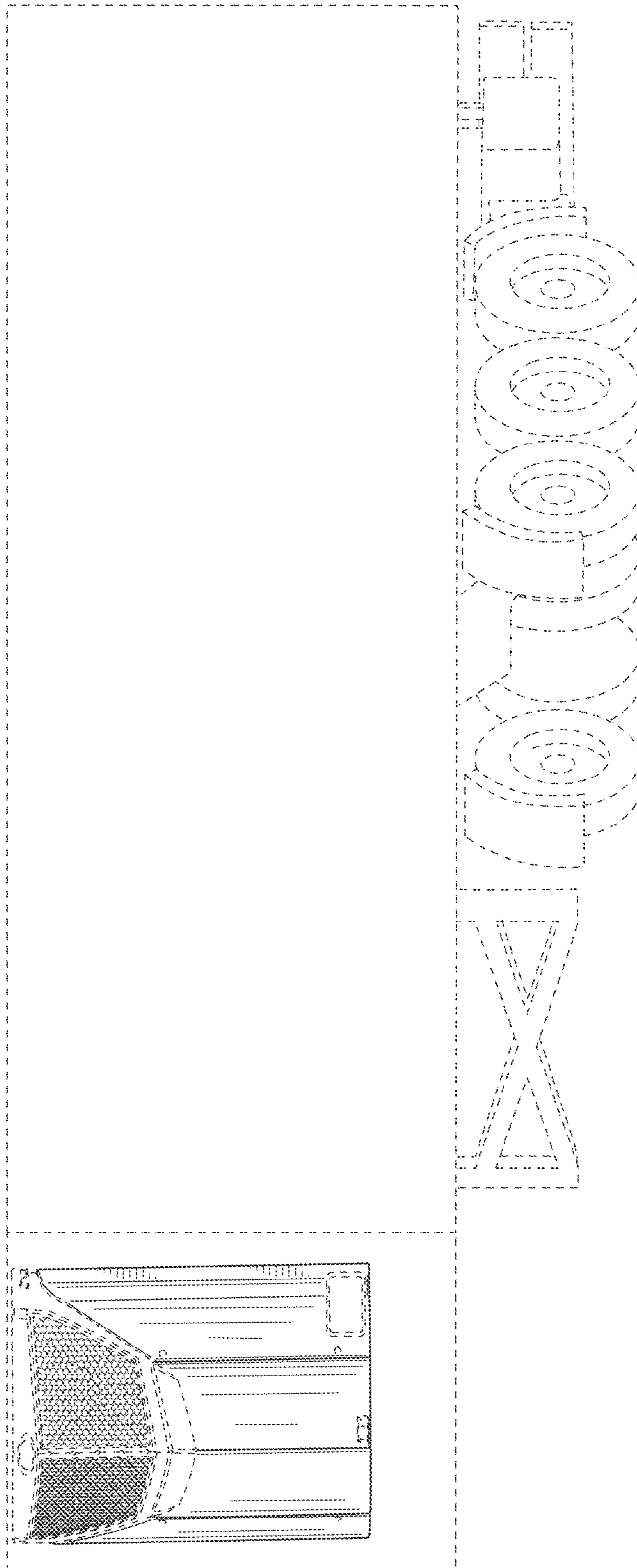


FIG. 8