



US00D929876S

(12) **United States Design Patent**
Yu

(10) **Patent No.:** **US D929,876 S**
(45) **Date of Patent:** **** Sep. 7, 2021**

(54) **WIRELESS BARBECUE THERMOMETER
RECEIVER**

3/04847; G05D 23/1902; G05D 23/1917;
F24F 2221/32

See application file for complete search history.

(71) Applicant: **FUZHOU ESUN ELECTRONIC CO.,
LTD**, Fuzhou (CN)

(56) **References Cited**

U.S. PATENT DOCUMENTS

(72) Inventor: **Guo Yu**, Fuzhou (CN)

6,568,848 B1 * 5/2003 Chapman G01K 1/024
340/870.17

(73) Assignee: **FUZHOU ESUN ELECTRONIC CO.,
LTD**, Fuzhou (CN)

D579,800 S * 11/2008 Mobley D10/57
(Continued)

(**) Term: **15 Years**

FOREIGN PATENT DOCUMENTS

(21) Appl. No.: **29/724,022**

EM 003850171-0002 * 4/2017
EM 004702686-0002 * 2/2018

(22) Filed: **Feb. 12, 2020**

(Continued)

(30) **Foreign Application Priority Data**

OTHER PUBLICATIONS

Dec. 31, 2019 (CN) 201930748186.2

Secura Store, Upgraded Wireless Remote Meat Thermometer, Date first available Sep. 20, 2019, [online]retrieved Jun. 23, 2021, available from https://www.amazon.com/dp/B07W2W91MY/ref=sspa_dk_detail_6?psc=1&pd_rd_i=B07W2W91MYp13NParams&spLa=ZW5jcnlwdGVkUXVhbGlm (Year: 2019).*

(51) **LOC (13) Cl.** **10-04**

(Continued)

(52) **U.S. Cl.**

USPC **D10/57**; D10/52

(58) **Field of Classification Search**

USPC D10/46, 49-60, 81

CPC H04N 5/332; H04N 21/2143; H04N

21/42221; H04N 21/4516; H04N

21/4343; H04N 21/43637; H04N 5/3651;

G01J 5/021; G01J 5/048; G01J 5/028;

G01J 5/0011; G01J 5/0265; G01K 1/026;

G01K 2207/02; G01K 7/427; G01K

15/00; G01K 2207/06; G01K 1/024;

G01K 1/086; G01K 1/00; G01K 1/02;

G01K 7/18; G01K 9/00; G01K 2207/00;

A61F 2007/0096; A41D 19/0027; A61D

13/00; G04B 47/06; G04B 47/068; G04B

47/008; A47J 43/288; A61B 5/01; A61B

5/6817; G07C 1/00; H04W 84/12; G06F

Primary Examiner — Keli L Hill

Assistant Examiner — Sara S Sahneh

(74) *Attorney, Agent, or Firm* — Westbridge IP LLC

(57) **CLAIM**

The ornamental design for a wireless barbecue thermometer receiver, as shown and described.

DESCRIPTION

FIG. 1 is a front elevational view of a wireless barbecue thermometer receiver showing my new design;

FIG. 2 is a right side view thereof;

FIG. 3 is a rear elevational view thereof;

FIG. 4 is a left side view thereof;

FIG. 5 is a top plan view thereof;

FIG. 6 is a bottom plan view thereof;

(Continued)

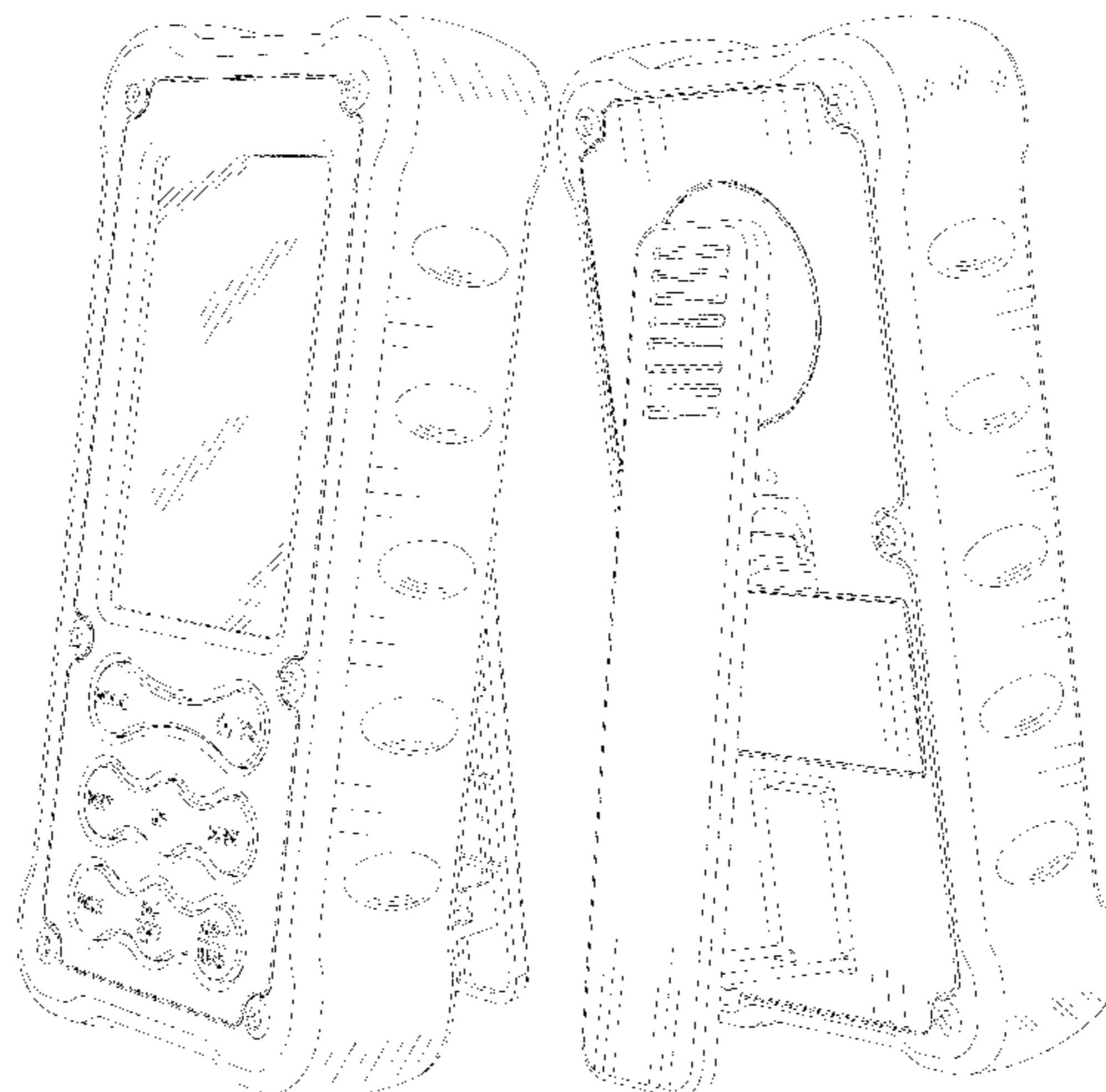


FIG. 7 is a front perspective view thereof; and,
FIG. 8 is a rear perspective view thereof.

GB 9007547849-0003 * 12/2019
GB 9007547849-0004 * 1/2020
KR 301105288.0000 * 2/2021

1 Claim, 8 Drawing Sheets

OTHER PUBLICATIONS

(56)

References Cited

U.S. PATENT DOCUMENTS

D582,804 S * 12/2008 Flandin D10/57
D720,243 S * 12/2014 Elrod D10/52
D748,510 S * 2/2016 Zhou D10/81
D839,756 S * 2/2019 Pang D10/52
D845,154 S * 4/2019 Yu D10/57
D847,006 S * 4/2019 Hu D10/57
D885,215 S * 5/2020 Dewey D10/78
D897,872 S * 10/2020 Yu D10/57
D899,277 S * 10/2020 Wang D10/57
D921,501 S * 6/2021 Wang D10/57
2014/0042294 A1 * 2/2014 Marzynski F16M 13/022
248/693

FOREIGN PATENT DOCUMENTS

EM 007002183-0001 * 4/2019
EM 007002183-0002 * 10/2019

Thermopro, TP08S Wireless Digital Meat Thermometer, Date first available Aug. 24, 2015, [online]retrieved Jun. 23, 2021, available from https://www.amazon.com/ThermoPro-TP-08S-Wireless-Thermometer-Grilling/dp/B014DAVHSQ/ref=pd_di_sccai_17/130-4064296-2864548?pd_r (Year: 2015).*

PETRIP Store, Remote Digital BBQ Wireless Meat Thermometer, Date first available Aug. 29, 2019, [online]retrieved Jun. 23, 2021, available from https://www.amazon.com/dp/B07WZYVCRV/ref=sspa_dk_detail_6?psc=1&pd_rd_i=B07WZYVCRV&pd_rd_w=DGpSX&pf_rd_p=5d846283-ed3e- (Year: 2019).*

AGM, Wireless Meat Thermometer, Date first available Oct. 17, 2018, [online]retrieved Jun. 24, 2021, available from https://www.amazon.com/dp/B07JGZZZWM/ref=sspa_dk_detail_5?psc=1&pd_rd_i=B07JGZZZWM&pd_rd_w=ABJU4&pf_rd_p=5d846283-ed3e-4512-a744-a30f97c5d738&pd_rd_wg=zQxmu&pf_rd_r=A4PTTA38T2N279APQE8Y&pd_r (Year: 2018).*

* cited by examiner




FIG . 1

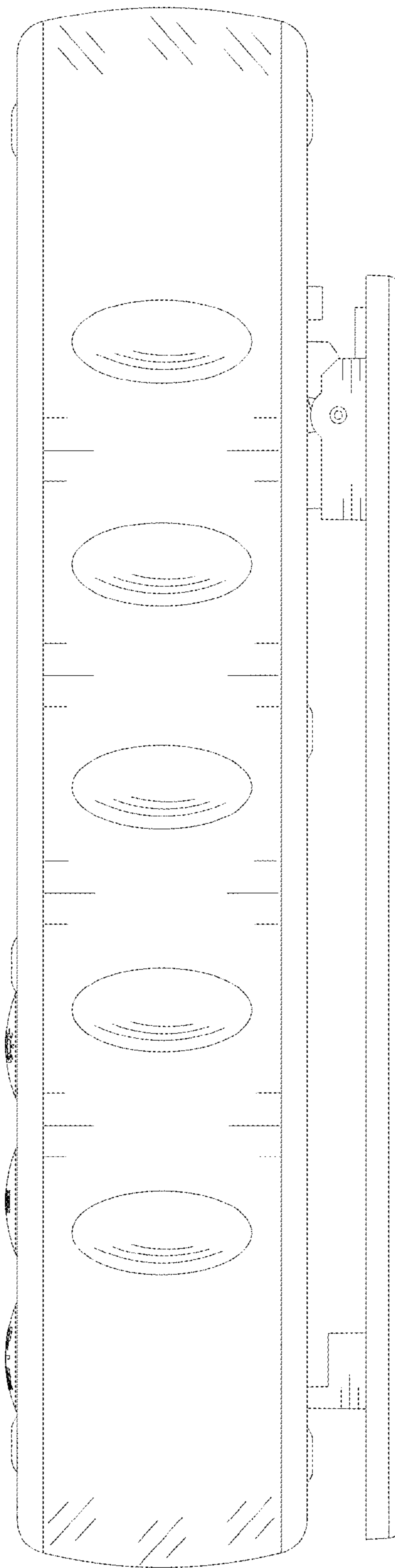


FIG . 2

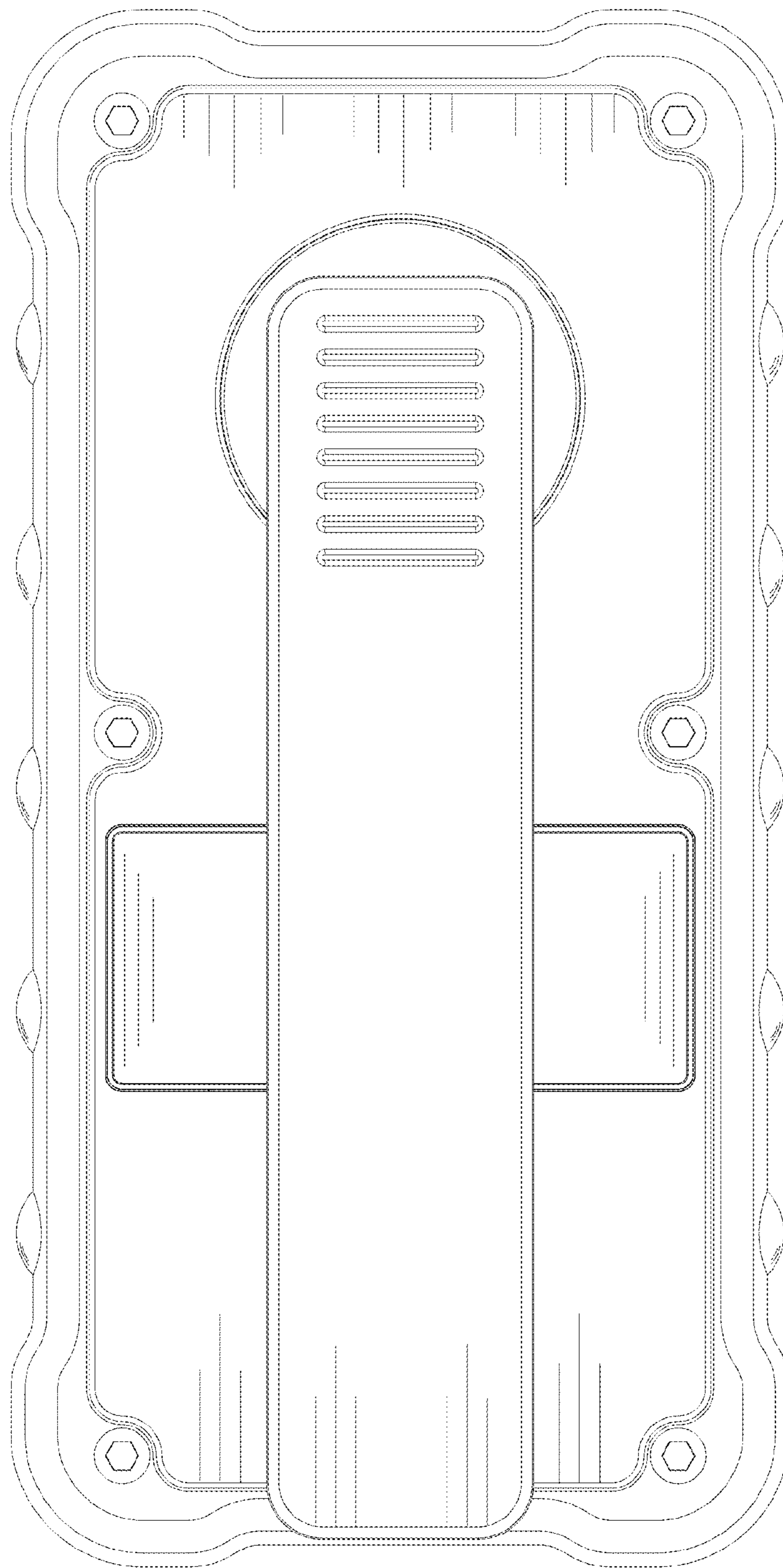


FIG . 3

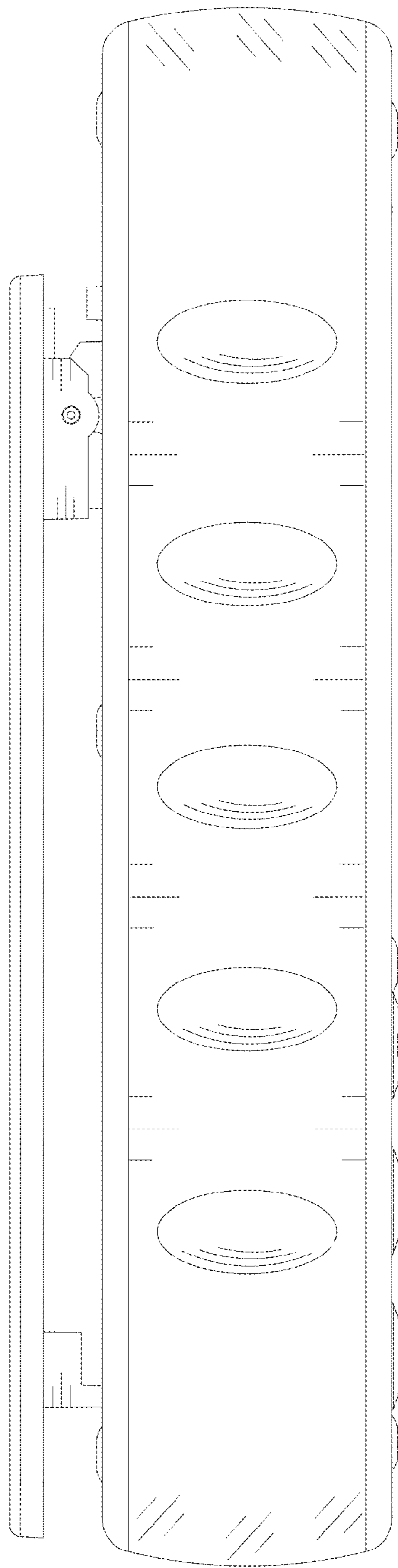


FIG . 4

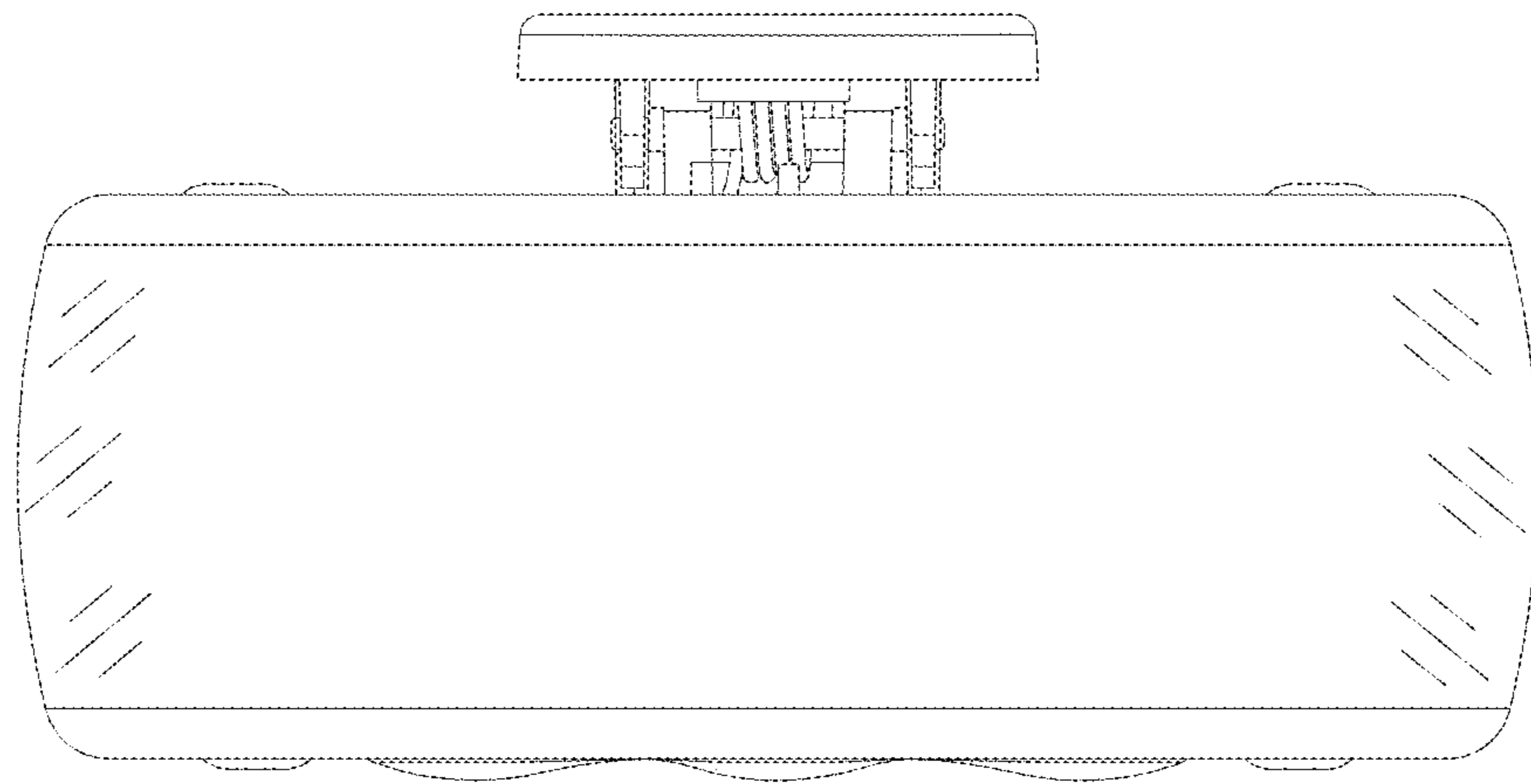


FIG . 5

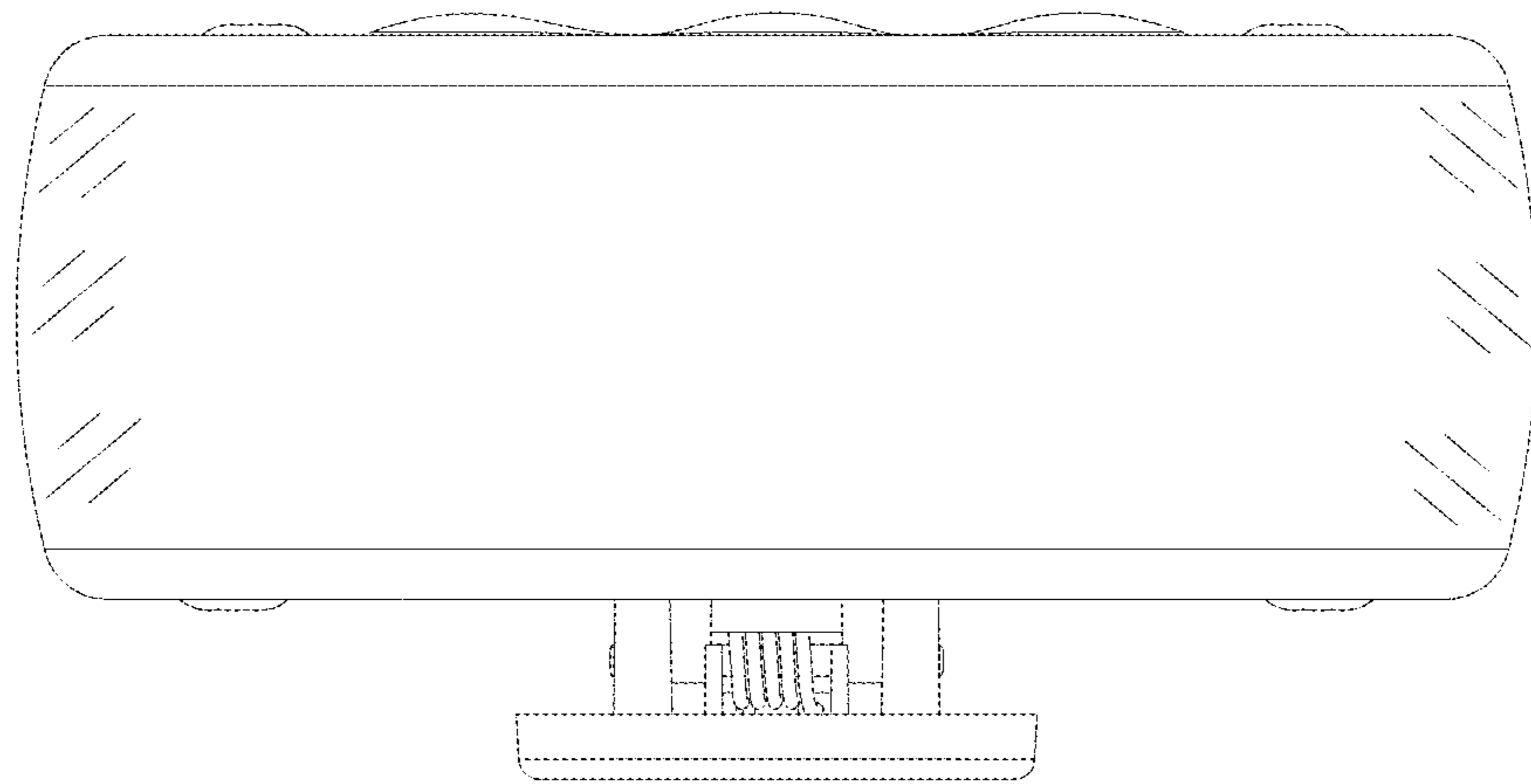


FIG . 6




FIG . 7

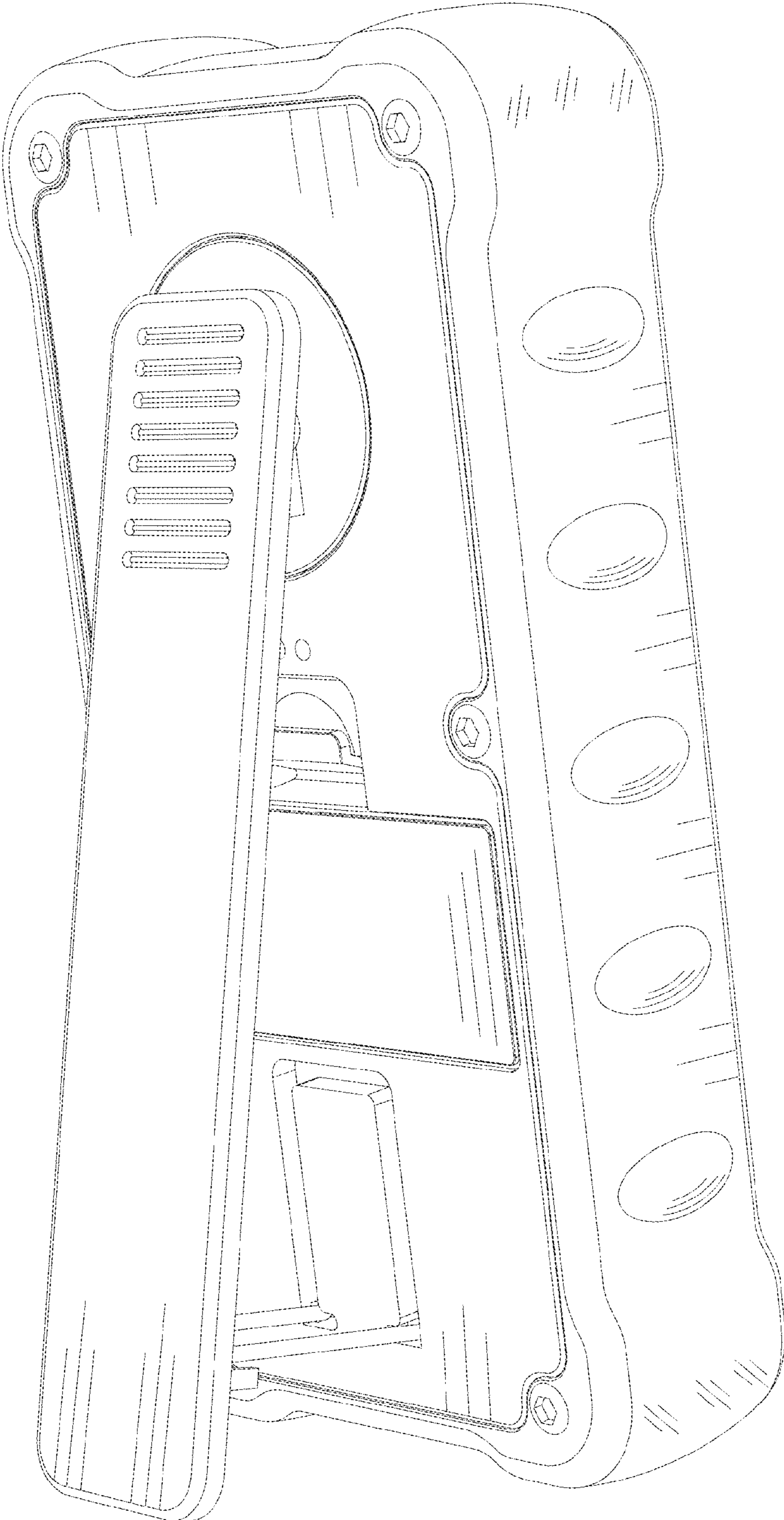


FIG . 8