

US00D929871S

(12) **United States Design Patent**
Kubota et al.

(10) **Patent No.:** **US D929,871 S**

(45) **Date of Patent:** **** Sep. 7, 2021**

(54) **PACKING POUCH**

(71) Applicant: **HISAMITSU PHARMACEUTICAL CO., INC.**, Tosu (JP)

(72) Inventors: **Kei Kubota**, Tokyo (JP); **Shintaro Takeda**, Tokyo (JP); **Shigeo Kusumi**, Tokyo (JP)

(73) Assignee: **HISAMITSU PHARMACEUTICAL CO., INC.**, Tosu (JP)

(**) Term: **15 Years**

(21) Appl. No.: **29/723,225**

(22) Filed: **Feb. 5, 2020**

(30) **Foreign Application Priority Data**

Aug. 7, 2019 (JP) 2019-017623

Aug. 7, 2019 (JP) 2019-017624

(Continued)

(51) **LOC (13) Cl.** **09-05**

(52) **U.S. Cl.**
USPC **D9/707**

(58) **Field of Classification Search**
CPC B65D 33/00; B65D 33/06; B65D 33/065;
B65D 33/14; B65D 33/1683; B65D
33/12;

(Continued)

(56) **References Cited**

U.S. PATENT DOCUMENTS

D542,123 S * 5/2007 Symons D8/356

D699,119 S * 2/2014 Fukuda D9/624

D724,441 S * 3/2015 Fukuda D9/707

FOREIGN PATENT DOCUMENTS

CN 305130135 S 4/2019

TW D135914 S 7/2010

TW D163641 S 10/2014

OTHER PUBLICATIONS

Taiwanese Patent Office, Notice of Allowance in counterpart Taiwanese Patent Application No. 109300551D01, dated Jul. 31, 2020.

* cited by examiner

Primary Examiner — Abraham Bahta

(74) *Attorney, Agent, or Firm* — Leydig, Voit & Mayer, Ltd.

(57) **CLAIM**

The ornamental design for a packing pouch, as shown and described.

DESCRIPTION

The patent or application file contains at least one drawing executed in color. Copies of this patent or patent application publication with color drawing(s) will be provided by the Office upon request and payment of the necessary fee.

FIG. 1 is a front view of a packing pouch of the first embodiment of our new design;

FIG. 2 is a rear view of the packing pouch of FIG. 1;

FIG. 3 is a top plan view of the packing pouch of FIG. 1;

FIG. 4 is a bottom plan view of the packing pouch of FIG. 1;

FIG. 5 is a right sine view of the packing pouch of FIG. 1;

FIG. 6 is a left. sine view of the packing pouch of FIG. 1;

FIG. 7 is a front perspective view of the packing pouch of FIG. 1;

FIG. 8 is a rear perspective view of the packing pouch of FIG. 1;

FIG. 9 is a front view of a packing pouch of the second embodiment of our new design;

FIG. 10 is a rear view of the packing pouch of FIG. 9;

FIG. 11 is a top plan view of the packing pouch of FIG. 9;

FIG. 12 is a bottom plan view of the packing pouch of FIG. 9;

FIG. 13 is a right side view of the packing pouch of FIG. 9;

FIG. 14 is a left side view of the packing pouch of FIG. 9;

FIG. 15 is a front perspective view of the packing pouch of FIG. 9;

(Continued)




FIG. 16 is a rear perspective view of the packing pouch of FIG. 9;
FIG. 17 is a front view of a packing pouch of the third embodiment of our new design;
FIG. 18 is a rear view of the packing pouch of FIG. 17;
FIG. 19 is a top plan view of the packing pouch of FIG. 17;
FIG. 20 is a bottom plan view of the packing pouch of FIG. 17;
FIG. 21 is a right side view of the packing pouch of FIG. 17;
FIG. 22 is a left side view of the packing pouch of FIG. 17;
FIG. 23 is a front perspective view of the packing pouch of FIG. 17;
FIG. 24 is a rear perspective view of the packing pouch of FIG. 17;
FIG. 25 is a front view of a packing pouch of the fourth embodiment of our new design;
FIG. 26 is a rear view of the packing pouch of FIG. 25;
FIG. 27 is a top plan view of the packing pouch of FIG. 25;
FIG. 28 is a bottom plan view of the packing pouch of FIG. 25;
FIG. 29 is a right side view of the packing pouch of FIG. 25;
FIG. 30 is a left side view of the packing pouch of FIG. 25;
FIG. 31 is a front perspective view of the packing pouch of FIG. 25;
FIG. 32 is a rear perspective view of the packing pouch of FIG. 25;
FIG. 33 is a front view of a packing pouch of the fifth embodiment of our new design;
FIG. 34 is a rear view of the packing pouch of FIG. 33;

FIG. 35 is a top plan view of the packing pouch of FIG. 33;
FIG. 36 is a bottom plan view of the packing pouch of FIG. 33;
FIG. 37 is a right side view of the packing pouch of FIG. 33;
FIG. 38 is a left side view of the packing pouch of FIG. 33;
FIG. 39 is a front perspective view of the packing pouch of FIG. 33; and,
FIG. 40 is a rear perspective view of the packing pouch of FIG. 33.

**1 Claim, 40 Drawing Sheets
(20 of 40 Drawing Sheet(s) Filed in Color)**

(30) **Foreign Application Priority Data**

Aug. 7, 2019 (JP) 2019-017625
Aug. 7, 2019 (JP) 2019-017627
Aug. 7, 2019 (JP) 2019-017629

(58) **Field of Classification Search**

CPC B65D 33/04; B65D 33/02; B65D 31/00;
B65D 31/04; B65D 31/10; B65D 5/42;
B65D 5/4208; B65D 5/75; B65D 81/30;
B65D 81/365; B65D 81/366; B65D
81/368; B65D 2203/00; B65D 2203/02;
B65D 67/00; A45C 3/04; A45C 3/10;
A63H 81/16

See application file for complete search history.




FIG. 1




FIG. 2



FIG. 3




FIG. 4



FIG. 5



FIG. 6




FIG. 7

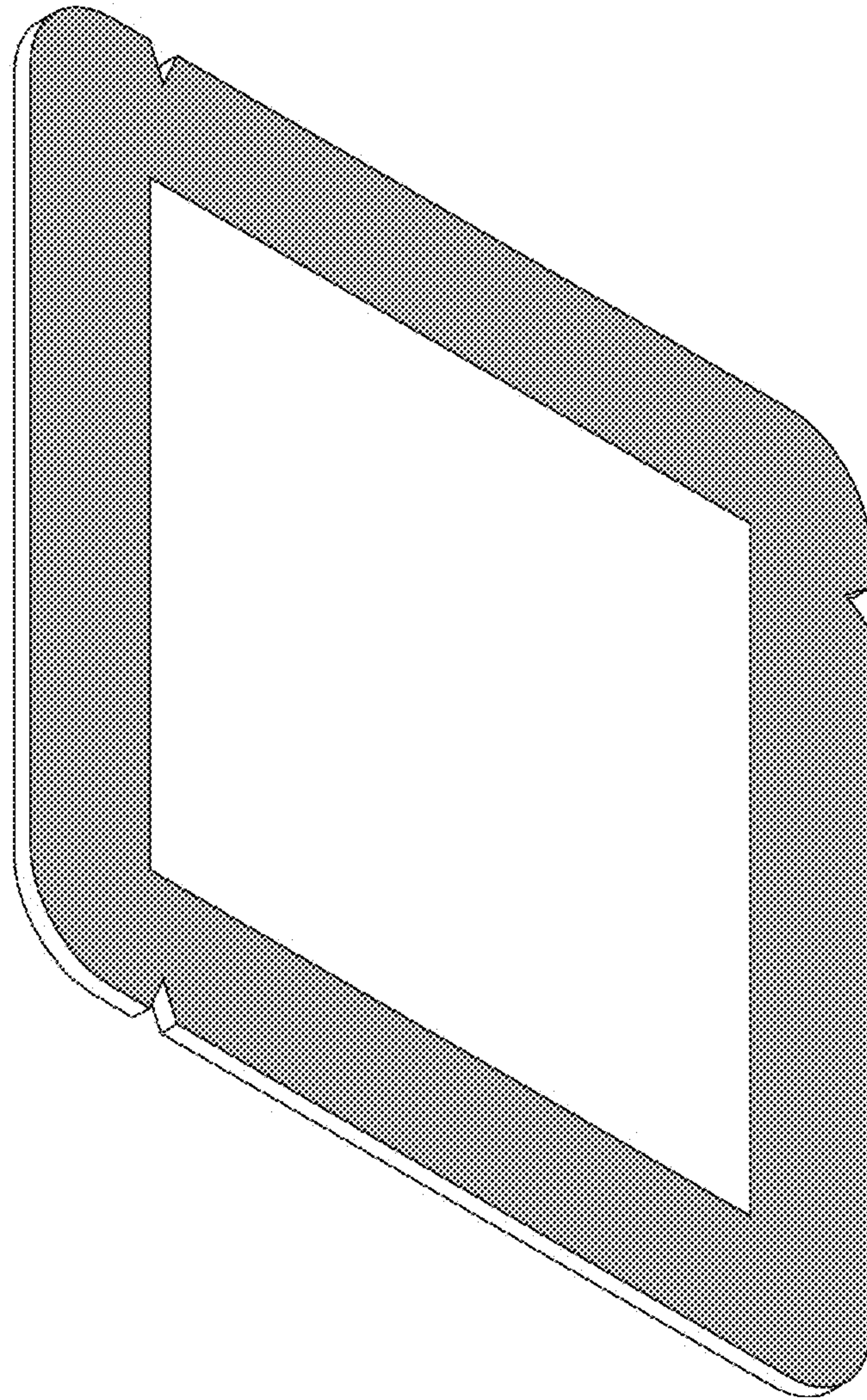


FIG. 8




FIG. 9




FIG. 10




FIG. 11




FIG. 12



FIG. 13



FIG. 14

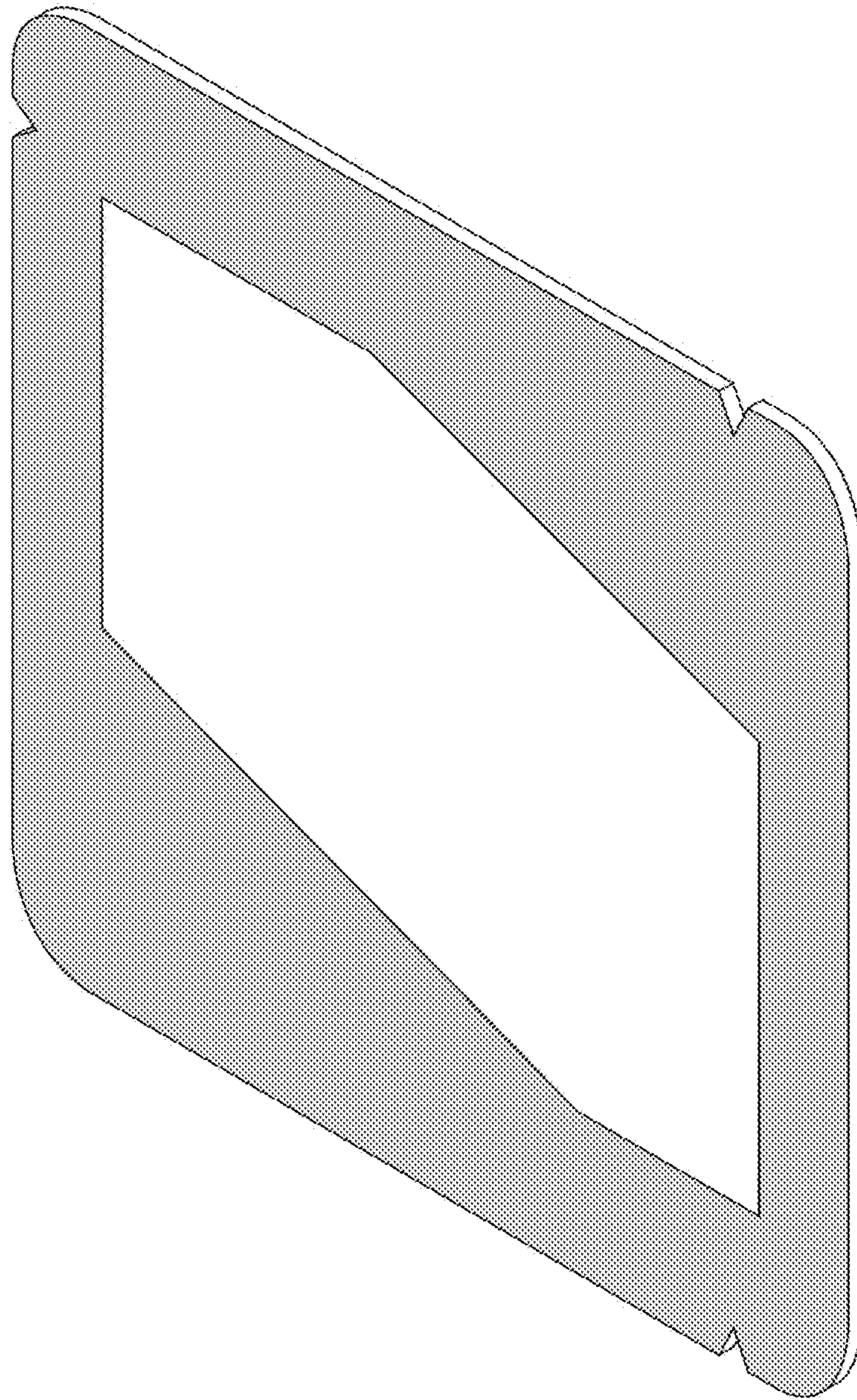


FIG. 15

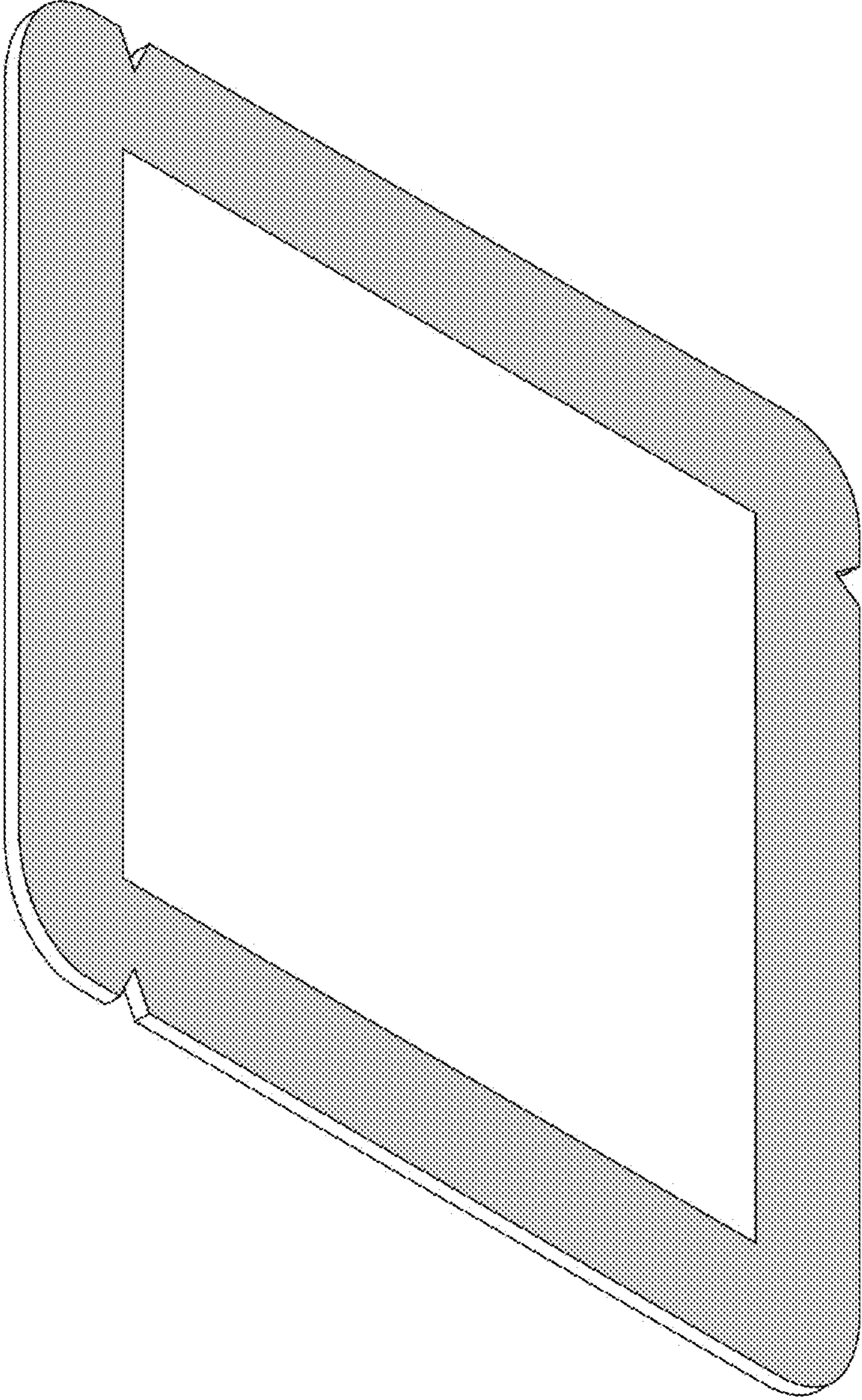


FIG. 16




FIG. 17




FIG. 18




FIG. 19




FIG. 20



FIG. 21

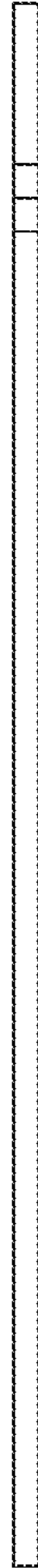


FIG. 22




FIG. 23

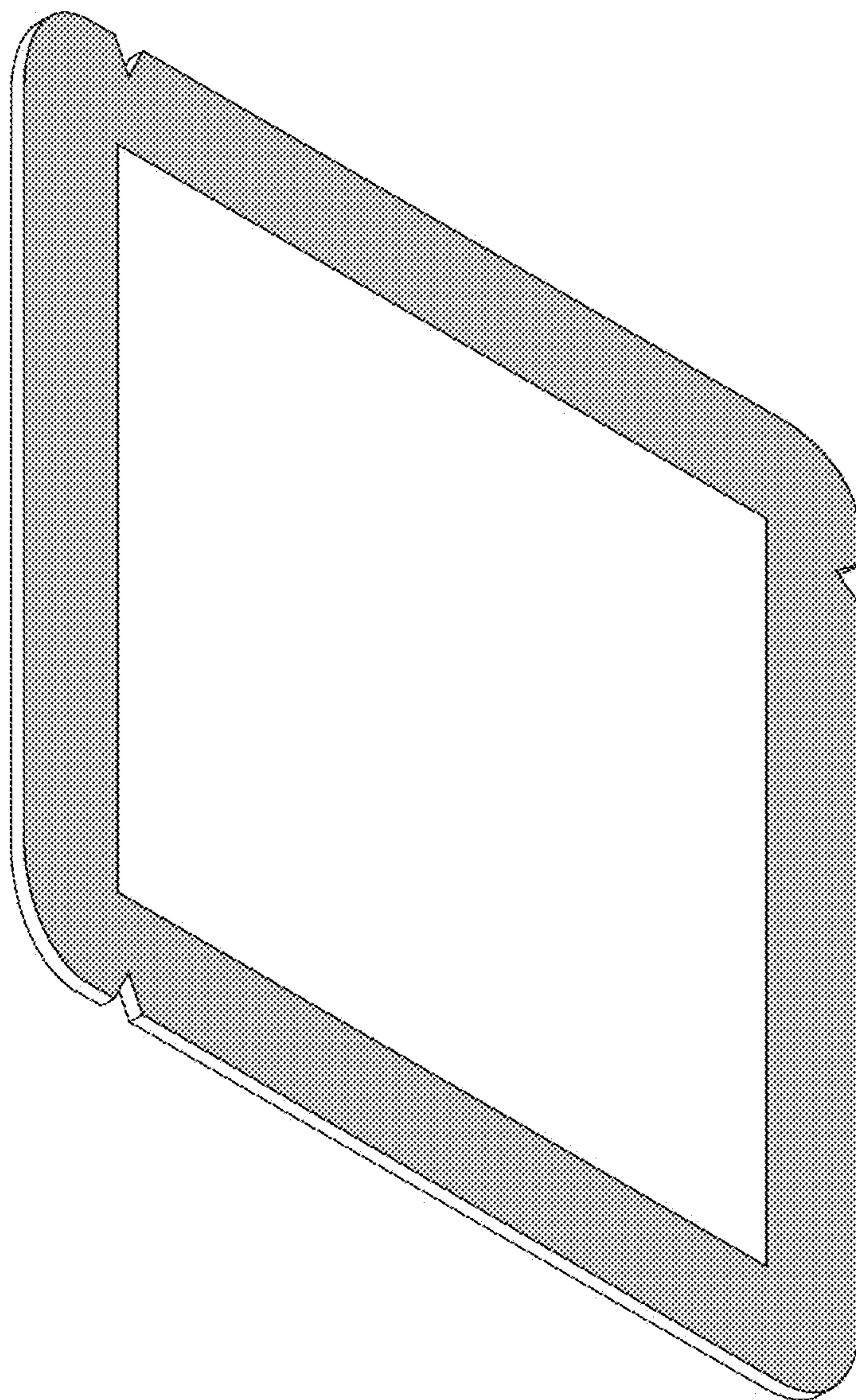


FIG. 24




FIG. 25




FIG. 26




FIG. 27




FIG. 28

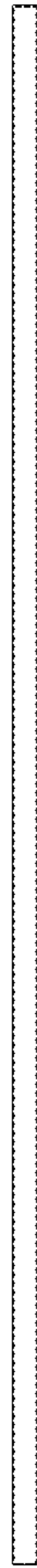


FIG. 29



FIG. 30




FIG. 31

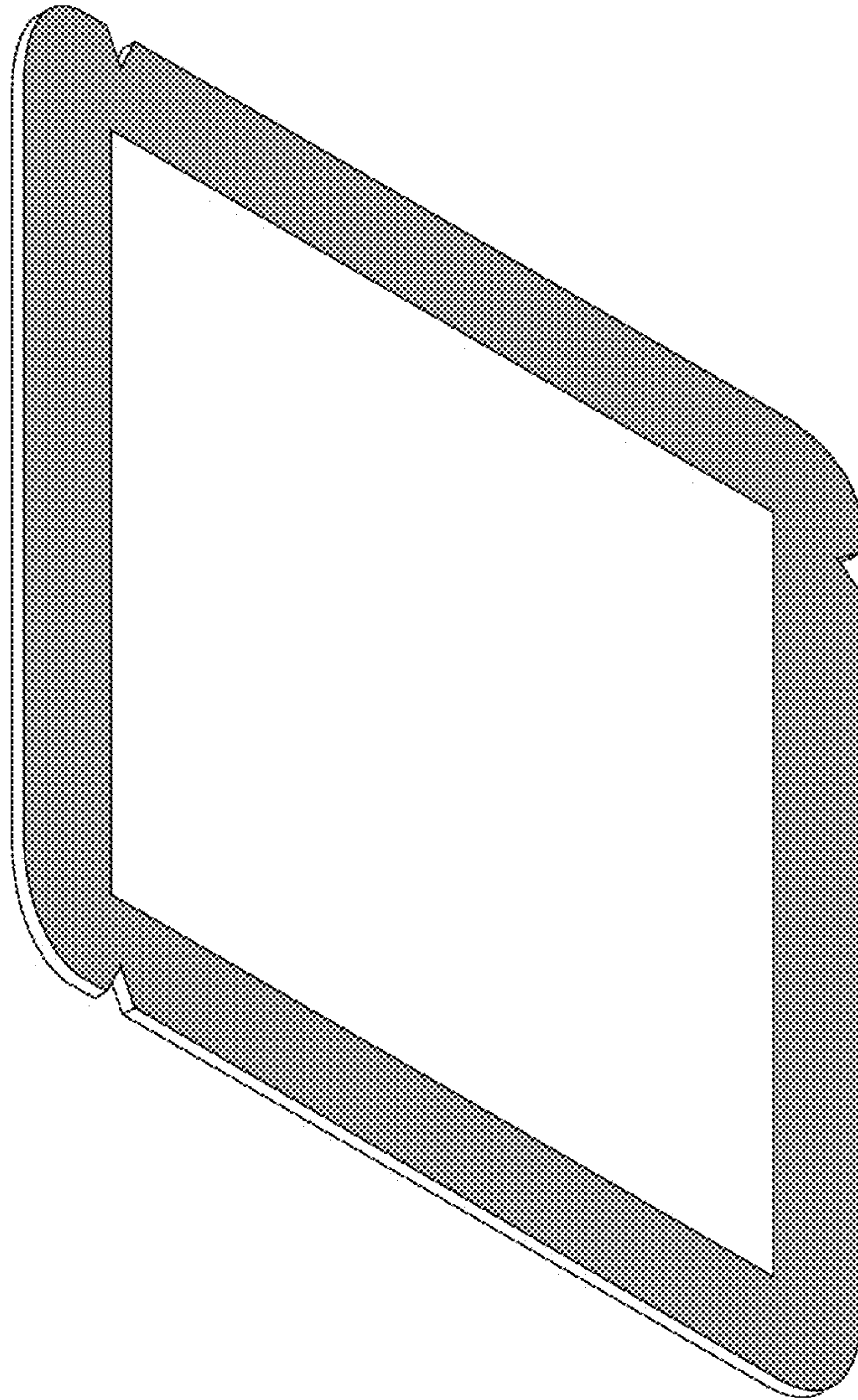


FIG. 32




FIG. 33




FIG. 34




FIG. 35




FIG. 36



FIG. 37

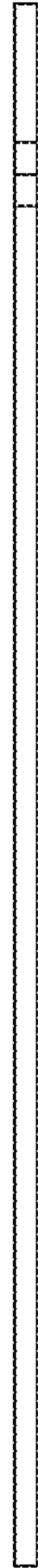


FIG. 38




FIG. 39

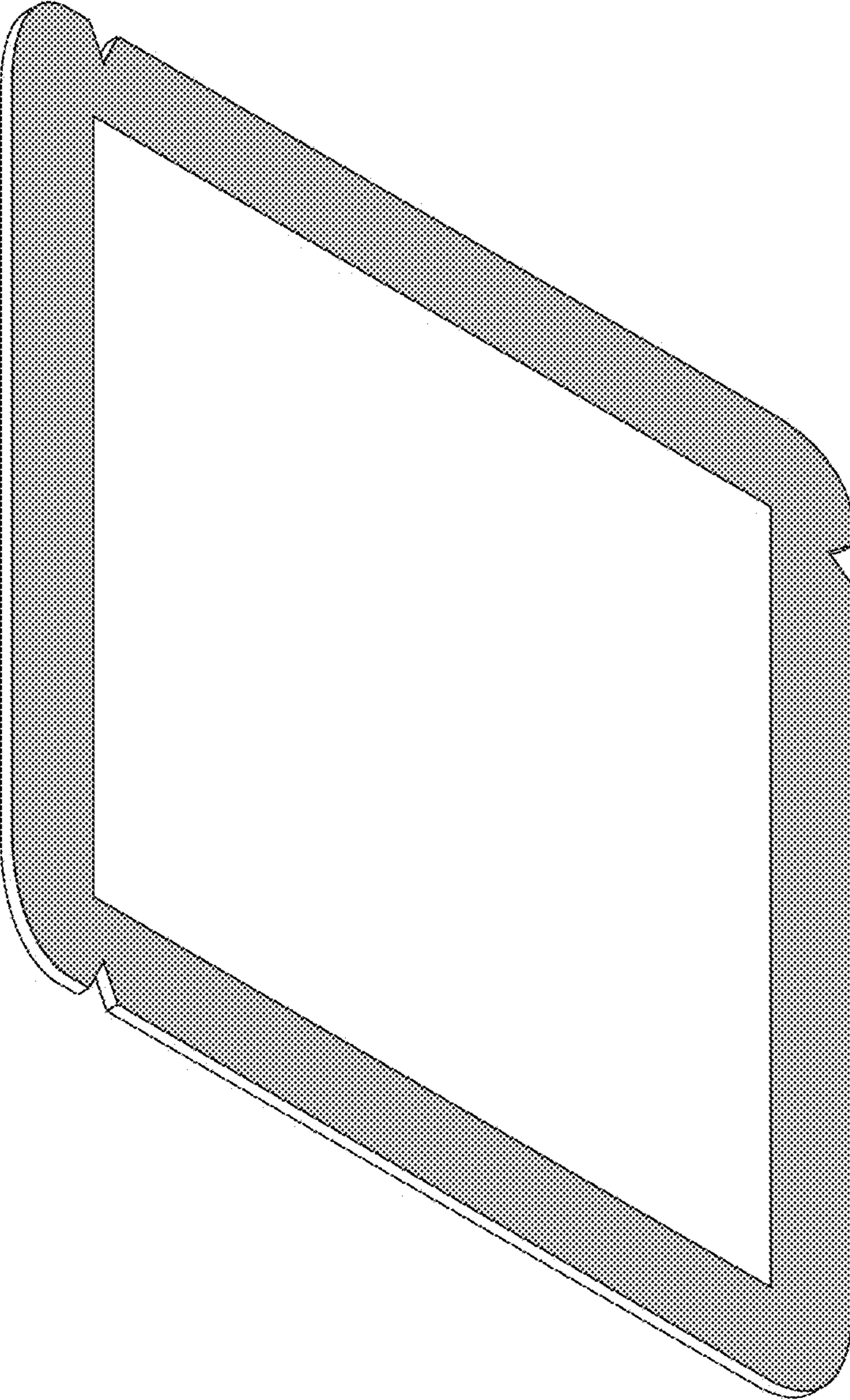


FIG. 40