



US00D929841S

(12) **United States Design Patent**
Zachariasen et al.

(10) **Patent No.:** **US D929,841 S**
(45) **Date of Patent:** **** Sep. 7, 2021**

- (54) **KNIFE SHARPENER**
- (71) Applicant: **Darex, LLC**, Ashland, OR (US)
- (72) Inventors: **Joseph Todd Zachariasen**, Medford, OR (US); **Steven Lee Baker**, Medford, OR (US)
- (73) Assignee: **Darex, LLC**, Ashland, OR (US)
- (**) Term: **15 Years**
- (21) Appl. No.: **29/729,910**
- (22) Filed: **Mar. 31, 2020**
- (51) **LOC (13) Cl.** **08-05**
- (52) **U.S. Cl.**
USPC **D8/93**
- (58) **Field of Classification Search**
USPC D8/63, 90, 91, 92, 93
CPC B24B 3/54; B24B 3/36; B24B 3/58; B24B 3/00; B24B 23/08; B24B 15/00; B24B 15/06; B24B 15/063; B24B 15/08
See application file for complete search history.

D744,804 S *	12/2015	Johnson	D8/93
D863,921 S *	10/2019	Chalfant	D8/93
D867,096 S *	11/2019	Chalfant	D8/93
D877,593 S *	3/2020	Chalfant	D8/93

OTHER PUBLICATIONS

Amazon.com_ Work Sharp WSEDCPVT EDC Pivot Knife Sharpener, Date first available Sep. 1, 2019.*

* cited by examiner

Primary Examiner — Philip S Hyder
(74) *Attorney, Agent, or Firm* — Hall Estill Law Firm

(57) **CLAIM**

The ornamental design for a knife sharpener, as shown and described.

DESCRIPTION

FIG. 1 is an isometric view of a knife sharpener, embodying the new design.
FIG. 2 is a front view of the design of FIG. 1.
FIG. 3 is a rear view of the design of FIG. 1.
FIG. 4 is a top plan view of the design of FIG. 1.
FIG. 5 is a bottom plan view of the design of FIG. 1.
FIG. 6 is a right side view of the design of FIG. 1; and,
FIG. 7 is a left side view of the design of FIG. 1.

1 Claim, 6 Drawing Sheets

(56) **References Cited**

U.S. PATENT DOCUMENTS

D578,581 S *	10/2008	Smith	D21/667
D654,342 S *	2/2012	Cavanaugh, Jr.	D8/93
8,221,199 B2 *	7/2012	Smith	B24B 3/54 451/552
D723,898 S *	3/2015	Smith	D8/93
D730,133 S *	5/2015	Sun	D8/35

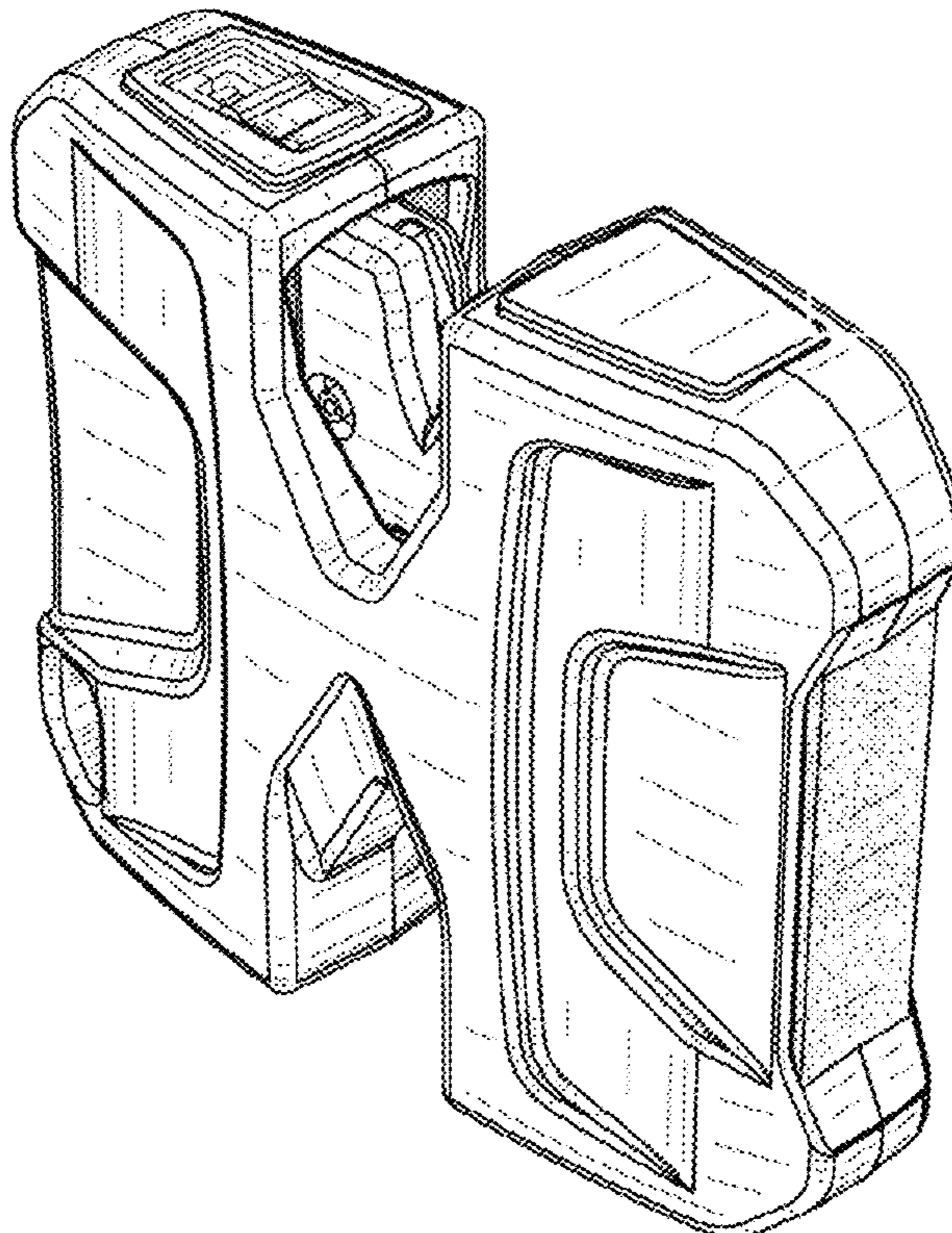


FIG. 1

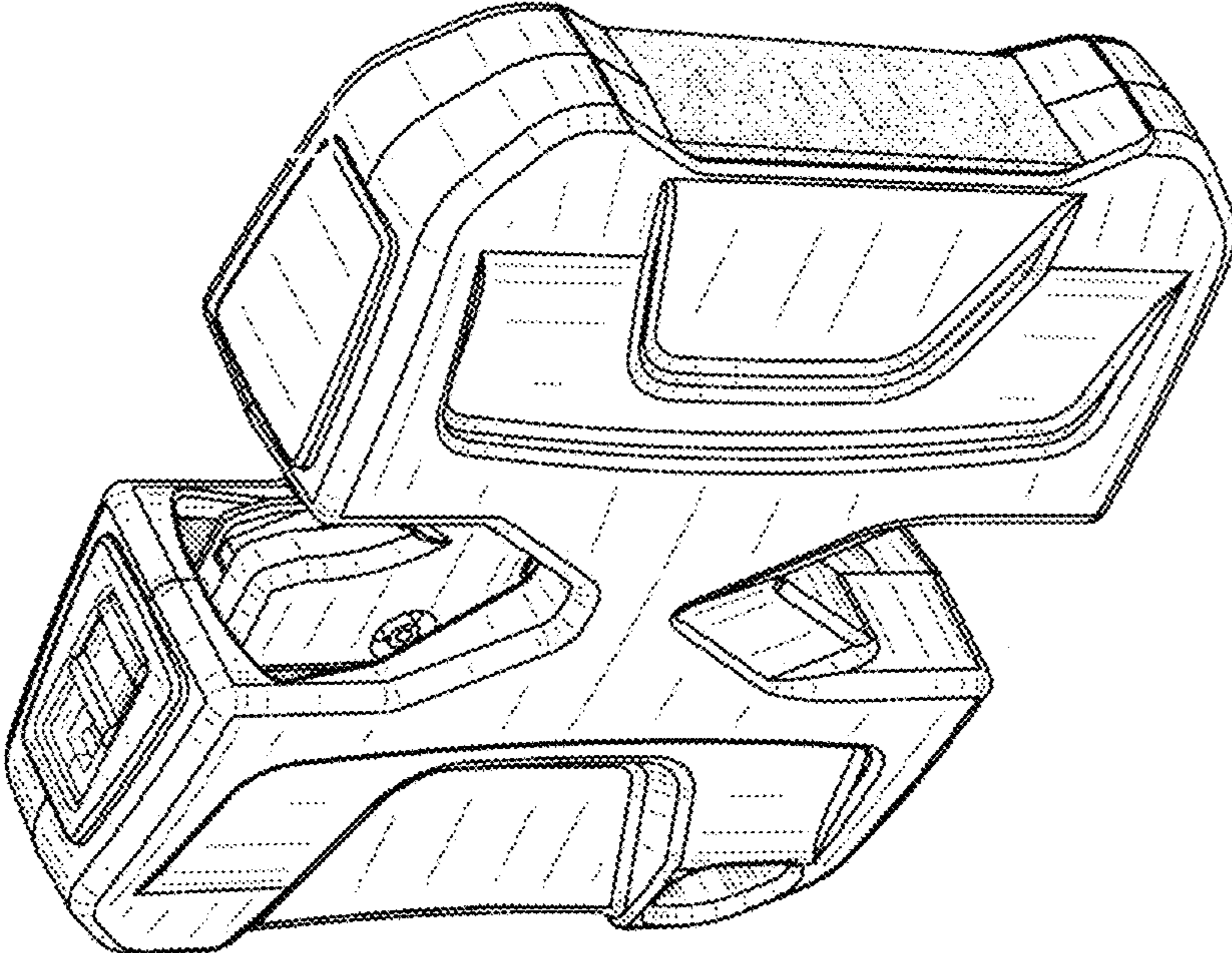


FIG. 2

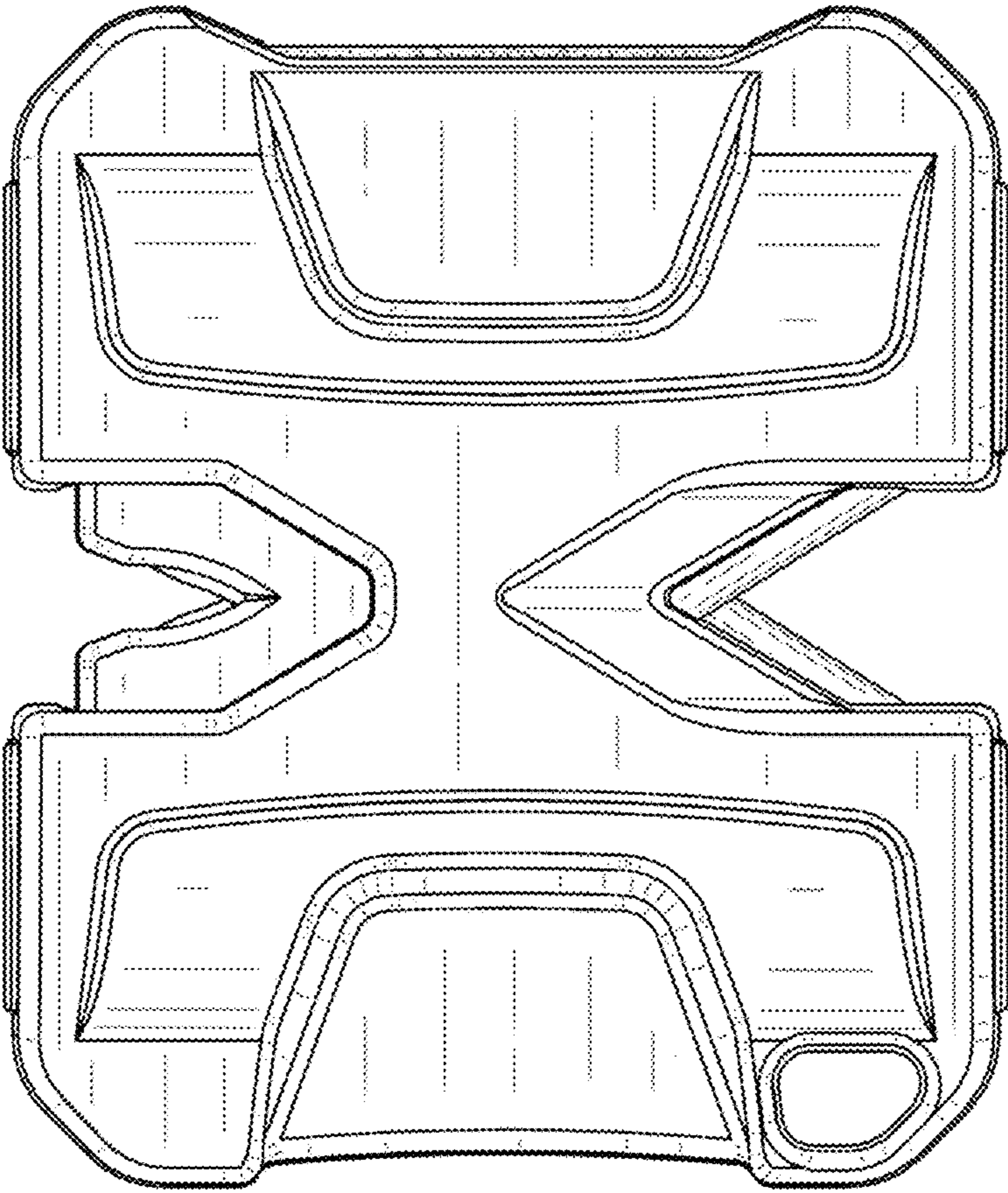


FIG. 3

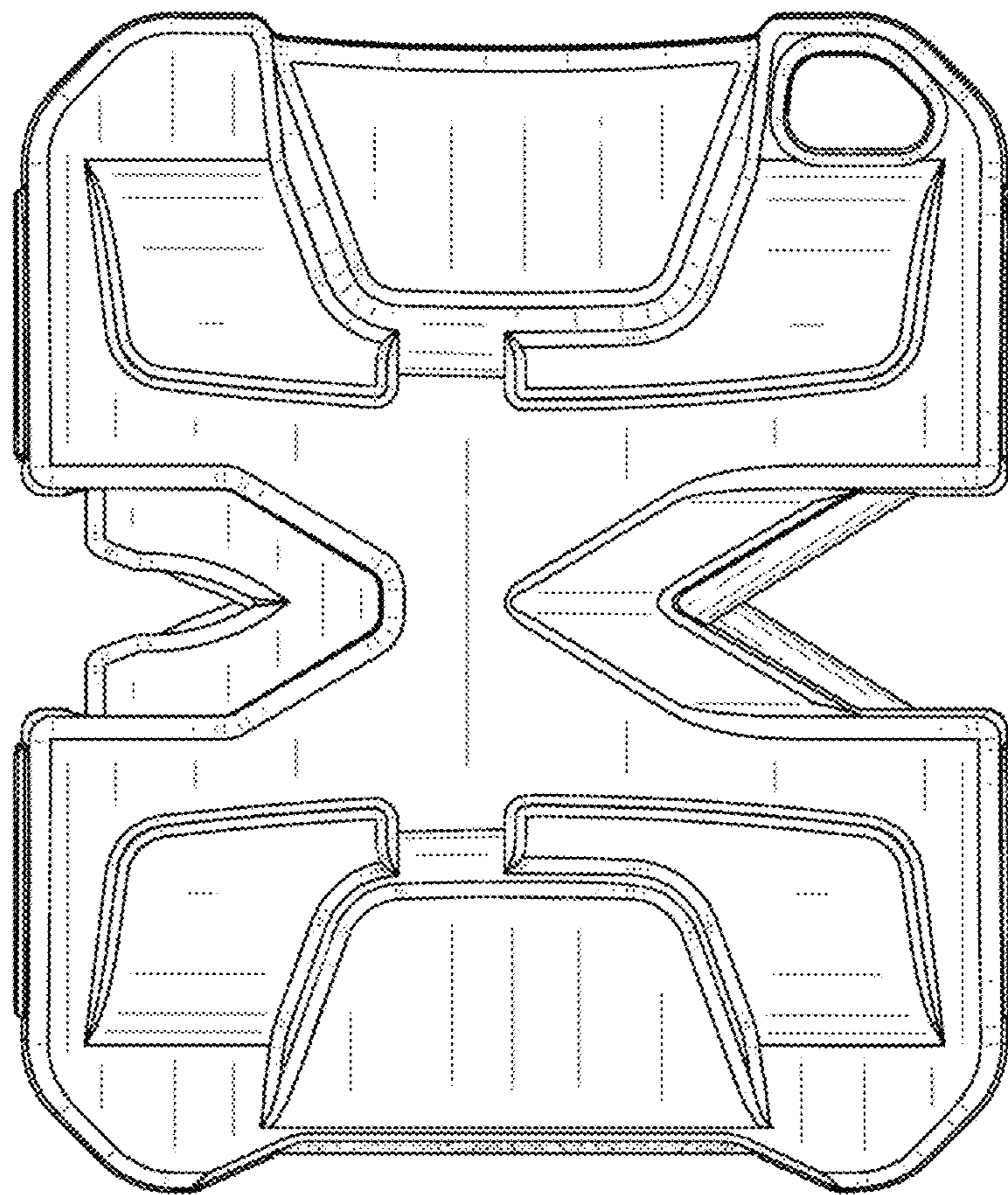


FIG. 4

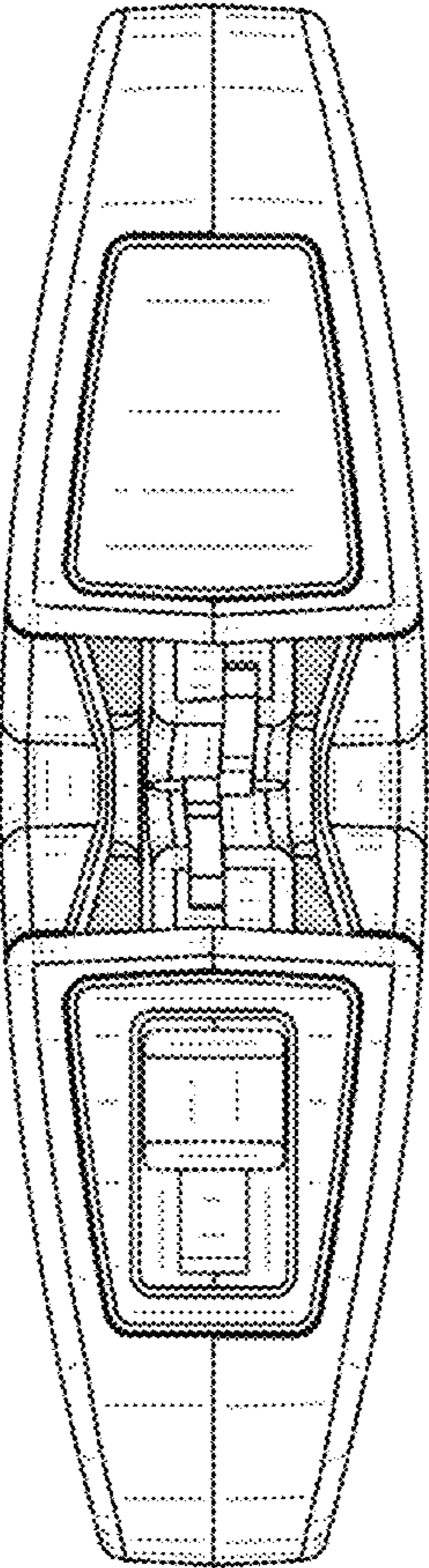


FIG. 5

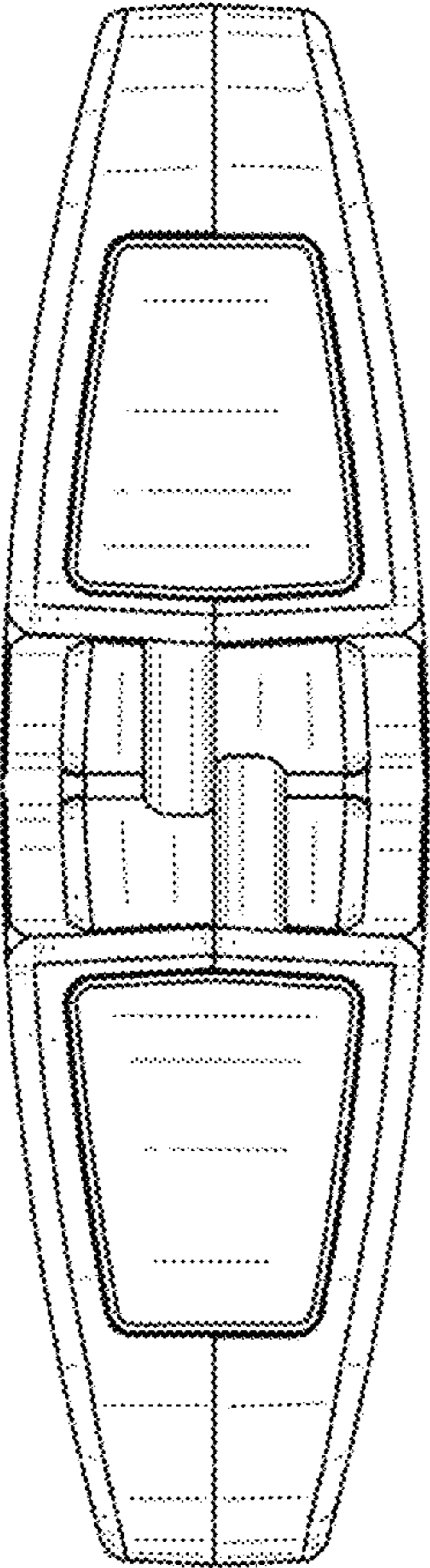


FIG. 7

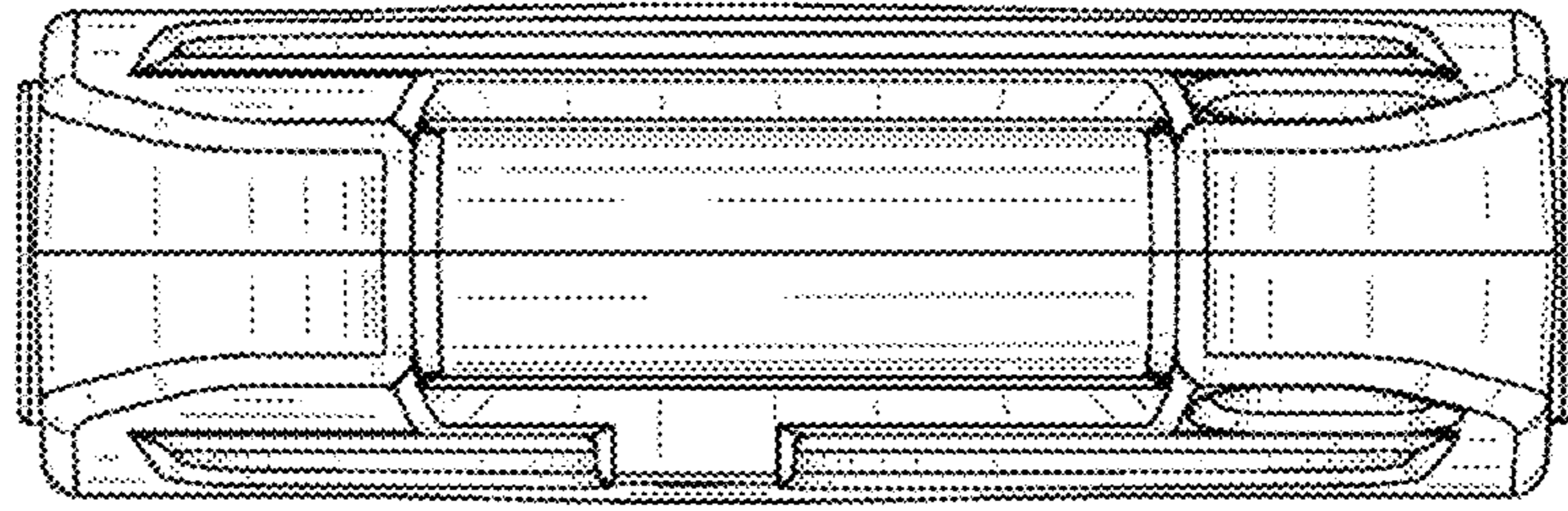


FIG. 6

