



US00D929784S

(12) **United States Design Patent** (10) **Patent No.:** **US D929,784 S**  
**Su** (45) **Date of Patent:** **\*\* Sep. 7, 2021**

(54) **CHAIR BACKREST**

(71) Applicant: **Tung-Hua Su**, Tainan (TW)

(72) Inventor: **Tung-Hua Su**, Tainan (TW)

(\*\*) Term: **15 Years**

(21) Appl. No.: **29/735,309**

(22) Filed: **May 20, 2020**

(51) **LOC (13) Cl.** ..... **06-01**

(52) **U.S. Cl.**  
USPC ..... **D6/716.4**

(58) **Field of Classification Search**  
USPC ..... D6/334, 364, 365, 366, 370, 371, 374,  
D6/379, 380, 716.1, 716.4  
CPC .... A47C 3/00; A47C 3/04; A47C 3/12; A47C  
3/18; A47C 3/20; A47C 1/143; A47C  
1/12; A47C 1/121; A47C 1/124; A47C  
7/24; A47C 7/36; A47C 7/46; A47C 7/18;  
A47C 7/40; A47C 7/54; A47C 16/005  
See application file for complete search history.

(56) **References Cited**

**U.S. PATENT DOCUMENTS**

D445,580 S \* 7/2001 Pennington ..... D6/366  
D793,143 S \* 8/2017 Tsai ..... D6/716.4  
D809,842 S \* 2/2018 Su ..... D6/716.4  
D823,626 S \* 7/2018 Chen ..... D6/716.4

D837,553 S \* 1/2019 Meda ..... D6/366  
D839,035 S \* 1/2019 Tsai ..... D6/716.4  
D888,450 S \* 6/2020 Zhou ..... D6/366  
D909,084 S \* 2/2021 Dai ..... D6/366  
D913,004 S \* 3/2021 Chen ..... D6/366  
D920,696 S \* 6/2021 Su ..... D6/366  
D921,410 S \* 6/2021 Deevers ..... D6/716  
2002/0036420 A1 \* 3/2002 Footitt ..... A47C 1/03255  
297/284.4  
2008/0315661 A1 \* 12/2008 Lin ..... A47C 7/40  
297/452.56

\* cited by examiner

*Primary Examiner* — R. Johnson

(74) *Attorney, Agent, or Firm* — Karin L. Williams; Alan D. Kamrath; Mayer & Williams PC

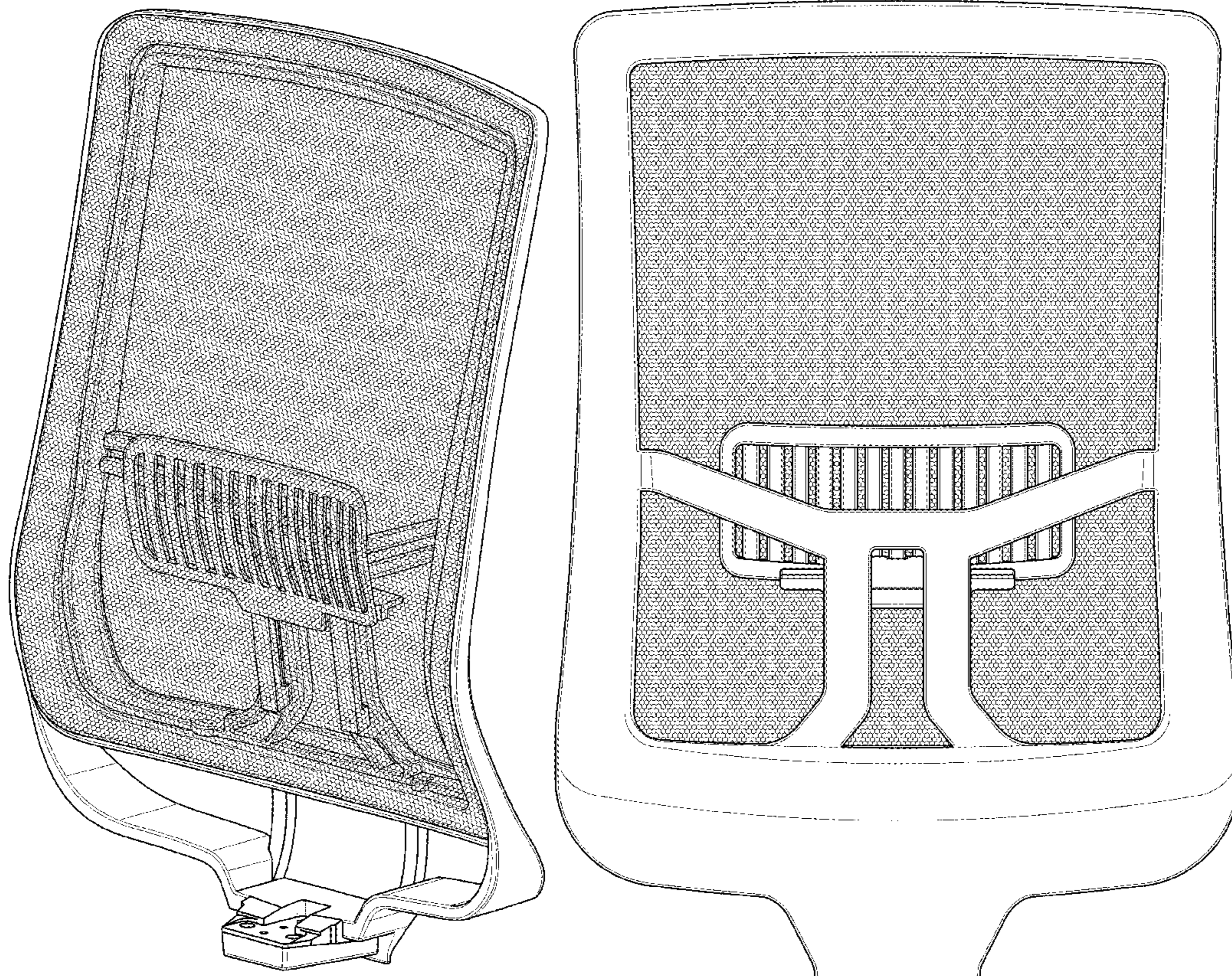
(57) **CLAIM**

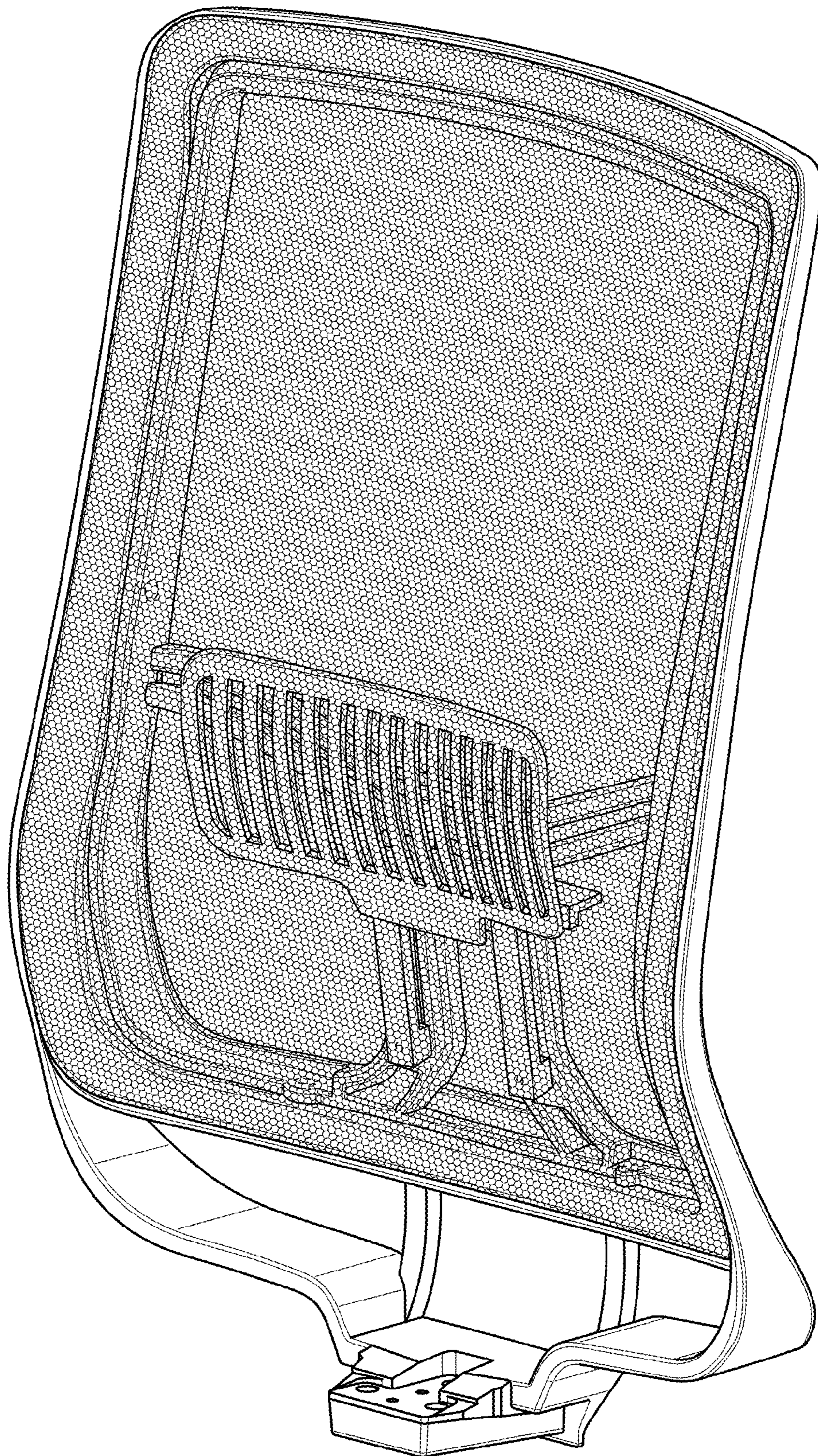
The ornamental design for a chair backrest, as shown and described.

**DESCRIPTION**

FIG. 1 is a perspective view of the chair backrest showing my new design;  
FIG. 2 is a front elevation view thereof;  
FIG. 3 is a rear elevation view thereof;  
FIG. 4 is a right side elevation view thereof;  
FIG. 5 is a left side elevation view thereof;  
FIG. 6 is a top plan view thereof; and,  
FIG. 7 is a bottom plan view thereof.

**1 Claim, 7 Drawing Sheets**





F I G . 1

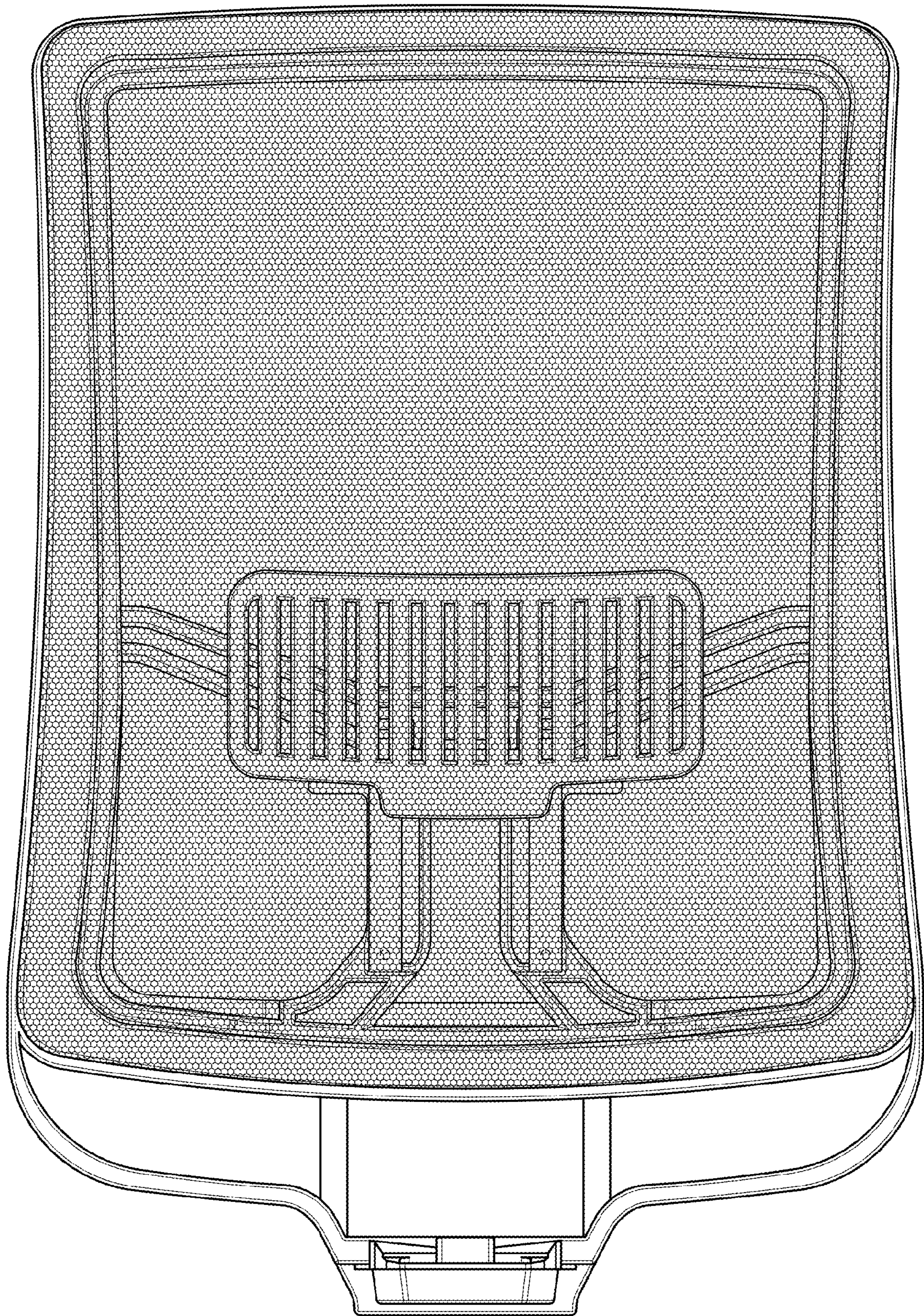


FIG. 2

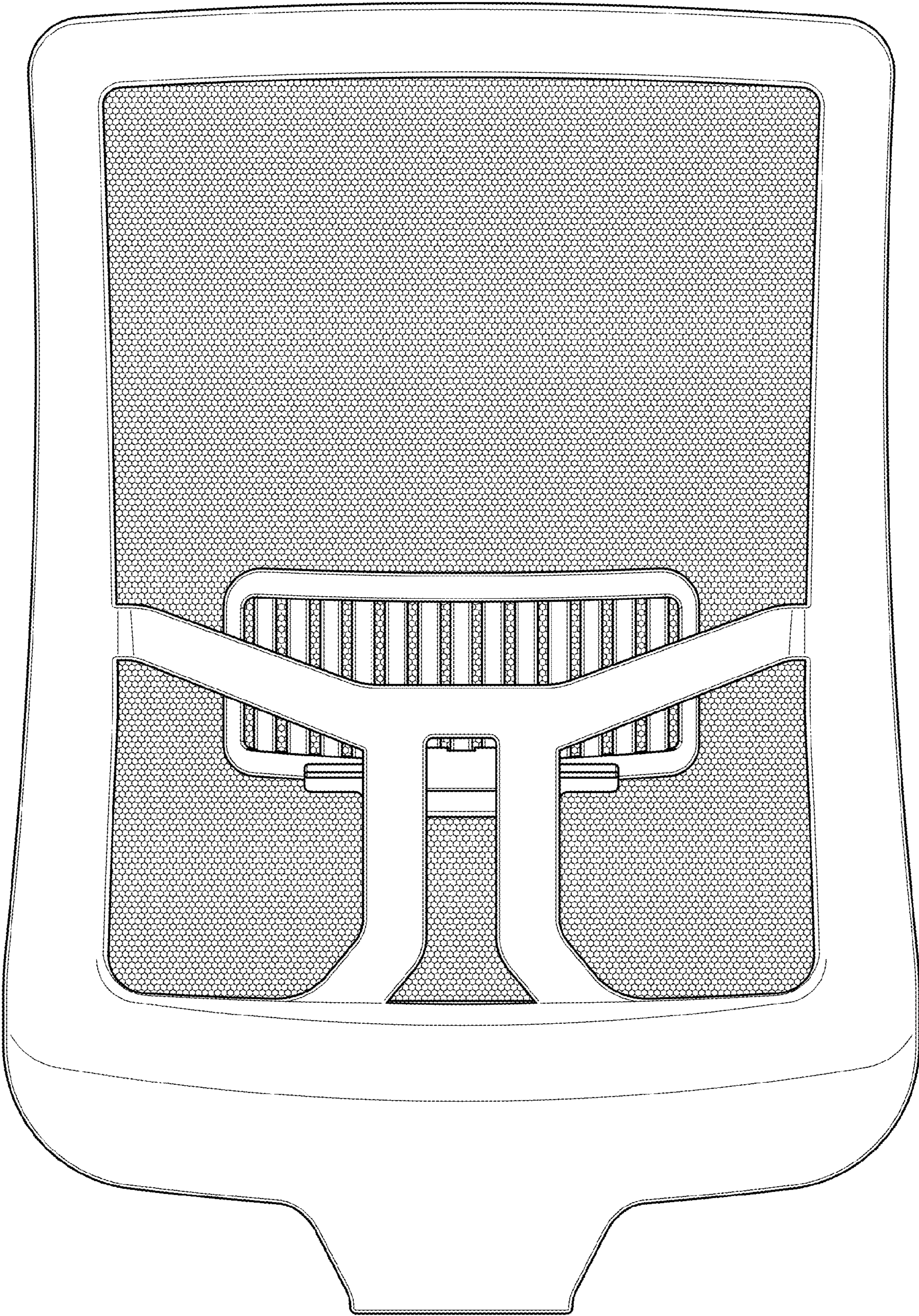
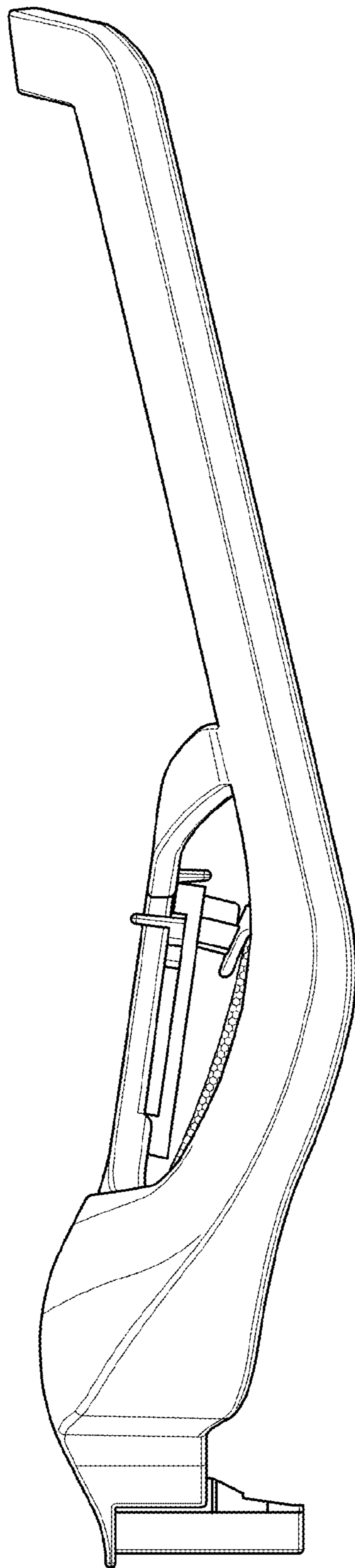
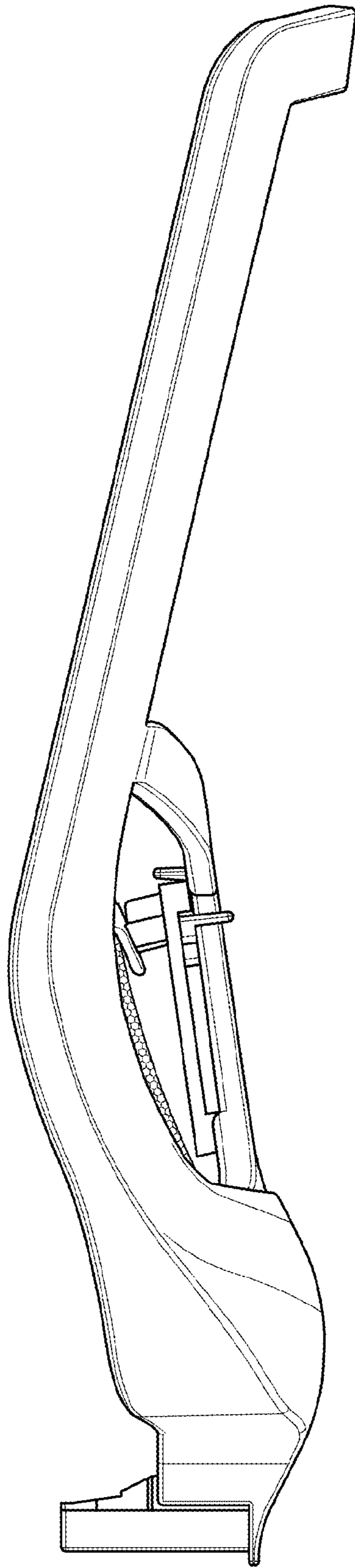


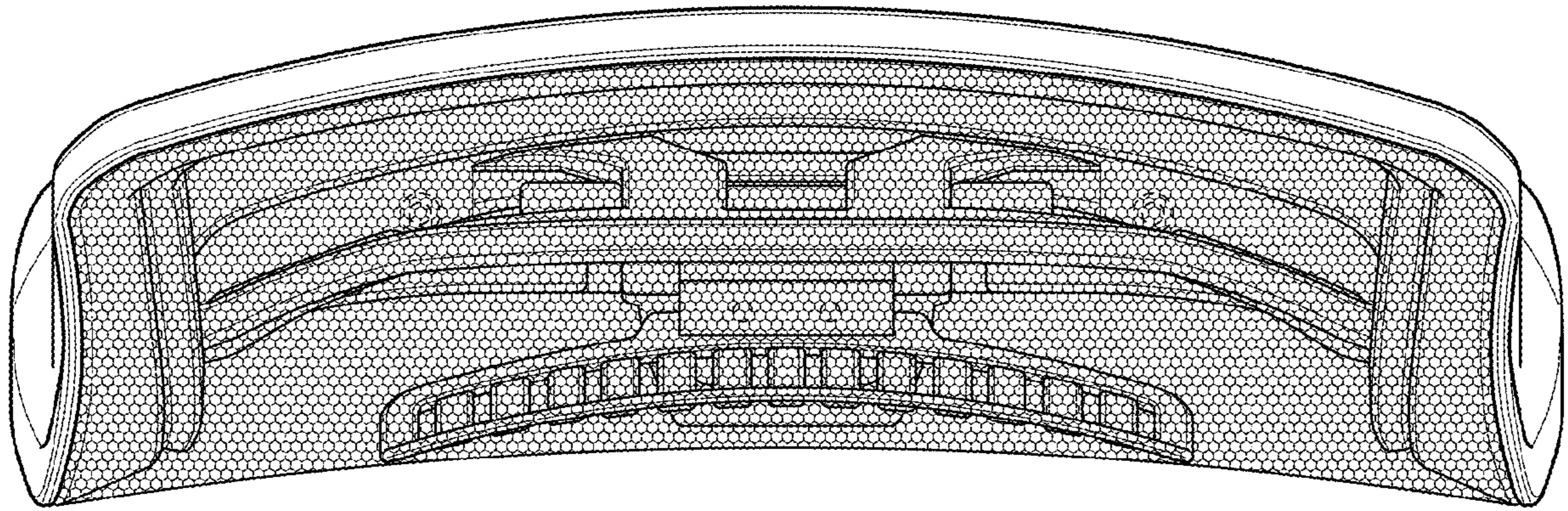
FIG. 3



F I G . 4



F I G . 5



F I G . 6

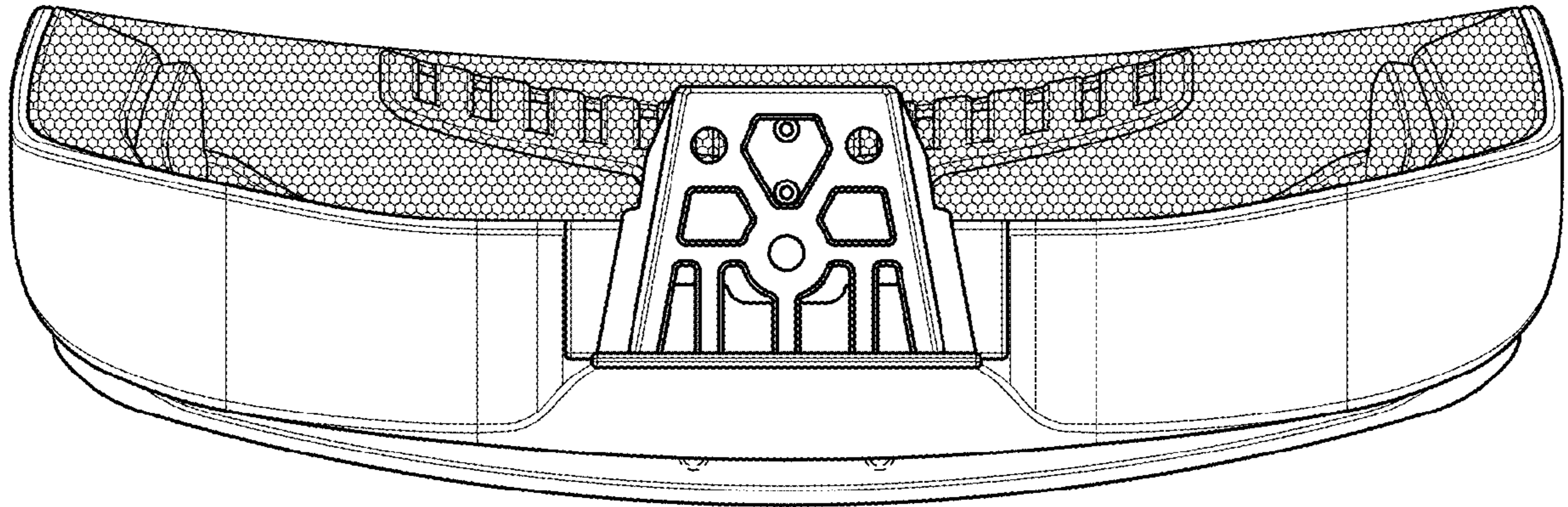


FIG. 7