



US00D929772S

(12) **United States Design Patent**
Peng et al.

(10) **Patent No.:** **US D929,772 S**

(45) **Date of Patent:** **** Sep. 7, 2021**

(54) **LUMBAR SUPPORT CUSHION**

(71) Applicant: **Chengdu Yishouweisheng Technology Inc, Chengdu (CN)**

(72) Inventors: **Yu Peng, Chengdu (CN); Jiaojiao Fu, Chengdu (CN)**

(**) Term: **15 Years**

(21) Appl. No.: **29/773,278**

(22) Filed: **Mar. 9, 2021**

(30) **Foreign Application Priority Data**

Nov. 25, 2020 (CN) 202030720675.X

(51) **LOC (13) Cl.** **06-09**

(52) **U.S. Cl.**
USPC **D6/601**

(58) **Field of Classification Search**
USPC D6/595, 596, 597, 600, 601, 603, 604,
D6/605, 606, 608; D24/183, 185, 234;
D21/803, 804, 805, 809
CPC A47G 2009/1018; A47G 2009/003; A47G
9/0253; A47G 9/10; A47G 9/1027; A47G
9/1036; A47G 9/1054; A47G 9/1063;
A47G 9/1072; A47G 9/1081; A47G
9/109; A45F 4/06; A47C 21/06; A47C
7/18; A47C 20/00; A47C 17/80; A47C
17/82; A47C 17/64; A47C 27/00; A47C
27/14; A47C 23/00

See application file for complete search history.

(56) **References Cited**

U.S. PATENT DOCUMENTS

D354,876 S * 1/1995 Pace D6/596
D390,665 S * 2/1998 Kennemore 24/183
D392,495 S * 3/1998 Baousson D6/596
D399,694 S * 10/1998 Laidlaw D6/601
D406,718 S * 3/1999 Jacobs D6/601
6,154,904 A * 12/2000 Ehredt A45C 3/10
5/639
D529,324 S * 10/2006 Yates D6/601

D546,107 S * 7/2007 Babcock D6/601
D584,911 S * 1/2009 Hisey 21/803
D635,265 S * 3/2011 Coffey 24/183
D698,586 S * 2/2014 Davis D6/601
D708,454 S * 7/2014 Chen D6/601

(Continued)

FOREIGN PATENT DOCUMENTS

CN 304127017 * 5/2017
CN 304205292 * 7/2017

(Continued)

OTHER PUBLICATIONS

Google search: "lumbar support cushion" [site visited May 8, 2021]:
https://www.google.com/search?q=lumbar+support+cushion&sxsr=ALeKk025lse9kJga2Vkfmr6DVa0CdxRNEw:1620515039737&source=lnms&tbn=isch&sa=X&ved=2ahUKEwjot6_6mLvwAhW_FIkFHQ1UA7MQ_AUoAnoECAIQBA&biw=1200&bih=1777 (Year: 2021).*

(Continued)

Primary Examiner — Sanjeev Paul
(74) *Attorney, Agent, or Firm* — Prakash Nama; Global IP Services, PLLC


(57) **CLAIM**

The ornamental design for a lumbar support cushion, as shown.

DESCRIPTION

FIG. 1 is a front elevational view of a lumbar support cushion showing our new design;
FIG. 2 is a rear elevational view thereof;
FIG. 3 is a left side view thereof;
FIG. 4 is a right side view thereof;
FIG. 5 is a top plan view thereof;
FIG. 6 is a bottom plan view thereof; and,
FIG. 7 is a perspective view thereof.

1 Claim, 6 Drawing Sheets



(56)

References Cited

U.S. PATENT DOCUMENTS

D766,393	S	*	9/2016	Lau	21/803
D778,632	S	*	2/2017	Ma	D6/374
D793,770	S	*	8/2017	Krishtul	D6/601
D812,931	S	*	3/2018	Chen	D6/601
D849,448	S		5/2019	Mi		
D851,961	S	*	6/2019	Rifelj	D6/601
D871,796	S	*	1/2020	Mi	D6/601
D898,437	S	*	10/2020	Yan	D6/601
D899,142	S	*	10/2020	Federl	D6/601
D899,143	S	*	10/2020	Luo	D6/601
D906,736	S	*	1/2021	Lv	D6/604
D913,024	S	*	3/2021	Su	6/716.4

FOREIGN PATENT DOCUMENTS

CN			304891041		*	11/2018
CN			305013290		*	1/2019
CN			305754958		*	5/2020

CN	305786097	*	5/2020
CN	306089873	*	10/2020
CN	306153597	*	11/2020
CN	306246359	*	12/2020
CN	306418194	*	3/2021
KR	301040068	*	1/2020

OTHER PUBLICATIONS

Google search: "back support cushion" [site visited May 8, 2021]:
https://www.google.com/search?q=back+support+cushion&sxsrf=ALeKk00BXdv0rHihT_4ggGAsaUqZ81N7tQ:1620515275799&source=lnms&tbm=isch&sa=X&ved=2ahUKEwiQq_fqmbvwAhUqGVkFHUstANAQ_AUoAnoECAEQBA&biw=1200&bih=1777 (Year: 2021).*

Pebble & Stone Lumbar Back Stretcher, earliest review Nov. 23, 2020, [online], [site visited May 8, 2021]. Available from Internet, <URL: <https://www.amazon.com/Lumbar-Back-Stretcher-Lower-Relief/dp/B08FWZZ95C> (Year: 2020).*

* cited by examiner



FIG. 1




FIG. 2

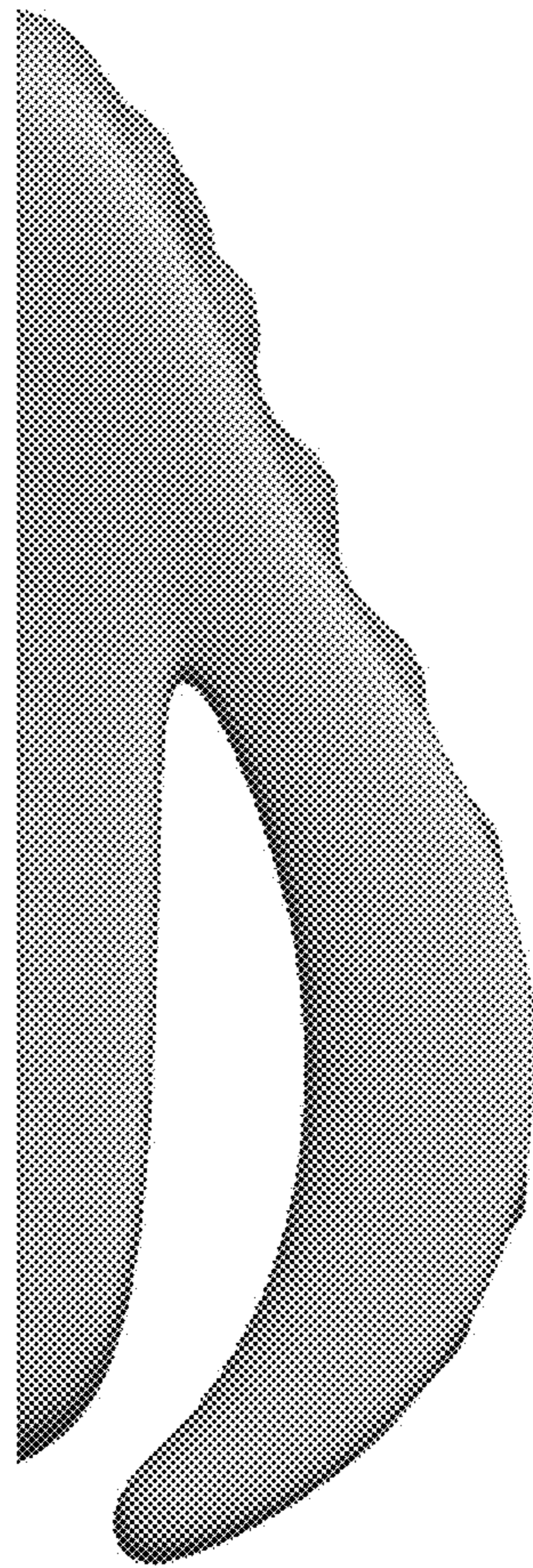


FIG. 3

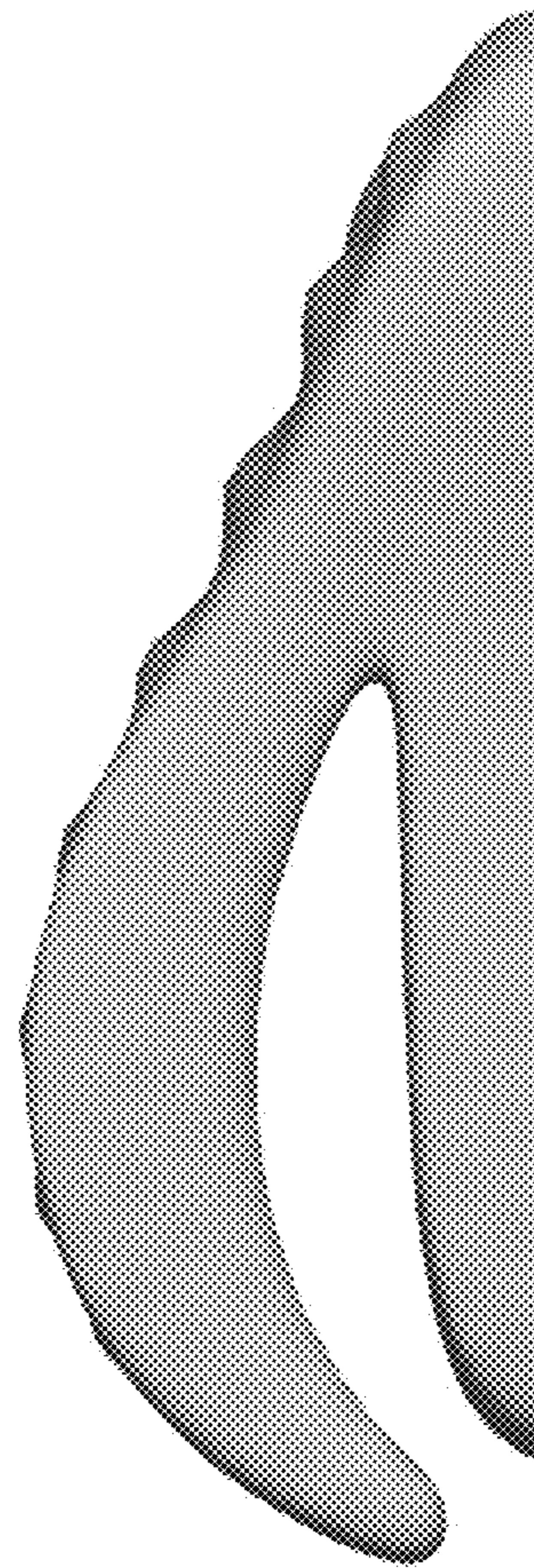


FIG. 4

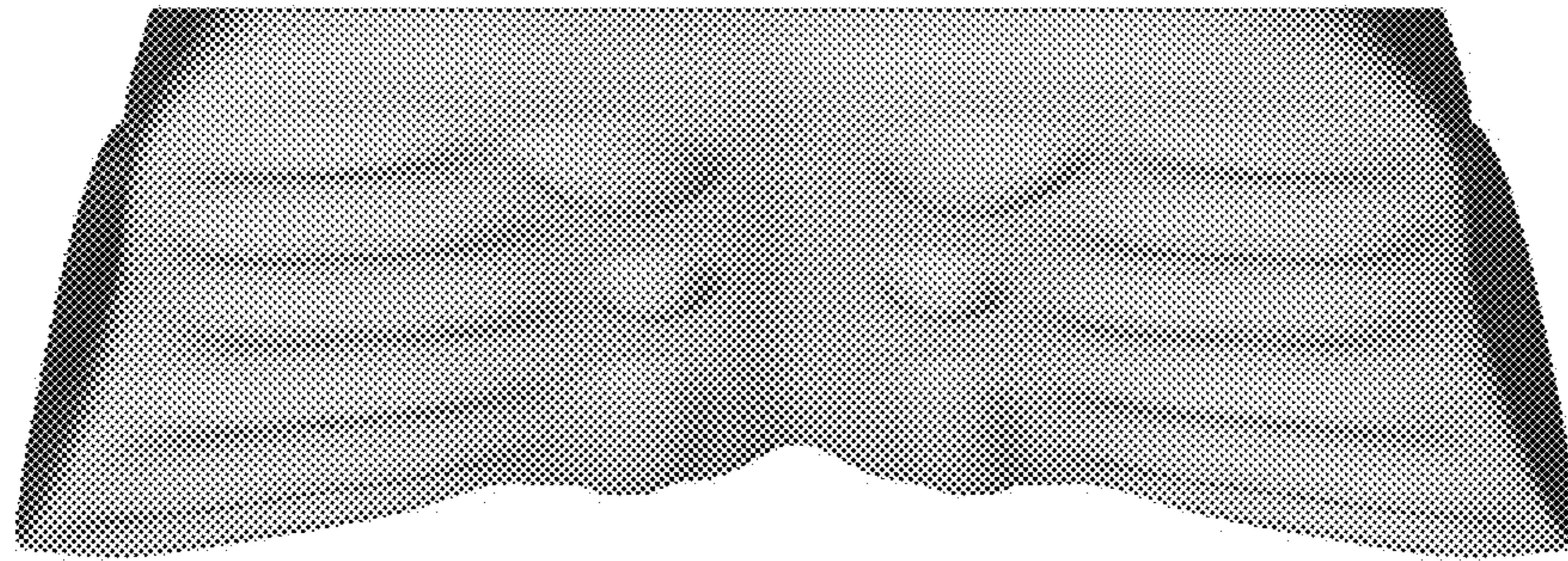


FIG. 5




FIG. 6



FIG. 7