



US00D929759S

(12) **United States Design Patent**
Pushelberg et al.

(10) **Patent No.: US D929,759 S**

(45) **Date of Patent: ** Sep. 7, 2021**

(54) **CHAIR**

(71) Applicant: **TRIBU N.V.**, Bilzen (BE)

(72) Inventors: **Glenn Pushelberg**, New York, NY (US); **George Yabu**, New York, NY (US)

(73) Assignee: **Tribù NV**, Bilzen (BE)

(**) Term: **15 Years**

(21) Appl. No.: **29/707,335**

(22) Filed: **Sep. 27, 2019**

(30) **Foreign Application Priority Data**

Mar. 27, 2019 (EM) 006340725-0004

(51) **LOC (13) Cl.** **06-01**

(52) **U.S. Cl.**
USPC **D6/369; D6/380**

(58) **Field of Classification Search**
USPC D6/334-336, 369, 370, 371, 372, 373,
D6/374, 375, 379, 380, 716, 716.1, 716.2,
D6/716.4

CPC A47C 3/12; A47C 4/02; A47C 4/03; A47C
5/02; A47C 7/282; A47C 7/285; A47C
7/54; A47C 4/024; A47C 4/025; A47C
4/028; A47C 5/12

See application file for complete search history.

(56) **References Cited**

U.S. PATENT DOCUMENTS

D168,843 S *	2/1953	Johnson	D6/369
2,649,901 A *	8/1953	Johnson	A47C 3/12 297/411.42
D184,202 S *	12/1958	Yuen	D6/369
D836,356 S *	12/2018	Yoshioka	D6/369
D850,138 S *	6/2019	Taraba	D6/380
D864,604 S *	10/2019	Foersom	D6/369
D915,094 S *	4/2021	Xiao	D6/369

* cited by examiner

Primary Examiner — Mimoso De


(57) **CLAIM**

The ornamental design for a chair, as shown and described.

DESCRIPTION

FIG. 1 is a perspective view of a chair showing our new design;
FIG. 2 is a front elevational view thereof;
FIG. 3 is a rear elevational view thereof;
FIG. 4 is a top plan view thereof;
FIG. 5 is a bottom plan view thereof; and,
FIG. 6 is a left side elevational view thereof; the right side elevational view being a mirror image thereof.

1 Claim, 6 Drawing Sheets



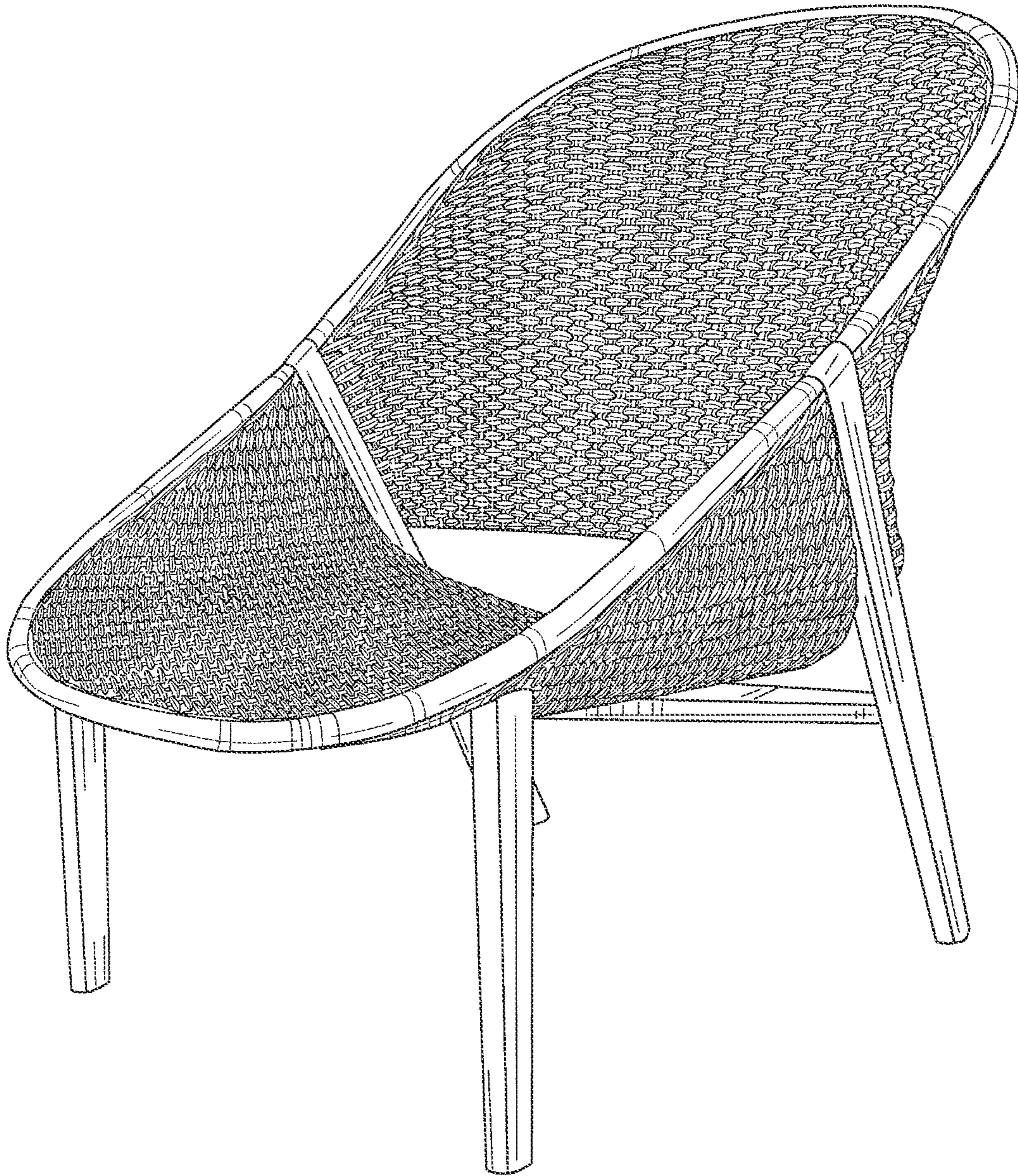


FIG. 1




FIG. 2

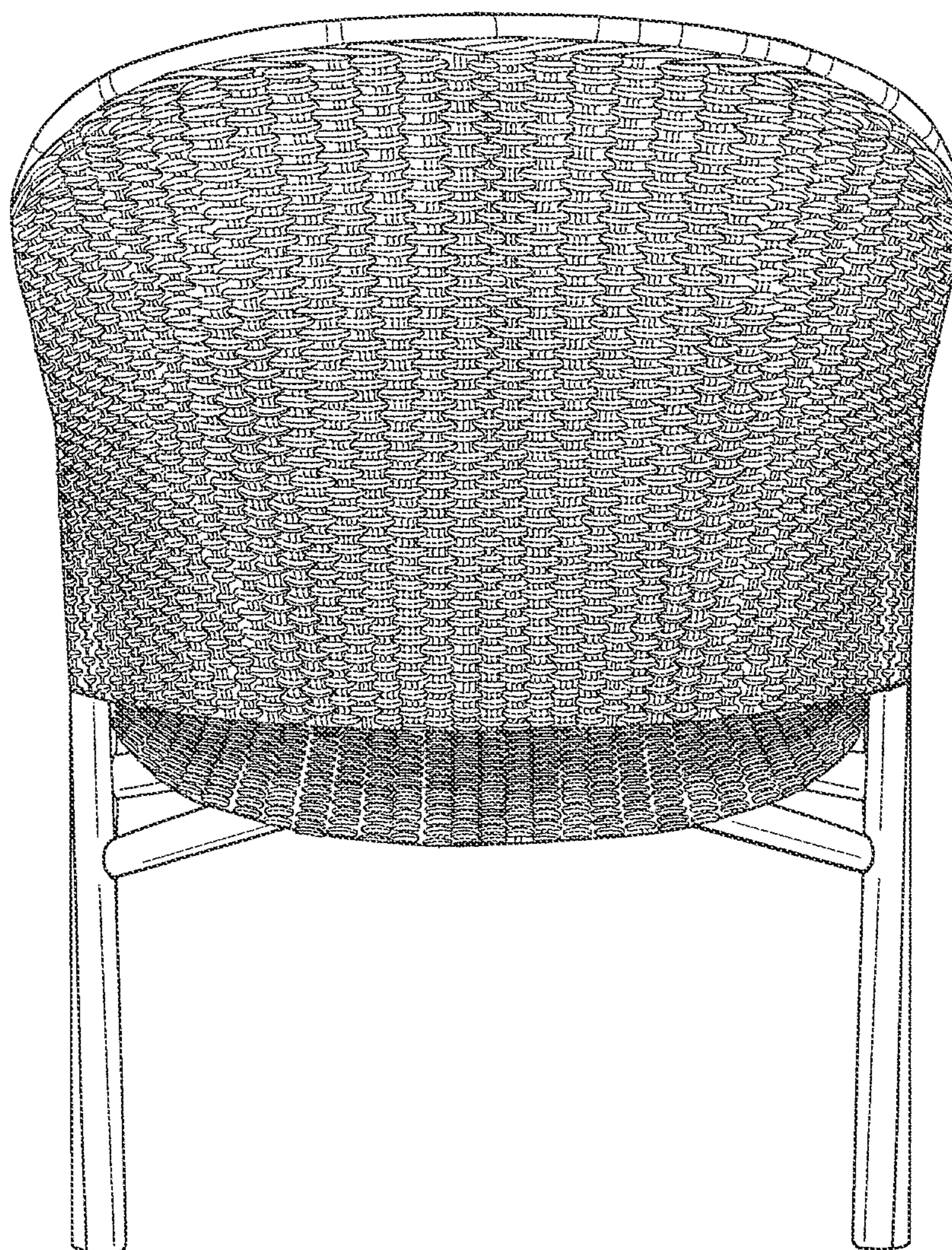


FIG. 3

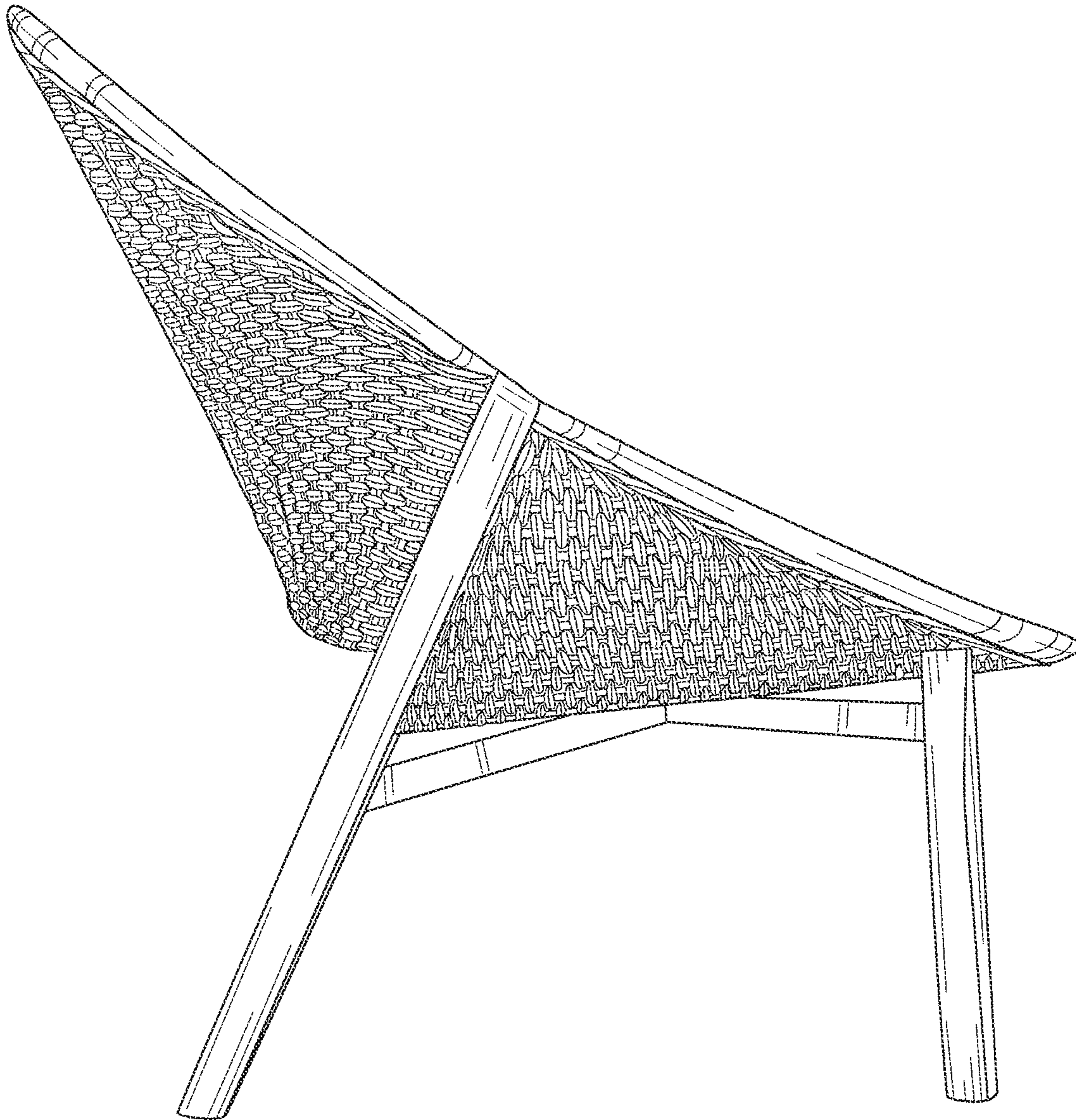


FIG. 4

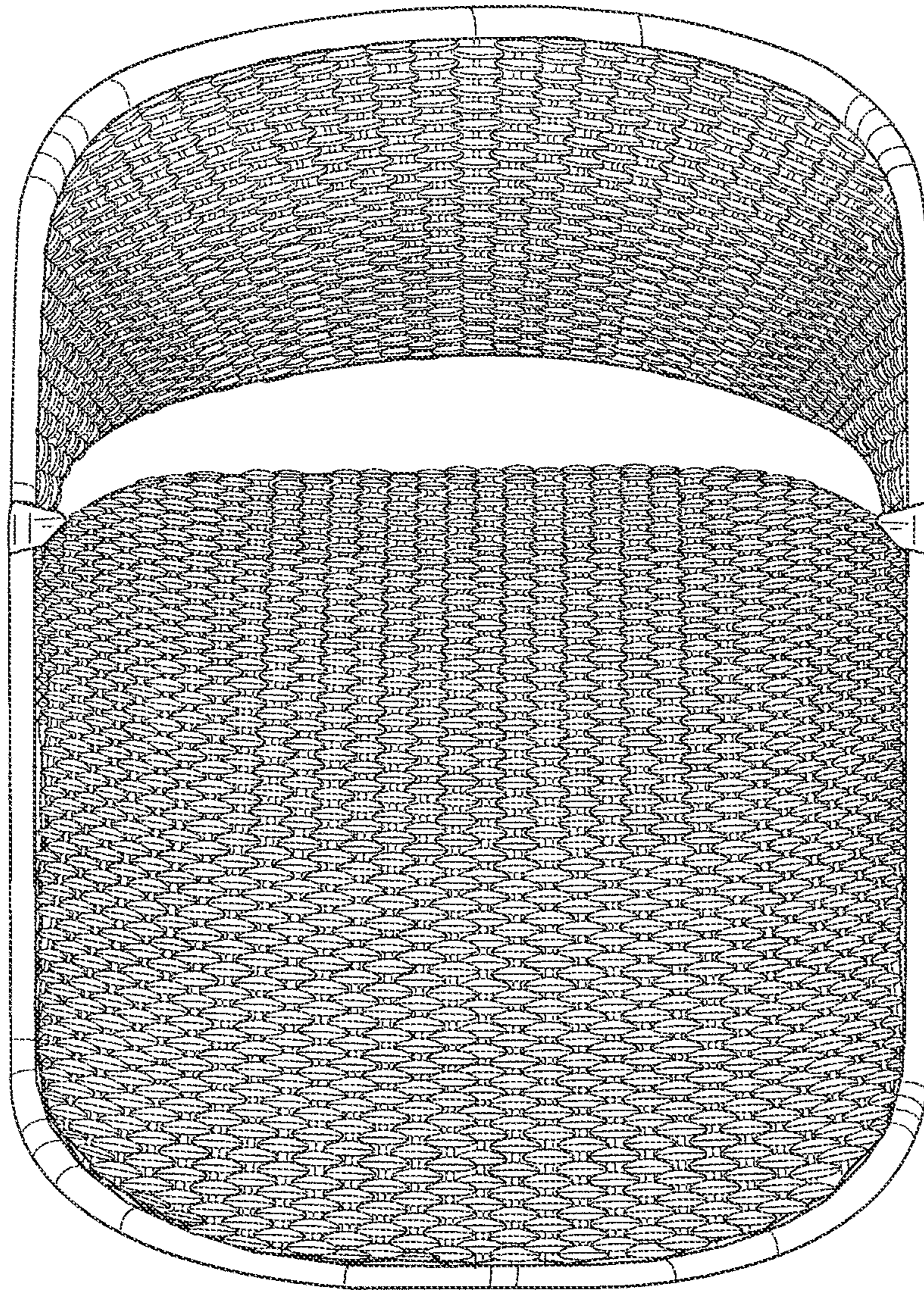


FIG. 5

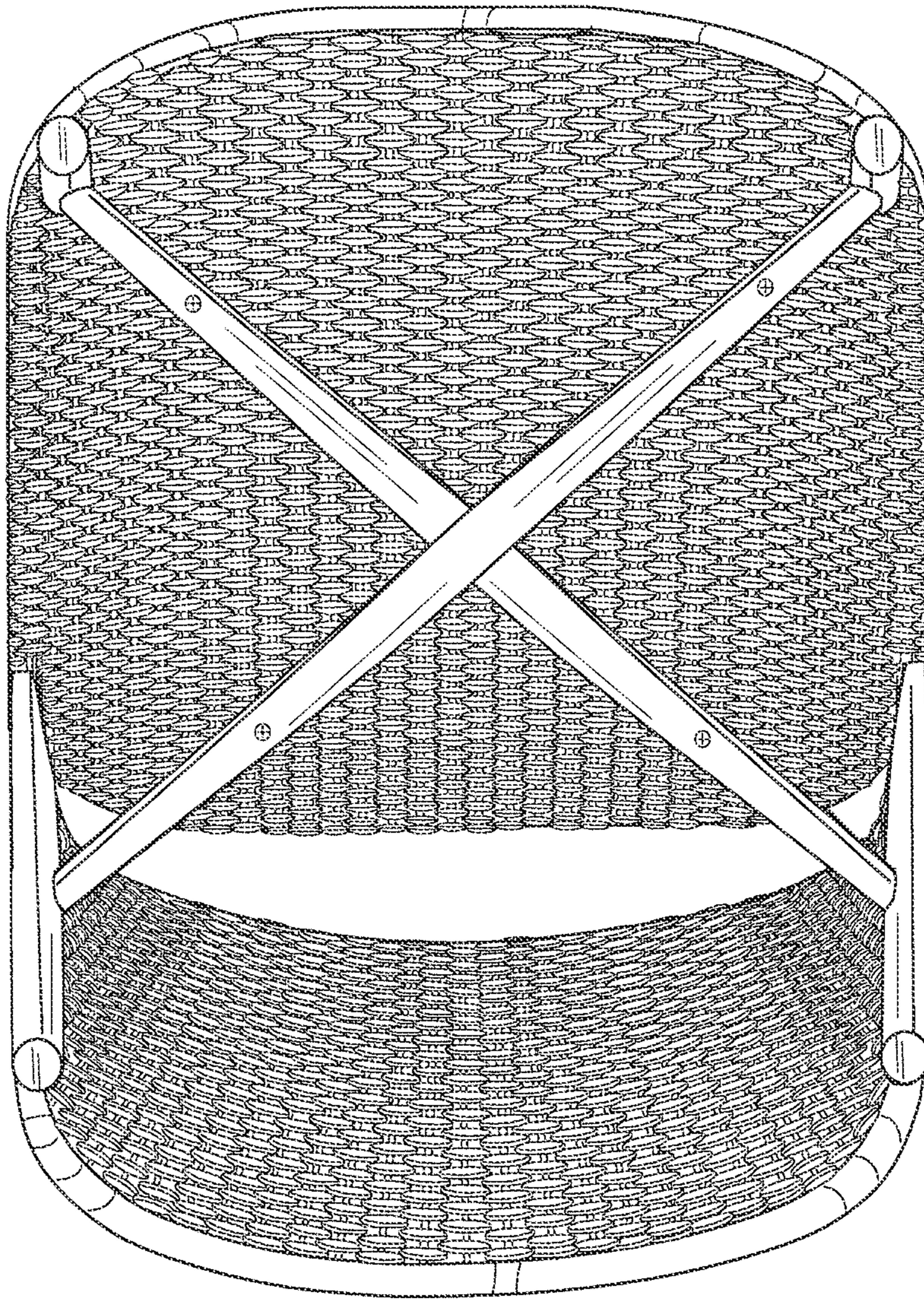


FIG. 6