



US00D929753S

(12) **United States Design Patent** (10) **Patent No.:** **US D929,753 S**
Losness et al. (45) **Date of Patent:** **** Sep. 7, 2021**

(54) **HANGER**
(71) Applicant: **TARGET BRANDS, INC.**,
Minneapolis, MN (US)
(72) Inventors: **Laurie Losness**, Coon Rapids, MN
(US); **Terrence J. Hornsby, Jr.**,
Minneapolis, MN (US); **Jeremy A.
Clark**, Minneapolis, MN (US)
(73) Assignee: **TARGET BRANDS, INC.**,
Minneapolis, MN (US)
(**) Term: **15 Years**
(21) Appl. No.: **29/733,560**
(22) Filed: **May 4, 2020**
(51) **LOC (13) Cl.** **06-08**
(52) **U.S. Cl.**
USPC **D6/326**
(58) **Field of Classification Search**
USPC D6/315-328
CPC A47G 25/32; A47G 25/26; A47G 25/28;
A47G 25/485; A47G 25/487; A47G
25/20; A47G 25/481; A47G 25/442;
A47G 25/24; A47G 25/48; A47G 25/486;
A47G 25/36; A47G 25/1407; A47G
25/30; A47G 25/14; A47G 25/743; A47G
25/1457
See application file for complete search history.

D285,264 S 8/1986 Miale
4,623,079 A 11/1986 Tendrup et al.
4,828,155 A 5/1989 Louw
D320,700 S 10/1991 Testa
5,065,916 A 11/1991 Fildan
5,074,445 A 12/1991 Chen

(Continued)

Primary Examiner — Lauren R Calve
(74) *Attorney, Agent, or Firm* — JoAnn M. Seaton;
Griffiths & Seaton PLLC

(57) **CLAIM**

The ornamental design for a hanger, as shown and described.

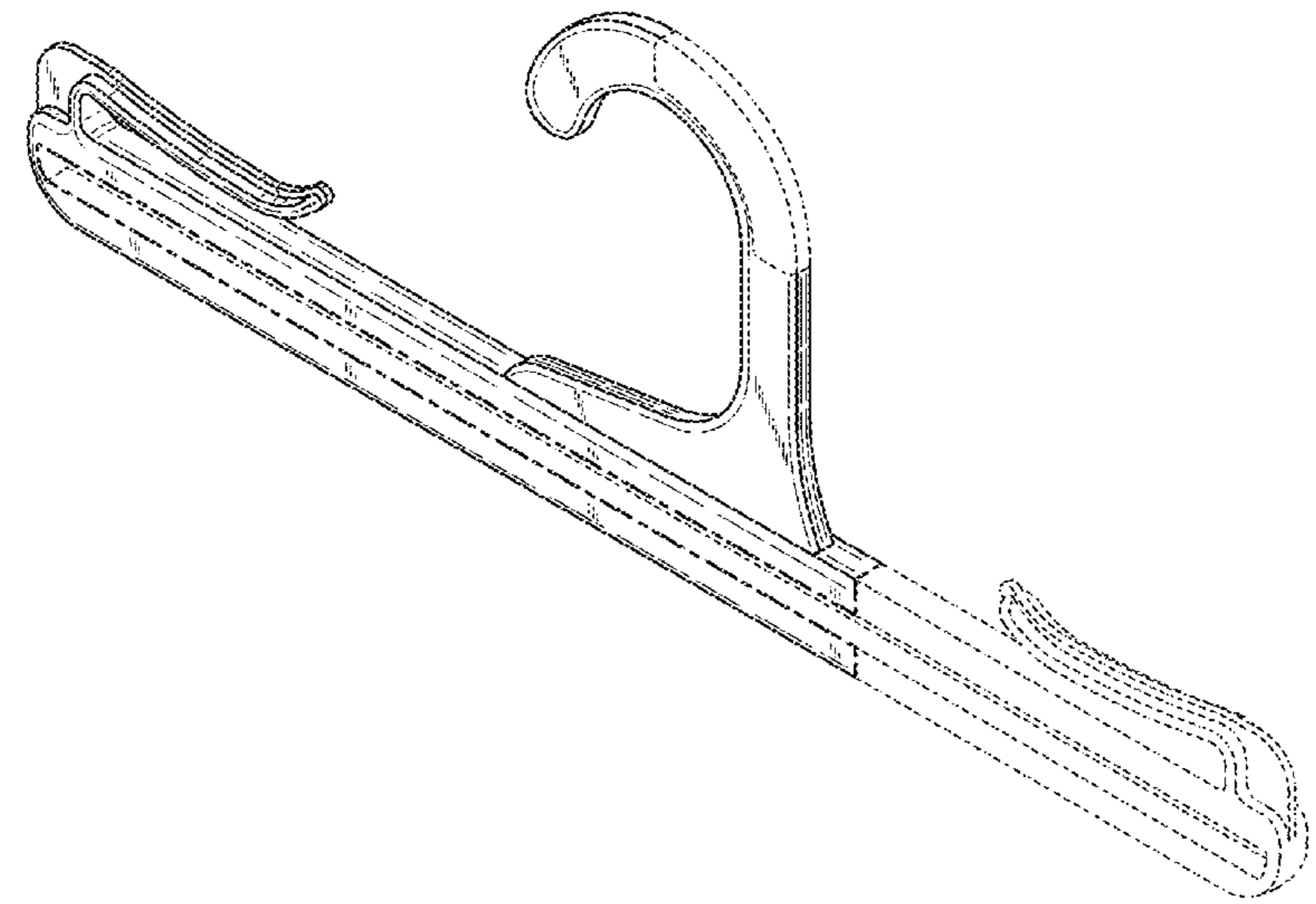
DESCRIPTION

FIG. 1 is a front, top perspective view of a hanger showing an embodiment of our new design; FIG. 2 is a rear, top perspective view thereof; FIG. 3 is a front view thereof; FIG. 4 is a rear view thereof; FIG. 5 is a left side view thereof; FIG. 6 is a right side view thereof; FIG. 7 is a top view thereof; and FIG. 8 is a bottom view thereof. FIG. 9 is a front, top perspective view of a hanger showing a second embodiment of our new design; FIG. 10 is a rear, top perspective view thereof; FIG. 11 is a front view thereof; FIG. 12 is a rear view thereof; FIG. 13 is a left side view thereof; FIG. 14 is a right side view thereof; FIG. 15 is a top view thereof; and, FIG. 16 is a bottom view thereof.

The features shown in broken lines are portions of the hanger forming no part of the claimed design. The features shown in long dash-short dash bolded broken lines indicate the bounds of the claimed design and otherwise form no part of the claimed design.

1 Claim, 10 Drawing Sheets

(56) **References Cited**
U.S. PATENT DOCUMENTS
2,723,787 A 11/1955 Bransdorf
3,013,706 A 12/1961 Morton
D193,746 S 10/1962 Cohen
D205,567 S 8/1966 Chambers
3,485,423 A 12/1969 Wagar et al.
3,731,857 A 5/1973 Haggar
4,157,782 A * 6/1979 Mainetti A47G 25/485
223/96
4,565,309 A 1/1986 Batts et al.



US D929,753 S

Page 2

(56)

References Cited

U.S. PATENT DOCUMENTS

5,083,691 A	1/1992	Handrick	6,715,650 B2	4/2004	Gouldson
5,129,557 A	7/1992	Kolton et al.	7,387,223 B2 *	6/2008	Misumi A47G 25/485 223/85
5,236,109 A	8/1993	Zuckerman	D608,548 S *	1/2010	Gouldson D6/326
D343,300 S	1/1994	Doyel	D613,513 S	4/2010	Boyko
5,361,949 A	11/1994	Petrou	7,757,909 B2 *	7/2010	Jones A47G 25/48 223/96
D362,553 S	9/1995	Hoepfner	D628,818 S	12/2010	Warren
D366,767 S	2/1996	Saliaris	D628,822 S	12/2010	Warren
5,562,237 A	10/1996	Saliaris	D679,912 S	4/2013	Cohen
5,573,151 A	11/1996	Fildan	D716,563 S	11/2014	Lee
5,632,423 A	5/1997	Louw	D826,582 S	8/2018	Clark et al.
5,778,575 A *	7/1998	Deupree A47G 25/48 223/85	D843,121 S	3/2019	Boles
D414,044 S	9/1999	Choi et al.	D846,289 S *	4/2019	Harding D6/326
6,006,964 A	12/1999	White	D846,290 S *	4/2019	Jones D6/326
6,047,867 A	4/2000	Heiber	D861,360 S *	10/2019	Clark D6/328
6,065,652 A	5/2000	Dooling-Sherman	D866,200 S *	11/2019	Losness D6/315
6,105,835 A	8/2000	Hatakeyama	D873,036 S	1/2020	Cunningham et al.
6,196,430 B1	3/2001	Gouldson	2001/0015361 A1	8/2001	Gouldson
6,250,523 B1	6/2001	Louw	2002/0113100 A1	8/2002	Gouldson
6,357,638 B2	3/2002	Gouldson	2003/0015558 A1	1/2003	Gouldson et al.
6,435,387 B1	8/2002	Gouldson et al.	2010/0193551 A1 *	8/2010	Gouldson A47G 25/48 223/91
6,467,659 B2	10/2002	Gouldson	2010/0213222 A1	8/2010	Boyko
6,516,980 B1	2/2003	Goldman	2015/0182055 A1 *	7/2015	Gouldson A47G 25/1435 223/85
6,588,634 B2	7/2003	Gouldson et al.			

* cited by examiner

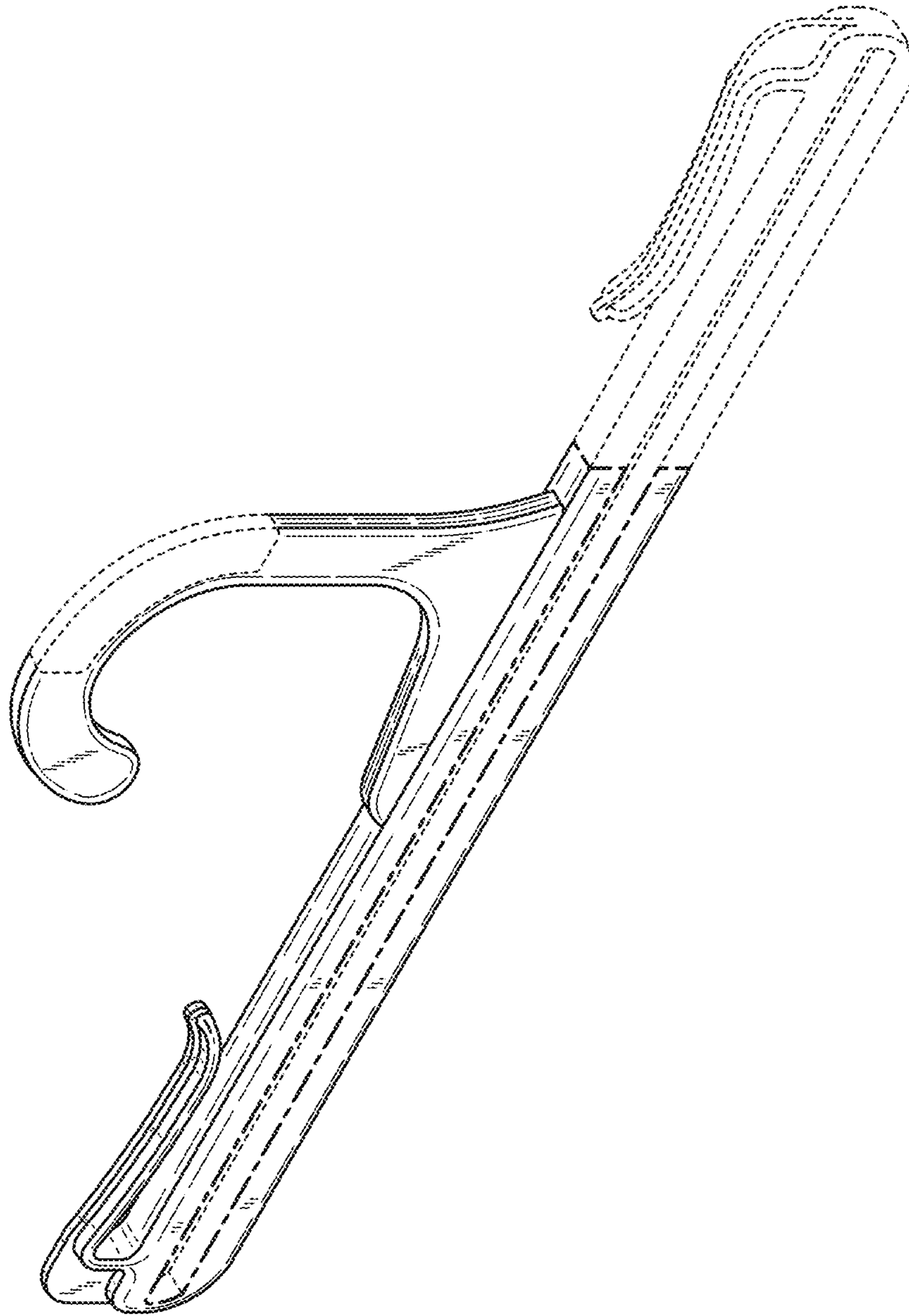


FIG. 1

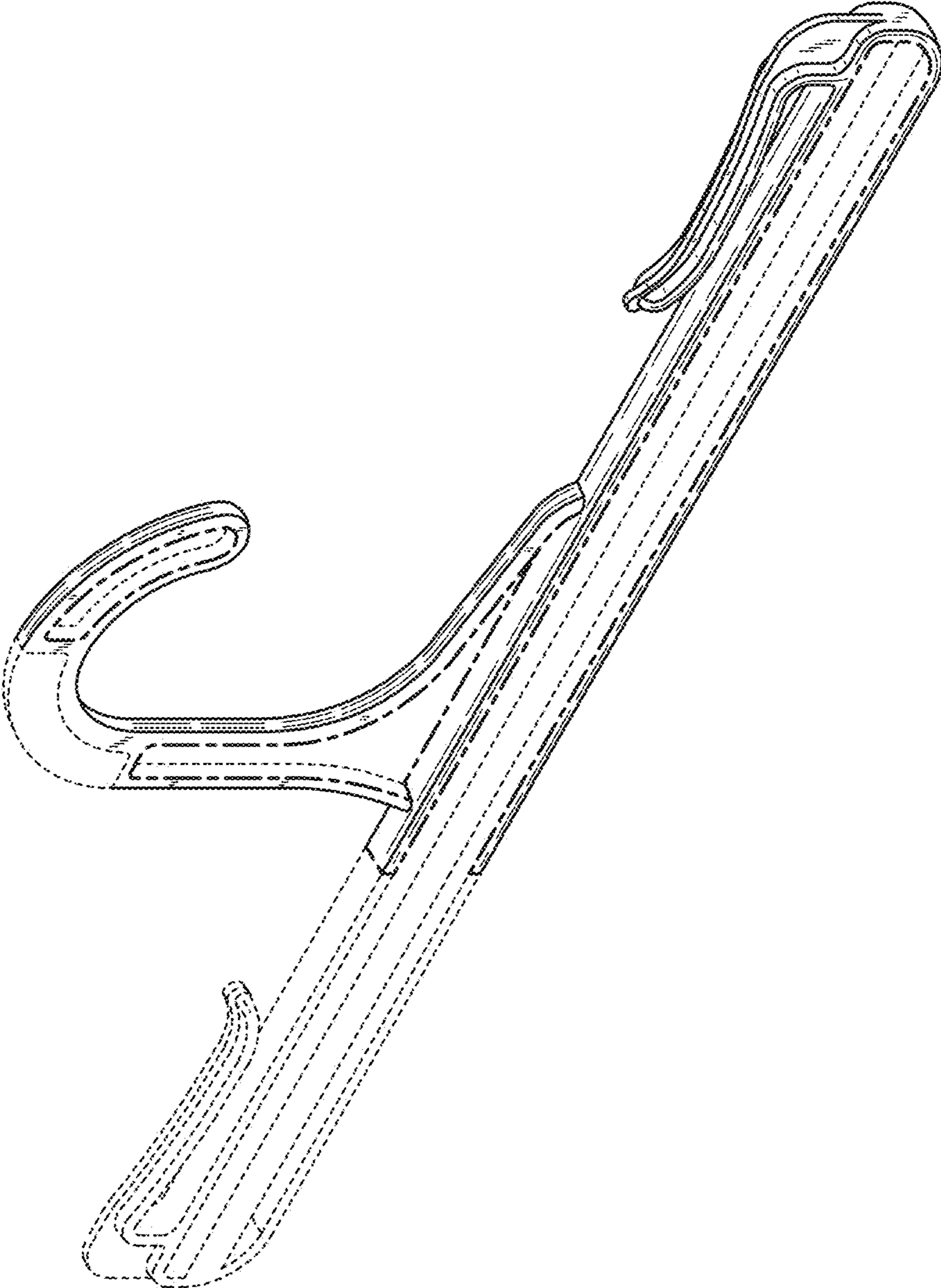


FIG. 2

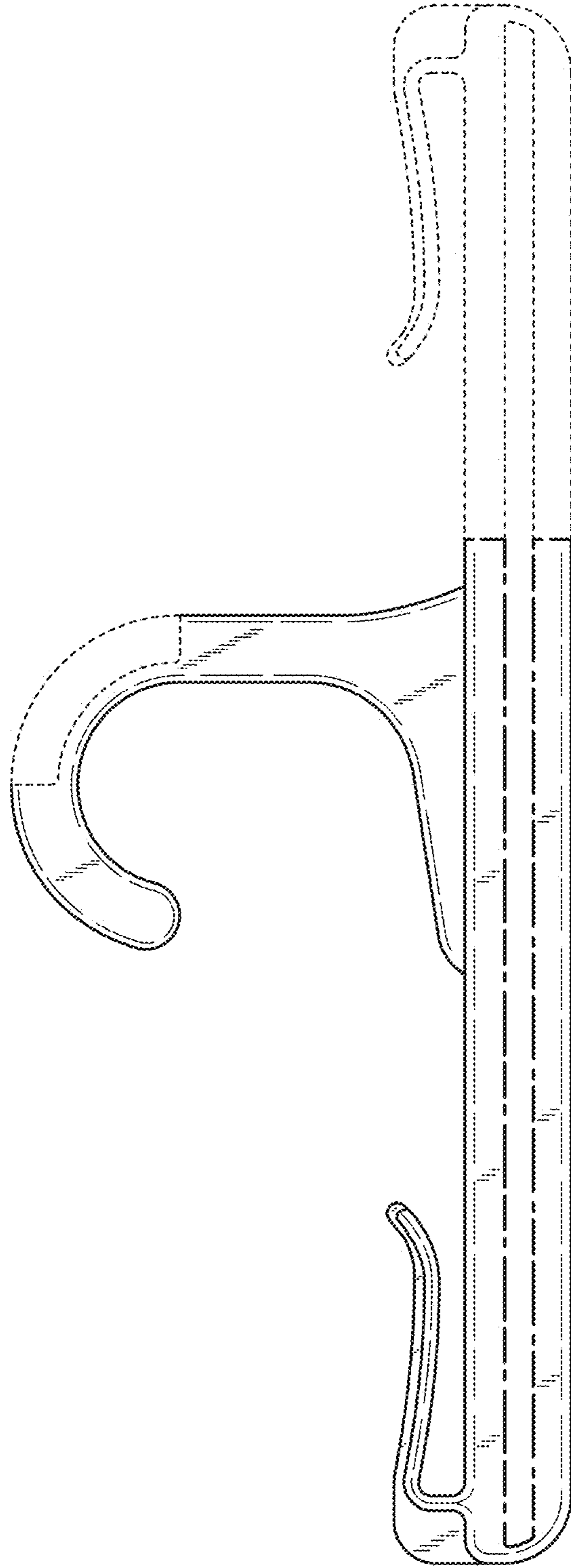


FIG. 3

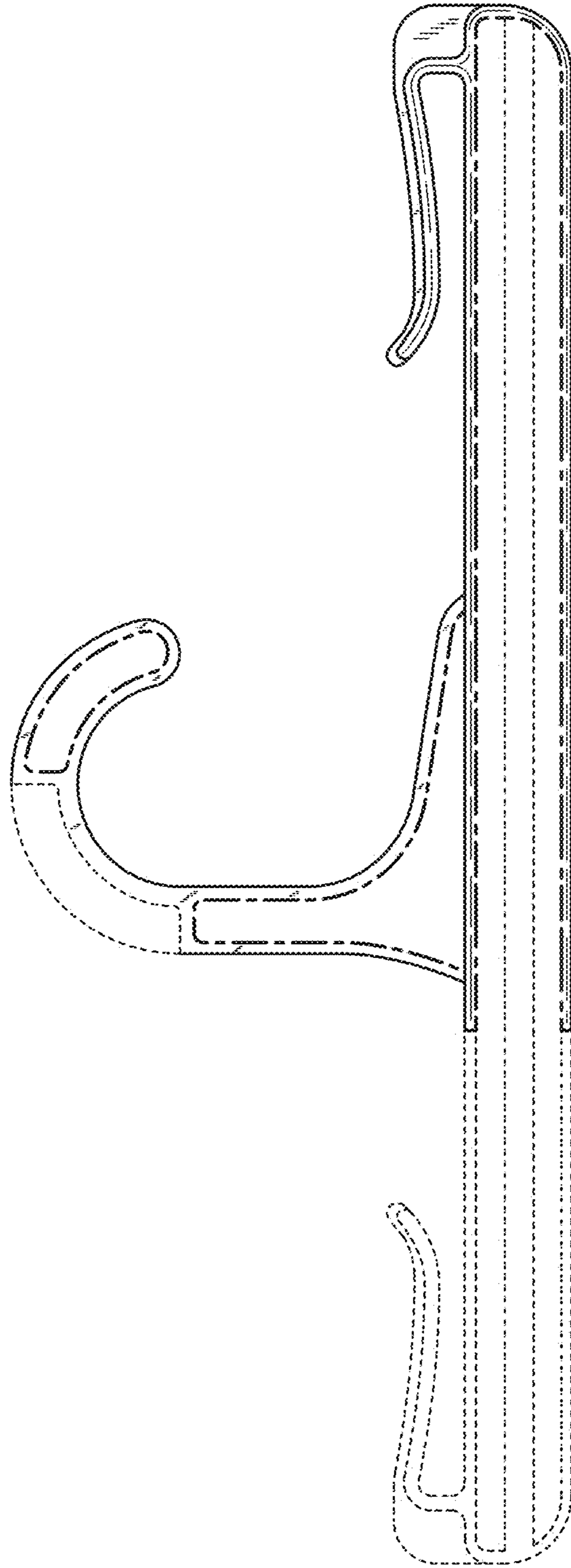


FIG. 4

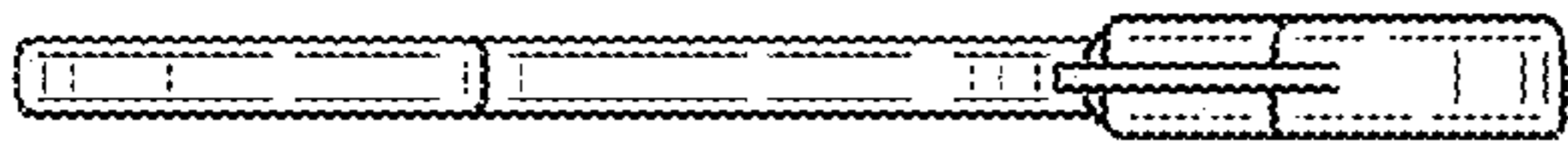


FIG. 5




FIG. 6



FIG. 7



FIG. 8

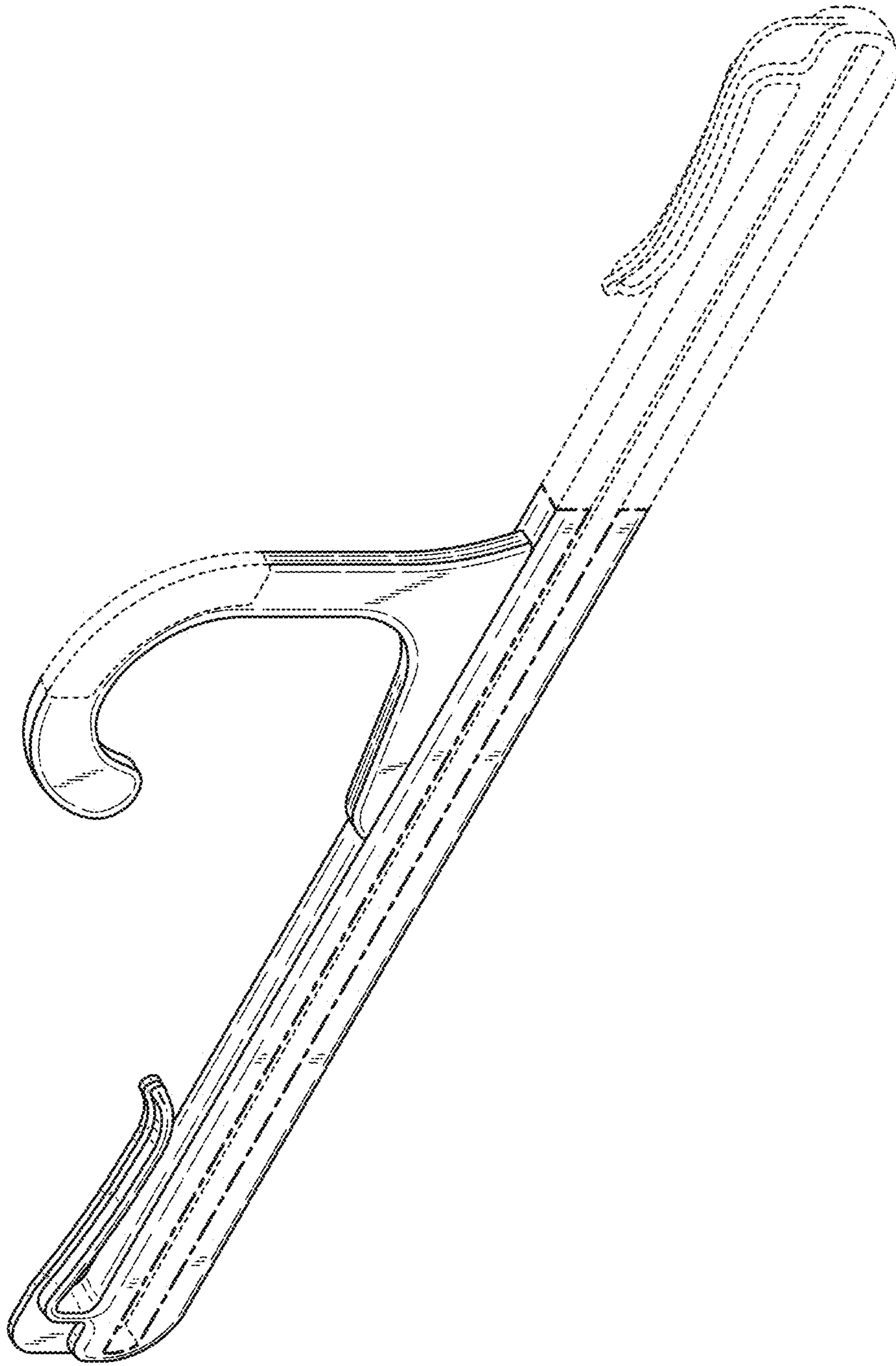


FIG. 9

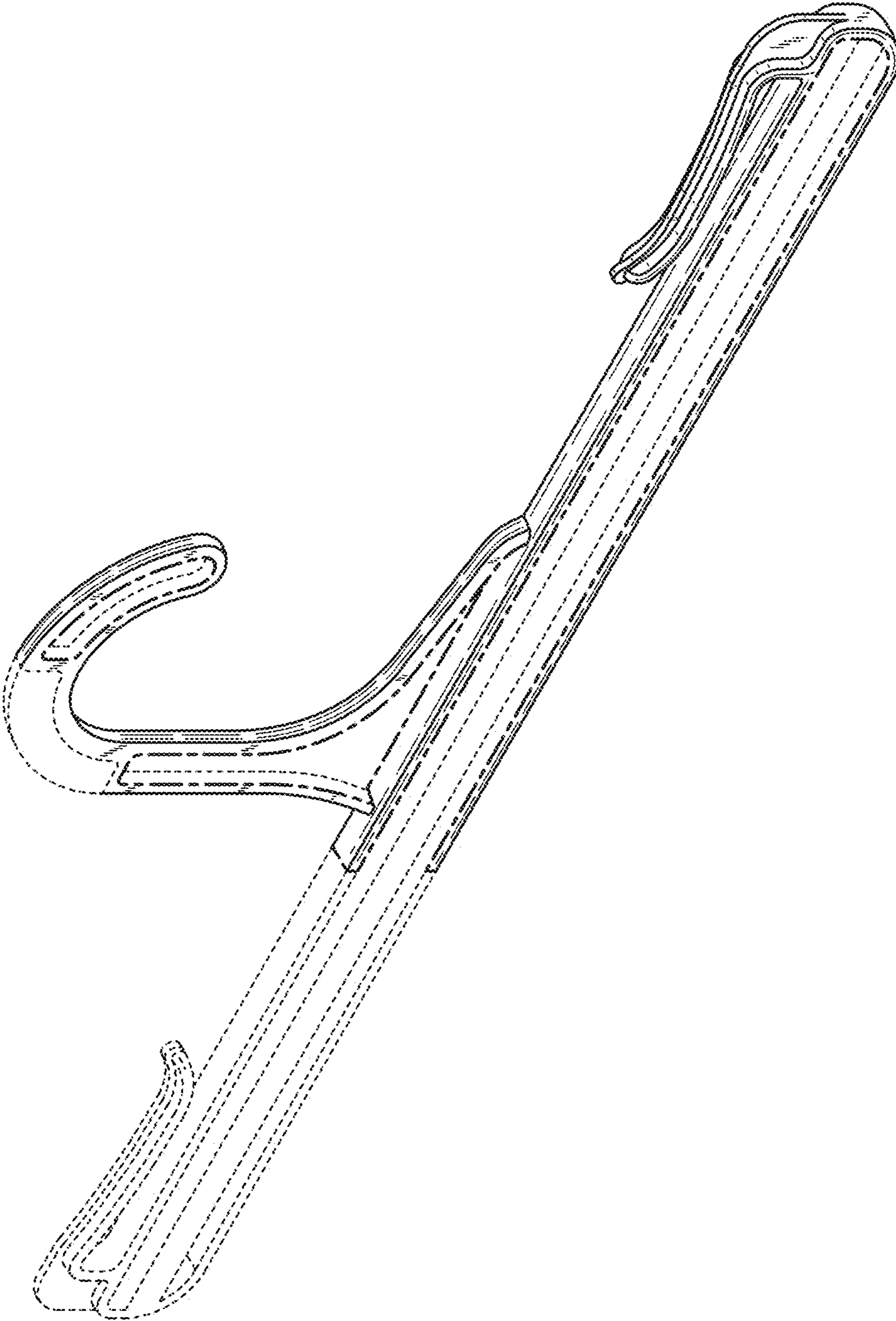


FIG. 10

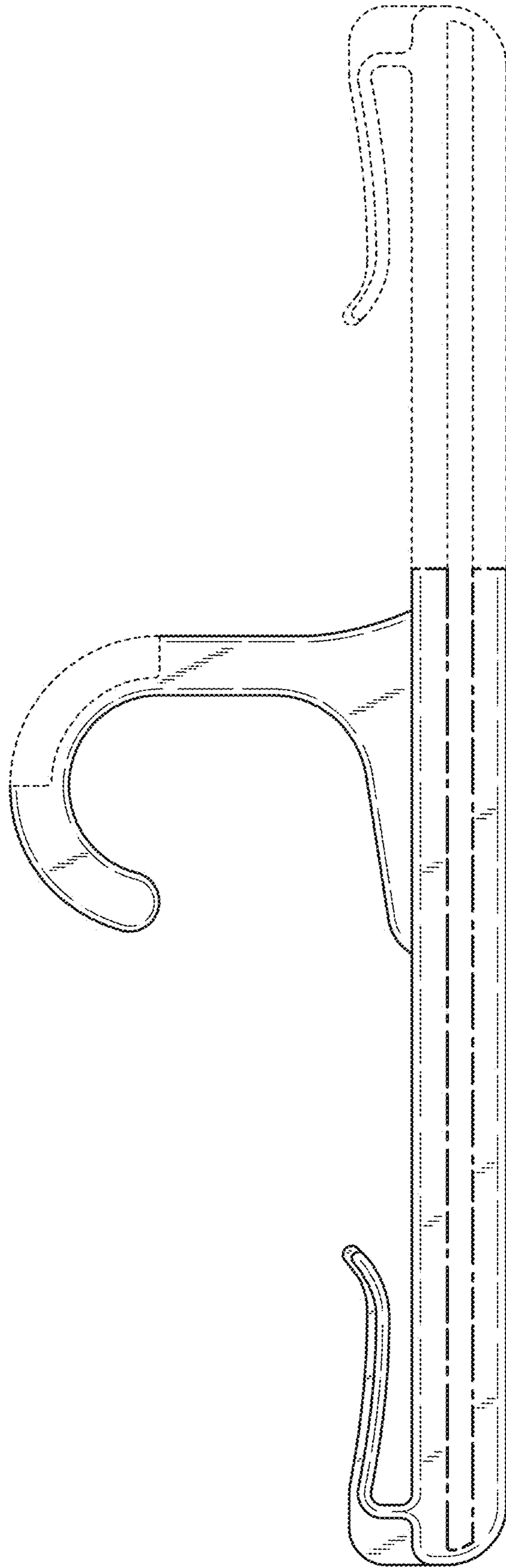


FIG. 11

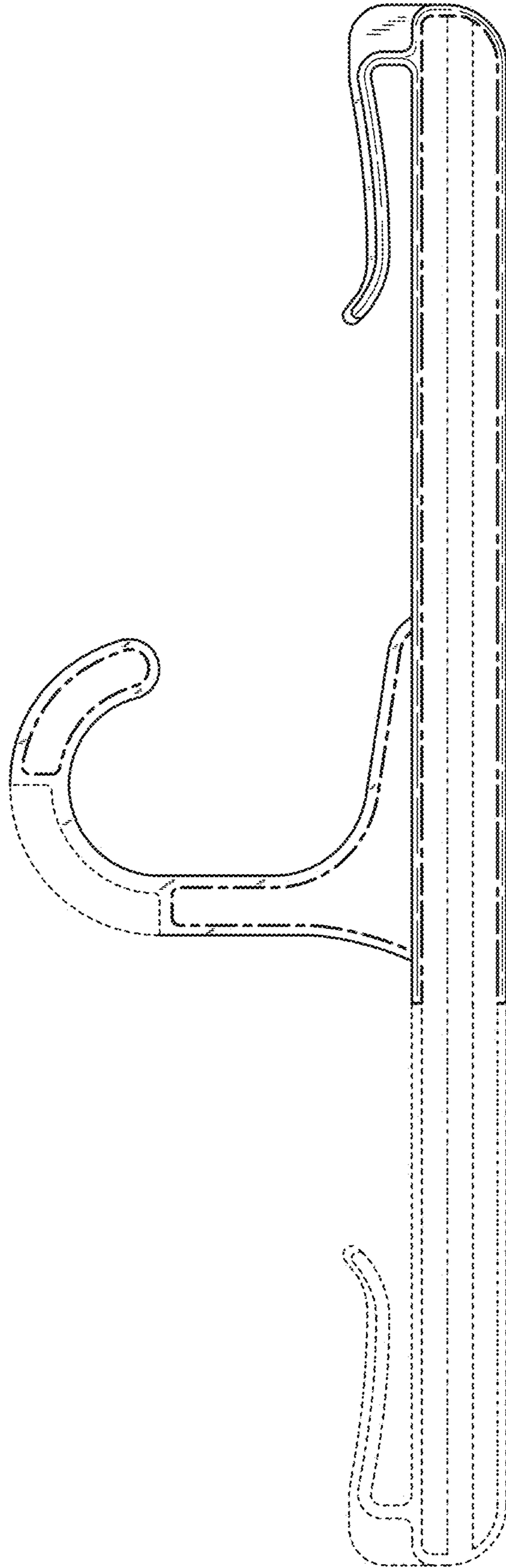


FIG. 12




FIG. 13




FIG. 14



FIG. 15



FIG. 16