



US00D929751S

(12) **United States Design Patent**  
**Berger**

(10) **Patent No.:** **US D929,751 S**

(45) **Date of Patent:** **\*\* Sep. 7, 2021**

(54) **TANK TOP HANGER**

(71) Applicant: **Andy L. Berger**, Des Plaines, IL (US)

(72) Inventor: **Andy L. Berger**, Des Plaines, IL (US)

(\*\*) Term: **15 Years**

(21) Appl. No.: **29/745,224**

(22) Filed: **Aug. 4, 2020**

(51) **LOC (13) Cl.** ..... **06-08**

(52) **U.S. Cl.**  
USPC ..... **D6/317; D6/315**

(58) **Field of Classification Search**  
USPC ..... D6/315-328  
CPC ..... A47G 25/14; A47G 25/28; A47G 25/26;  
A47G 25/30; A47G 25/36; A47G 25/50;  
A47G 25/442; A47G 25/483; A47G  
25/743; A47G 25/4023; A47F 5/0006  
See application file for complete search history.

(56) **References Cited**

**U.S. PATENT DOCUMENTS**

D162,261 S *	2/1951	Tuma	.....	D6/317
D164,710 S *	10/1951	Perry	.....	D6/319
D242,414 S *	11/1976	Salladay	.....	D6/315
5,934,524 A *	8/1999	Gray	.....	A47G 25/743
				223/85
D668,880 S *	10/2012	Lewis	.....	D6/318

D704,458 S *	5/2014	Berger	.....	D6/315
D717,551 S *	11/2014	Berger	.....	D6/328
D805,792 S *	12/2017	So	.....	D6/317
D830,707 S *	10/2018	Tsai	.....	D6/317
D836,923 S *	1/2019	Zeng	.....	D6/315
D864,558 S *	10/2019	Heroux	.....	D3/215
2013/0087587 A1 *	4/2013	Hickey	.....	A47G 25/18
				223/88

\* cited by examiner

*Primary Examiner* — Lauren R Calve

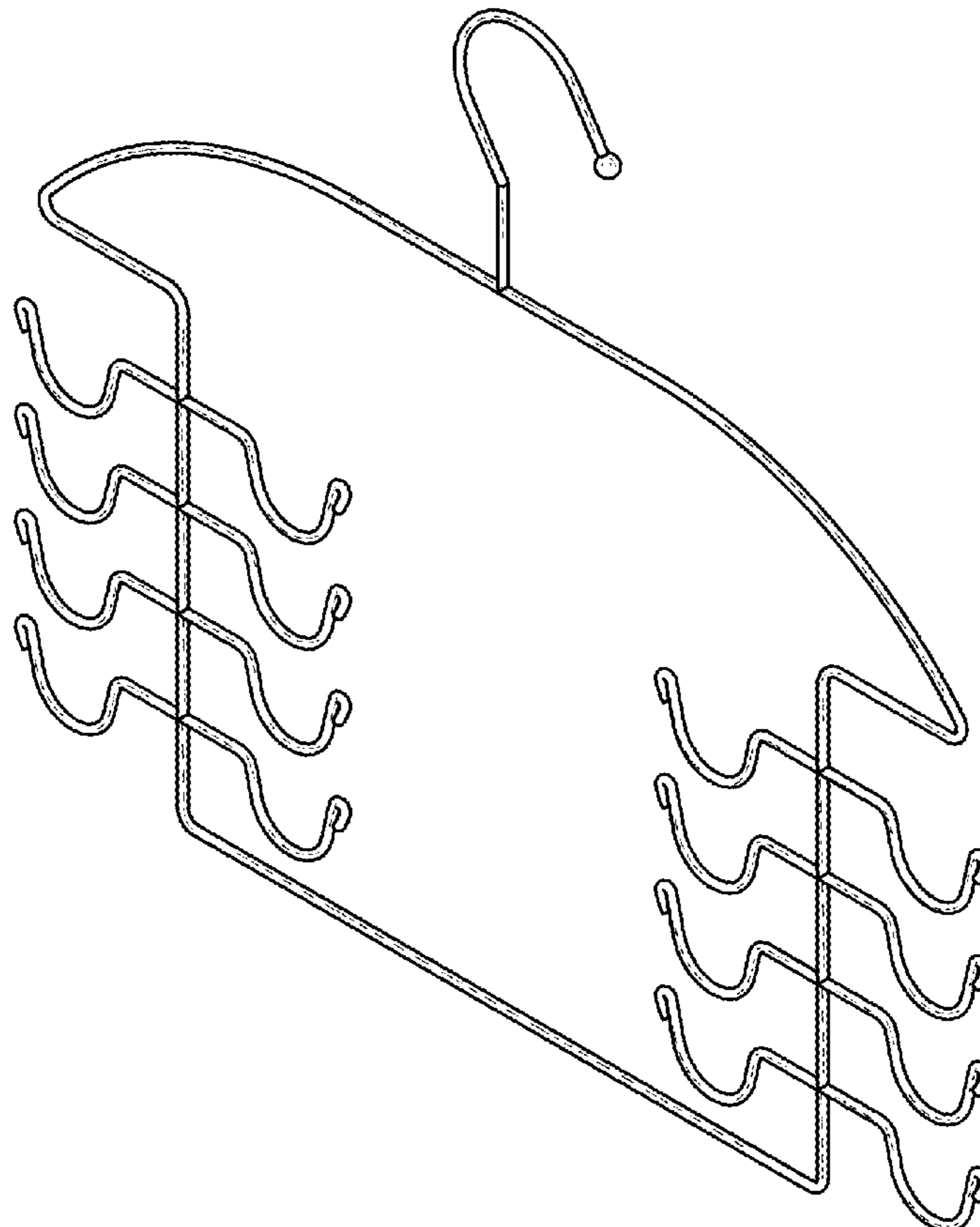
(57) **CLAIM**

The ornamental design for a tank top hanger, as shown and described.

**DESCRIPTION**

FIG. 1 is a top-front-left perspective view of a tank top hanger showing my new design;  
FIG. 2 is a bottom-rear-right perspective view thereof;  
FIG. 3 is a front elevated view thereof;  
FIG. 4 is a rear elevated view thereof;  
FIG. 5 is a top plan view thereof;  
FIG. 6 is a bottom plan view thereof;  
FIG. 7 is a right elevated view thereof; and,  
FIG. 8 is a left elevated view thereof.

**1 Claim, 8 Drawing Sheets**



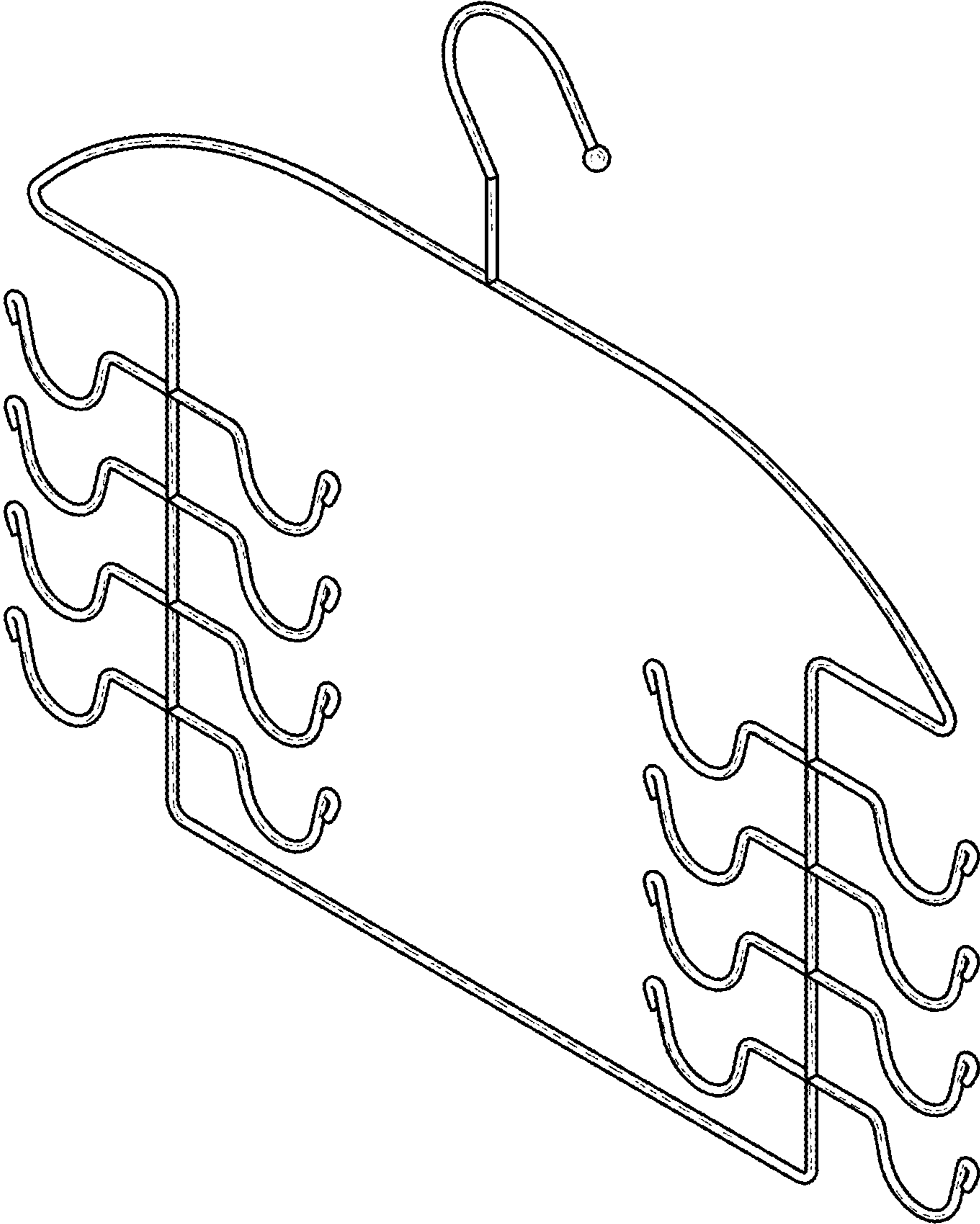


FIG. 1

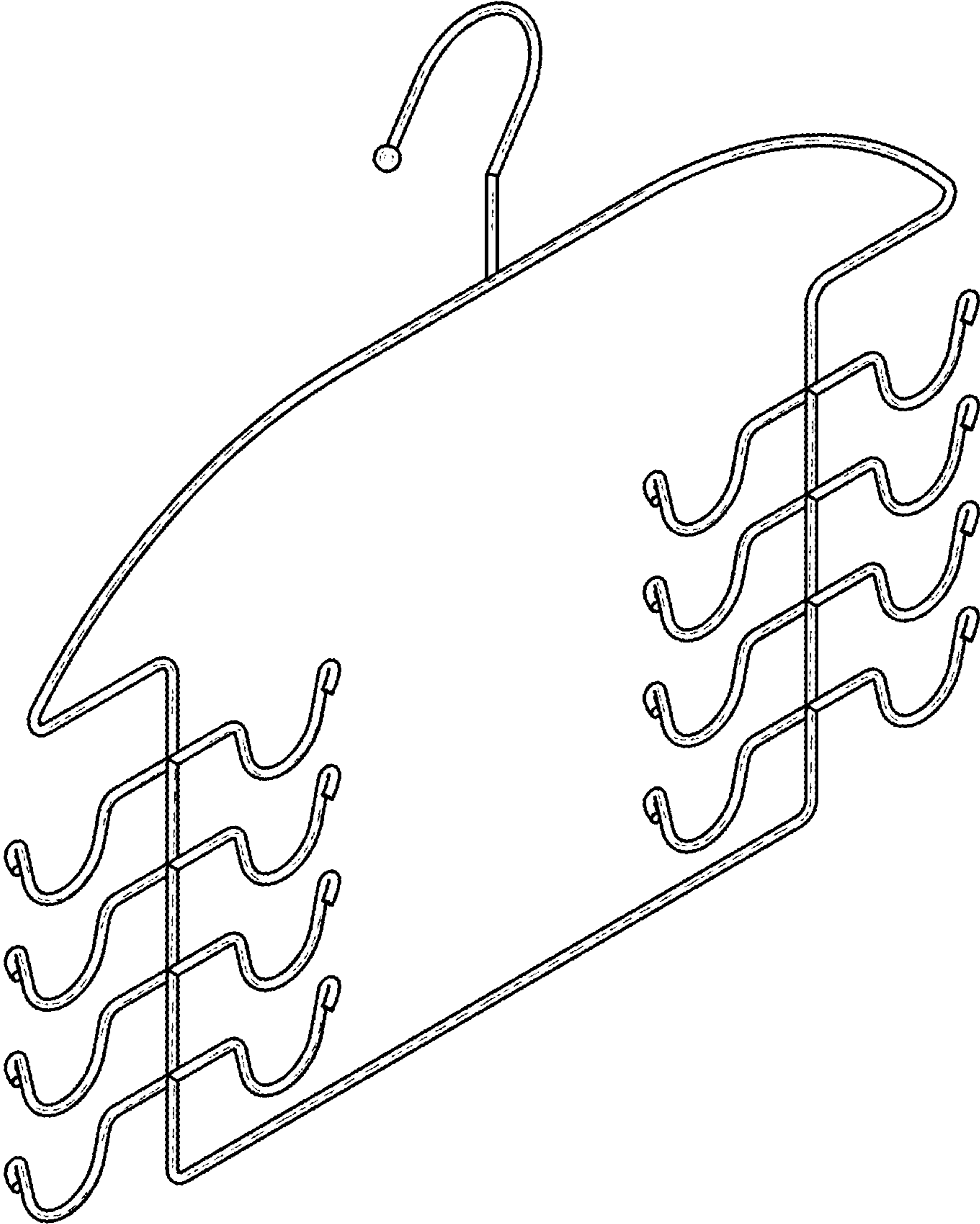


FIG. 2

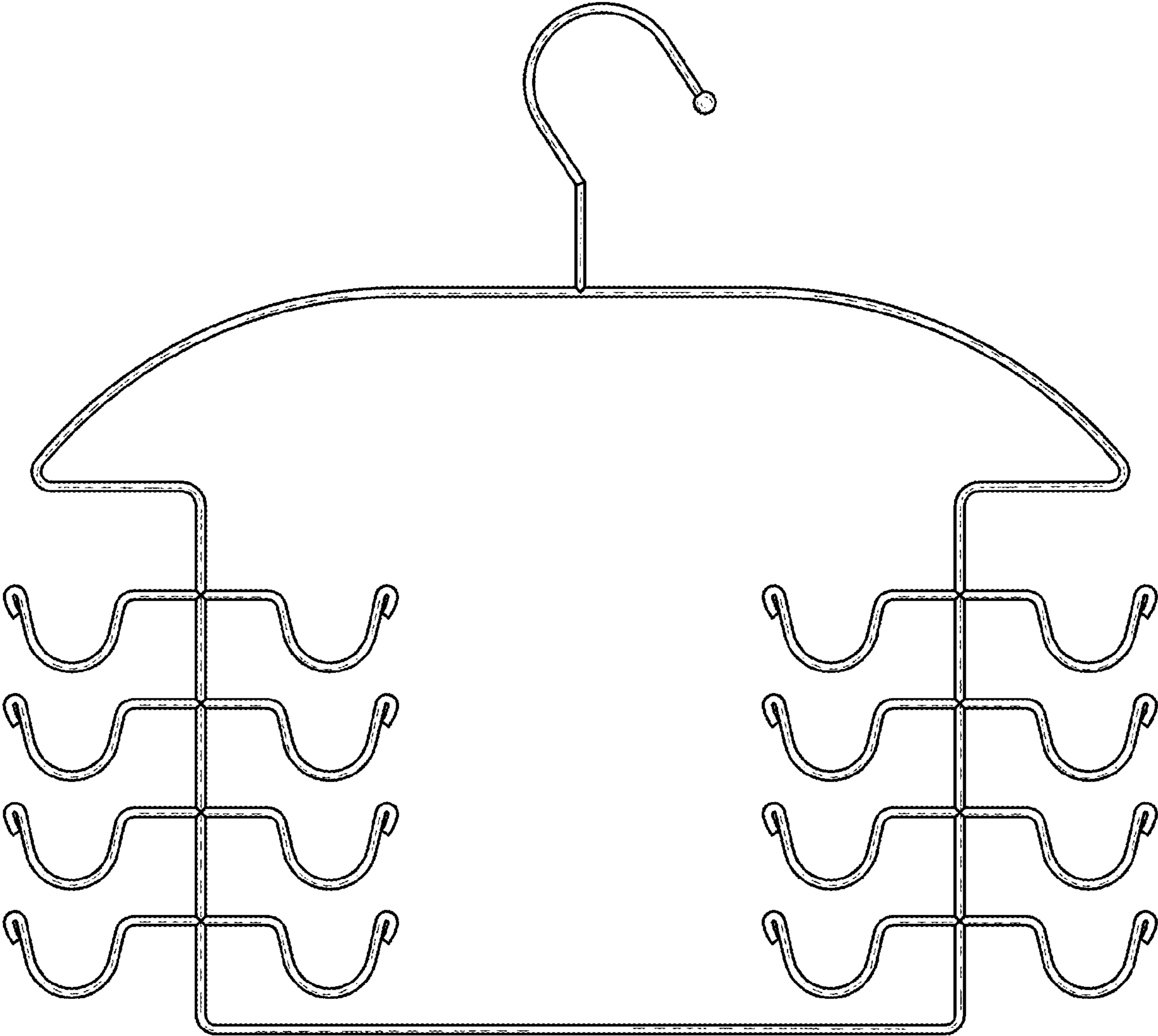


FIG. 3

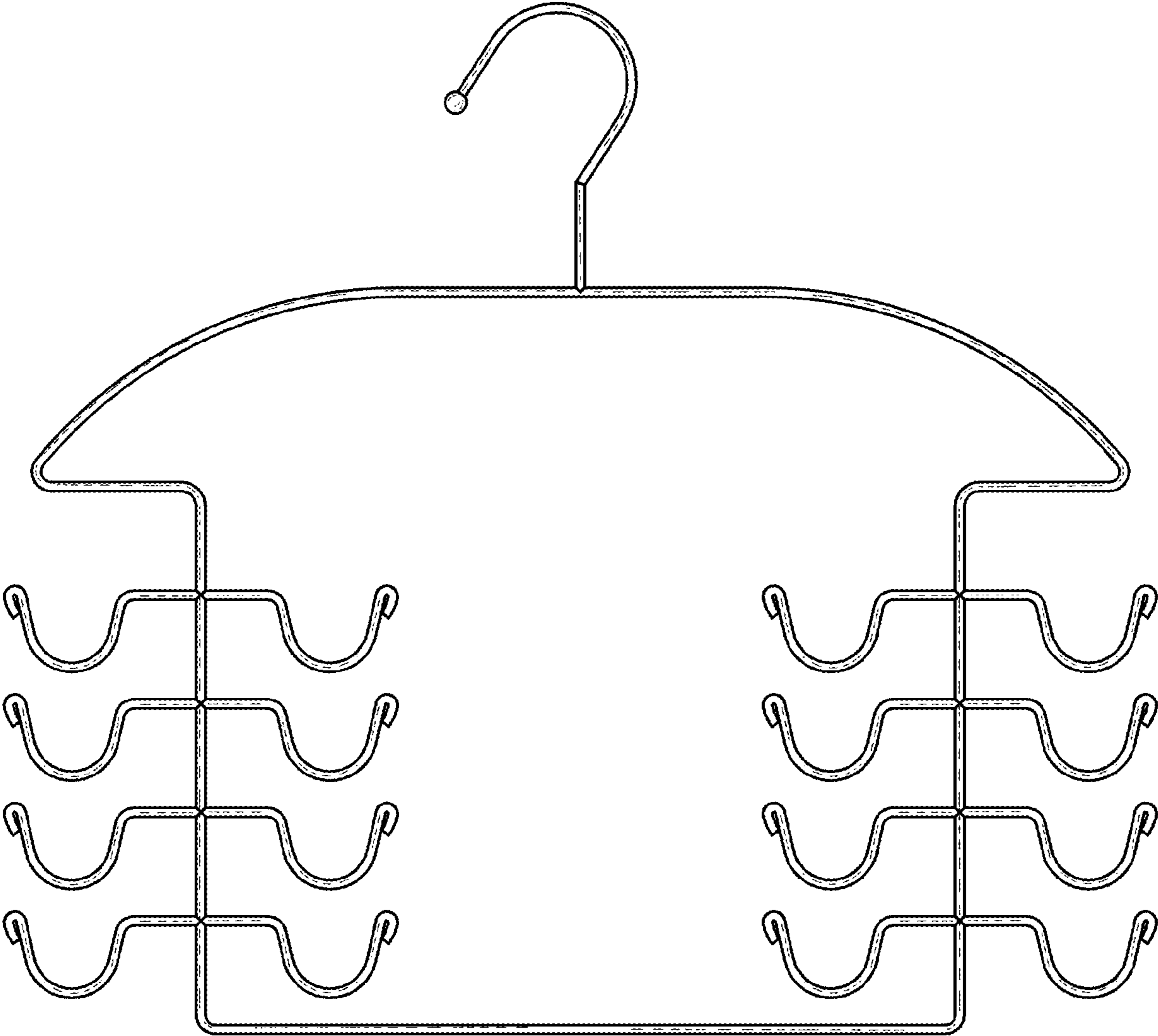


FIG. 4



FIG. 5





FIG. 6



FIG. 7





FIG. 8