



US00D929750S

(12) **United States Design Patent** (10) **Patent No.:** **US D929,750 S**
Xu (45) **Date of Patent:** **** Sep. 7, 2021**

(54) **MIRROR**

FOREIGN PATENT DOCUMENTS

(71) Applicant: **AN HUI MAO XIN HOUSEHOLD CRAFTS CO., LTD**, Suzhou (CN)

CN 305007199 * 1/2019
CN 305258696 * 7/2019
CN 305520053 * 12/2019

(72) Inventor: **Yan Xu**, Yiwu (CN)

OTHER PUBLICATIONS

(**) Term: **15 Years**

(21) Appl. No.: **29/748,550**

(22) Filed: **Aug. 31, 2020**

(51) **LOC (13) Cl.** **06-07**

(52) **U.S. Cl.**
USPC **D6/309**

(58) **Field of Classification Search**
USPC D6/300–314
CPC .. A47G 1/00; A47G 2001/002; F21V 33/004;
A45D 42/10

See application file for complete search history.

“MUAUSU Round Decorative Wall Mirror—Gorgeous Luxury Mirrors for Bedroom Livingroom Hallway 31.5"×31.5"”, Amazon, Jun. 6, 2020. [* cited by examiner](https://www.amazon.com/dp/B086SP5VLW/ref=sspa_dk_detail_6?psc=1&pd_rd_i=B086SP5VLW&pd_rd_w=Gj8r1&pf_rd_p=4269e1a0-a218-4fbd-9748-1cd337d2f2a5&pd_rd_wg=61sox&pf_rd_r=6YBZHE30KDMAETZJ0Y&pd_rd_r=3b9c941c-86b1-487e-8e99-d1db1e1f6495&spLa=ZW5jcnlwdGVkUXVhbGlmaWVyPUFMNVFTWVJTE1ZV1kmZW5jcnlwdGVkSWQ9QTAYOTI1NjQzTU5YMzhEWFZHMdMyJmVuY3J5cHRIZEFkSWQ9QT A5Njk2MzIXSTJTWVZVUWFhHMzAmd2lkZ2V0TmFtZT1zcF9kZXRhaWwmYWN0aW9uPWNsaWNrUmVkaXJlY3QmZG9Ob3R Mb2dDbGljaz10cnV (Year: 2020).*</p></div>
<div data-bbox=)

Primary Examiner — Deanna L Pratt

(56) **References Cited**

(57) **CLAIM**

U.S. PATENT DOCUMENTS

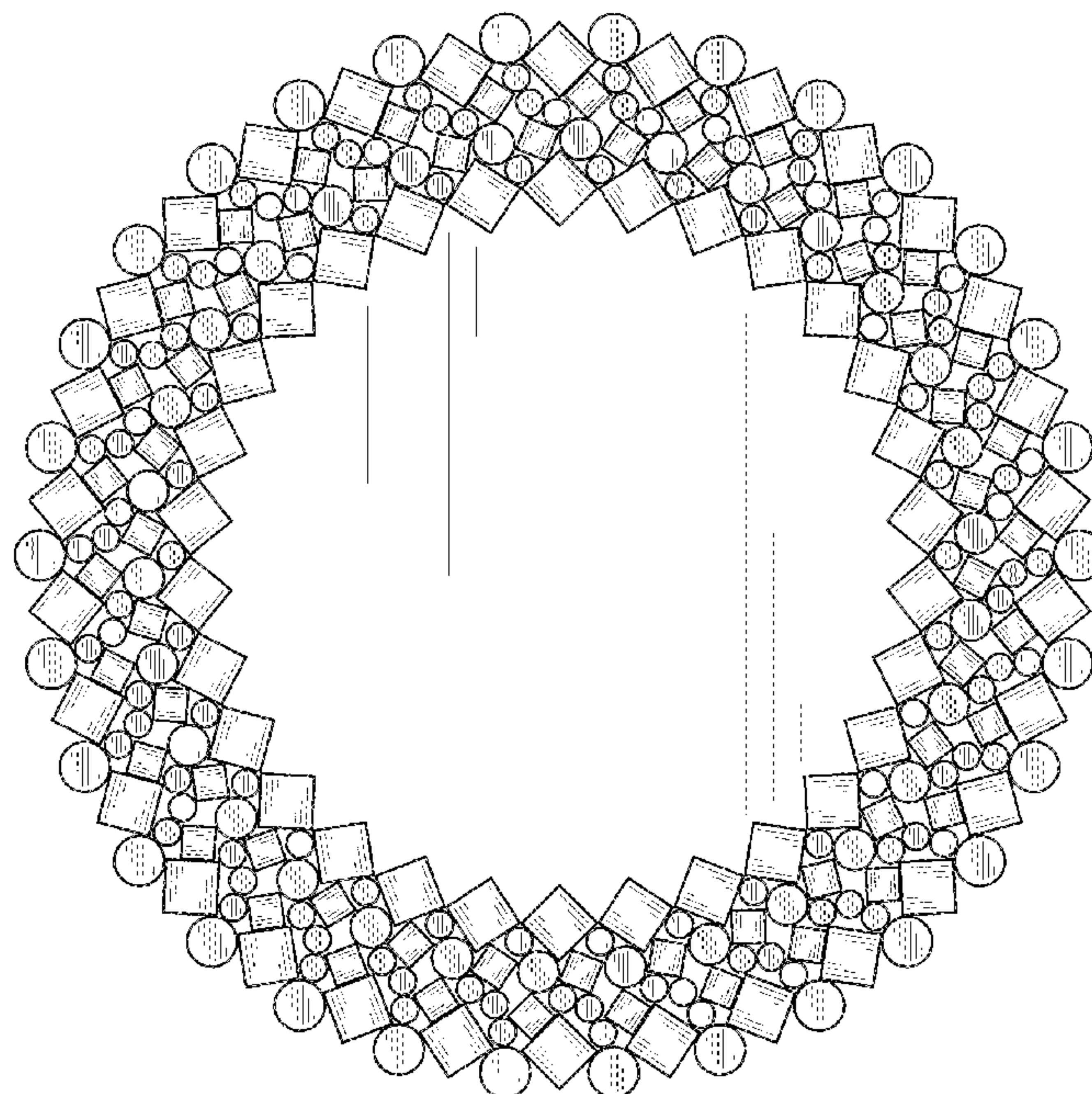
The ornamental design for a mirror, as shown and described.

D239,998 S *	5/1976	Barber, Sr.	D6/300
D365,689 S *	1/1996	Ramirez	D6/300
D438,021 S *	2/2001	Aguilar	D6/300
D458,035 S *	6/2002	O'Hare	D6/300
D462,842 S *	9/2002	Aguilar	D6/300
D534,359 S	1/2007	Mayer	
D578,777 S *	10/2008	Lee	D6/309
D580,184 S	11/2008	Svensen et al.	
D719,747 S	12/2014	Mischel, Jr. et al.	
D748,401 S *	2/2016	Baylar	D6/309
D756,671 S *	5/2016	Maddox	D6/300
D757,453 S *	5/2016	Palomba	D6/309
D872,487 S *	1/2020	Choi	D6/309
D874,063 S *	1/2020	Babayan	D28/64.6

DESCRIPTION

FIG. 1 is a first perspective view of a mirror showing my new design;
FIG. 2 is a second perspective view thereof;
FIG. 3 is a front view thereof;
FIG. 4 is a back view thereof;
FIG. 5 is a left side view thereof;
FIG. 6 is a right side view thereof;
FIG. 7 is a top view thereof; and,
FIG. 8 is a bottom view thereof.

1 Claim, 8 Drawing Sheets



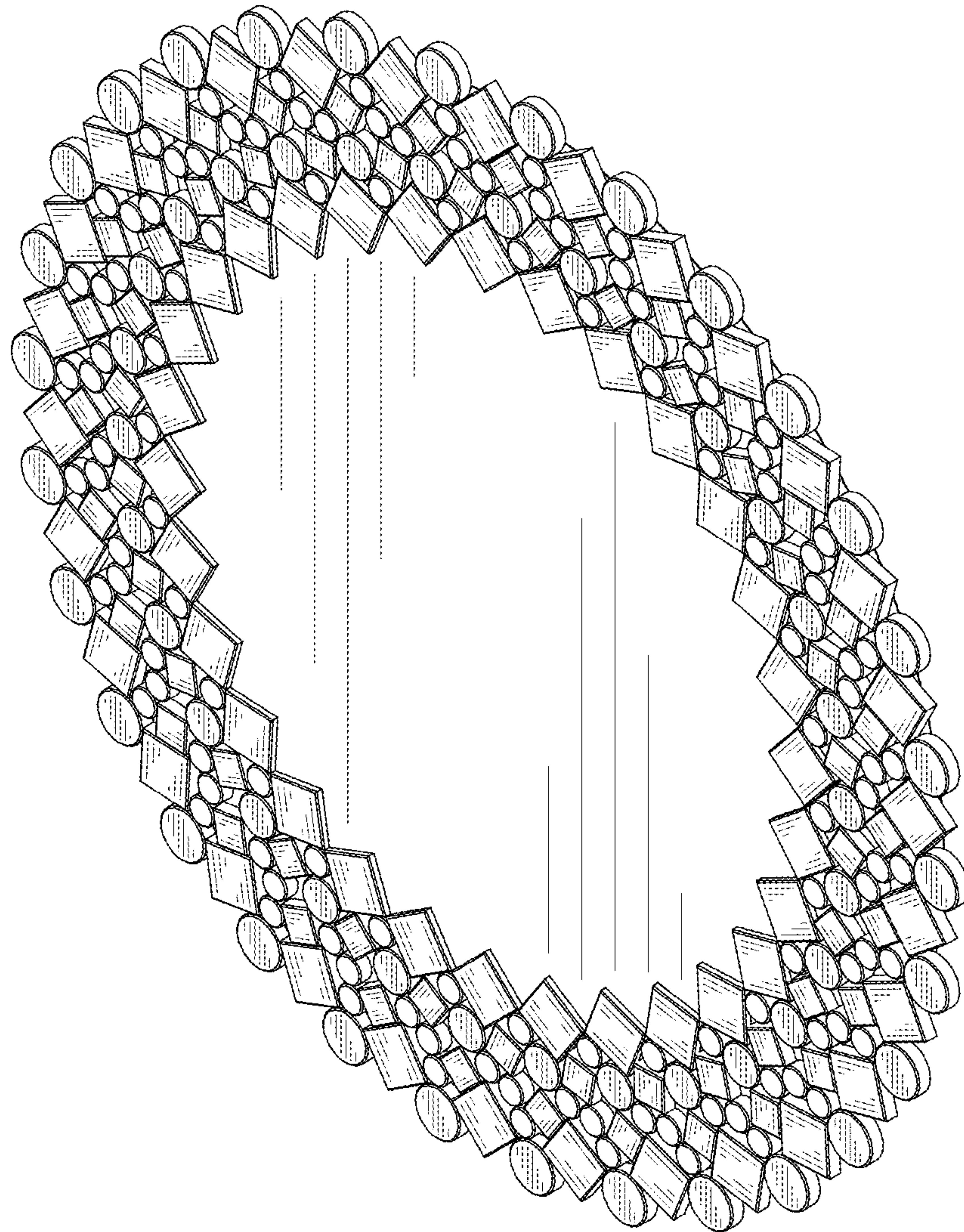


FIG. 1

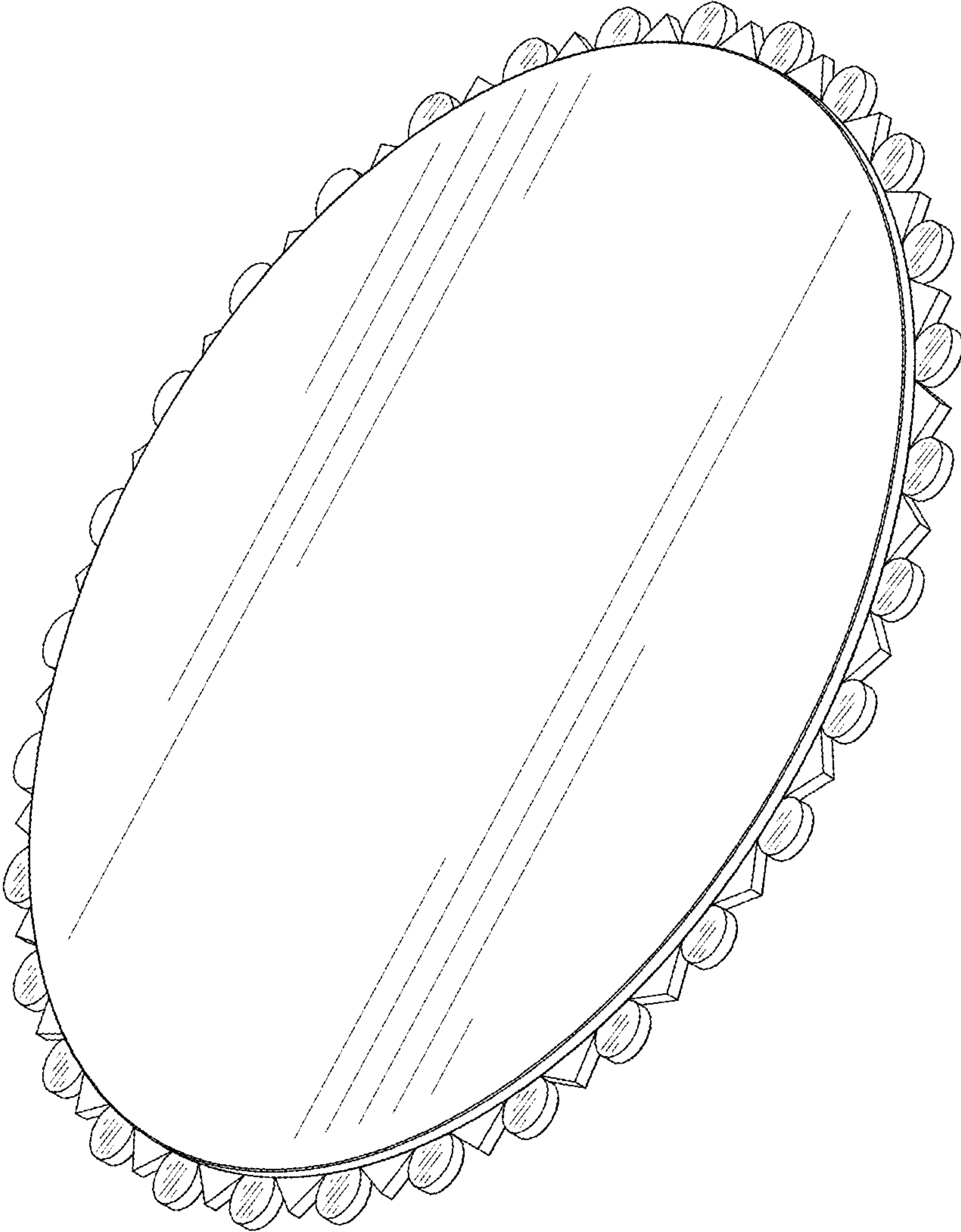


FIG. 2

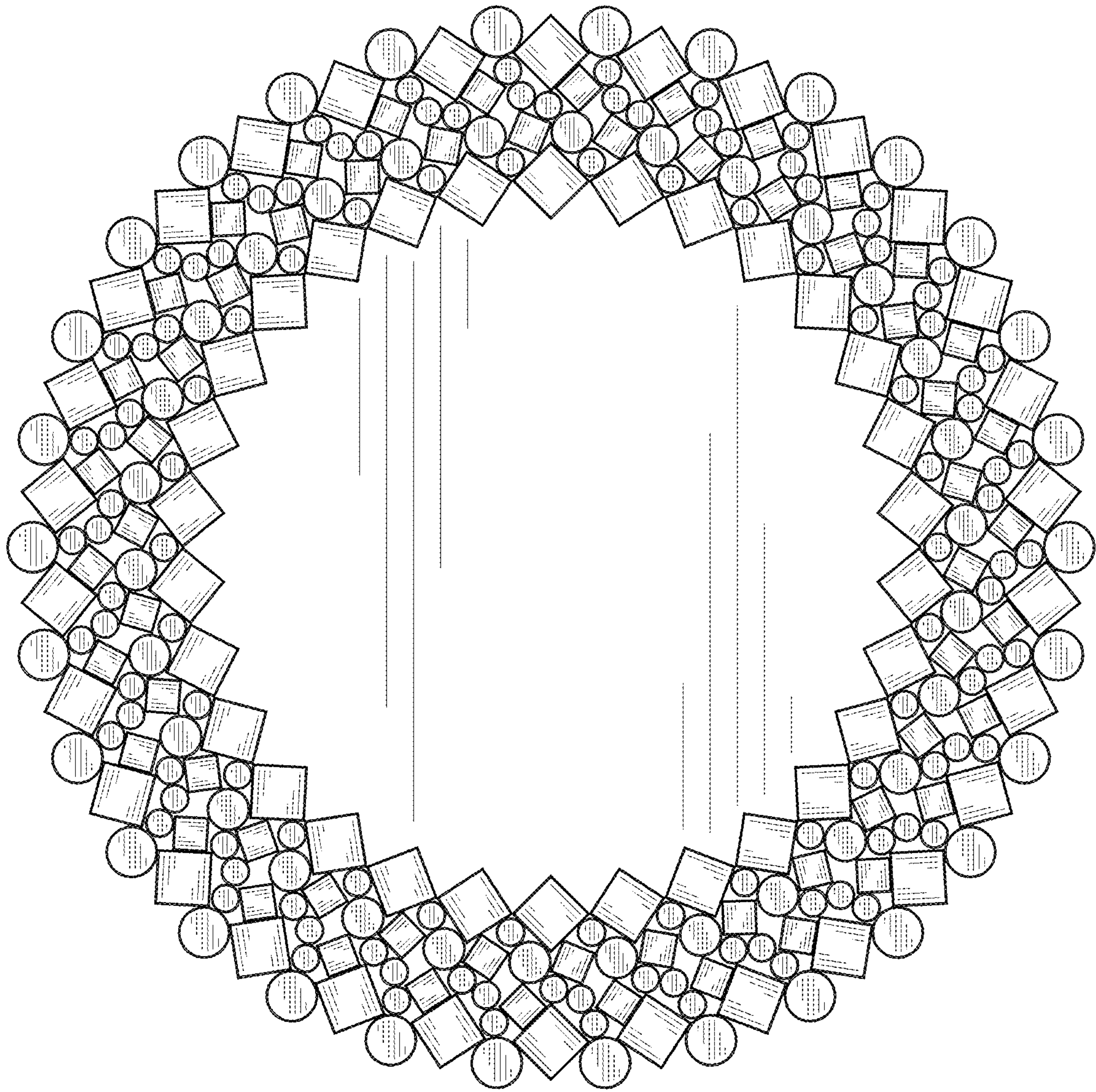


FIG. 3

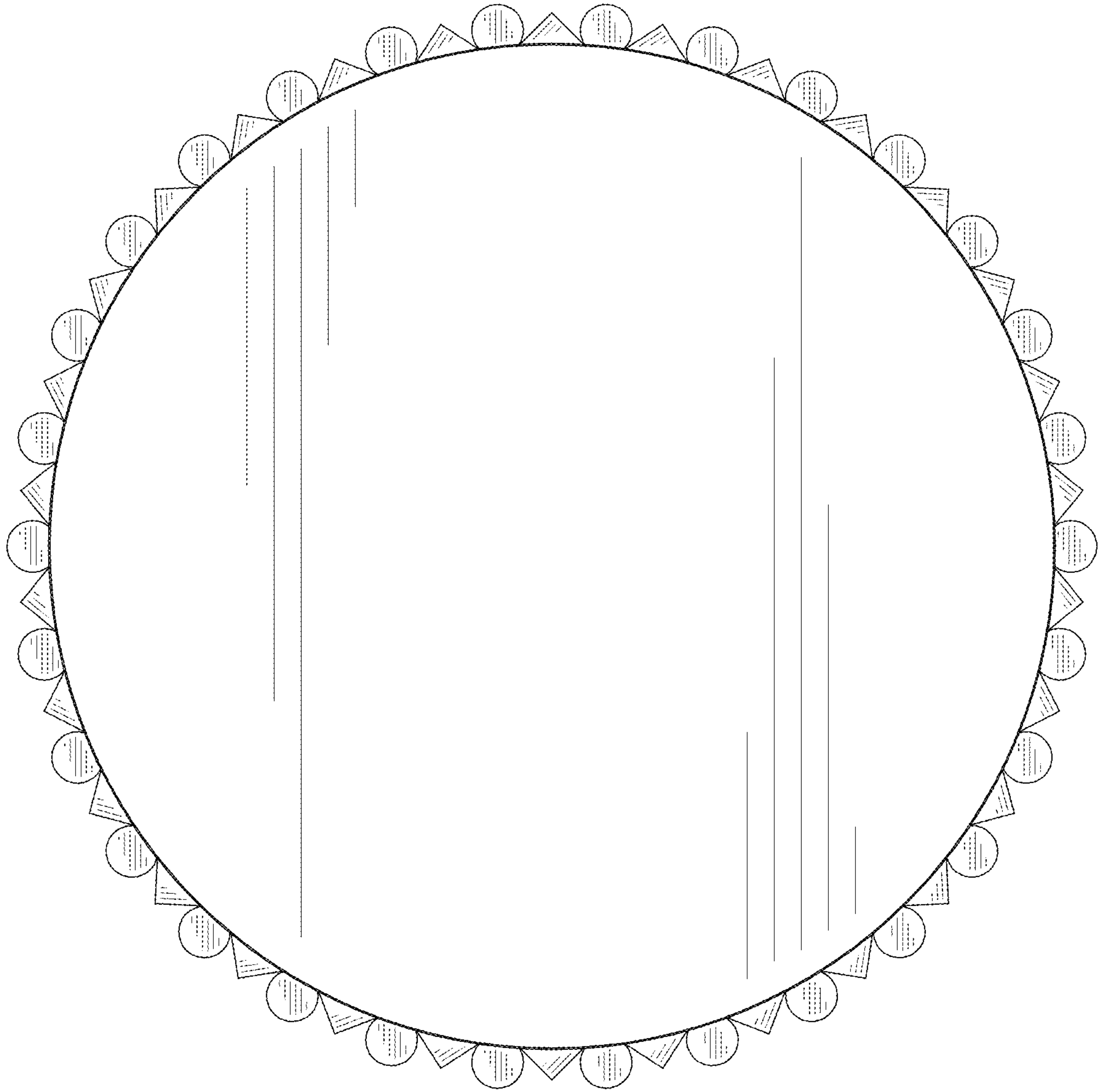


FIG. 4



FIG. 5

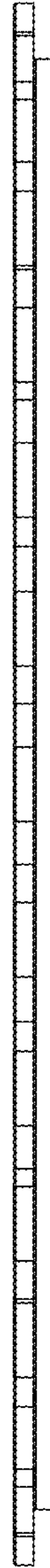


FIG. 6



FIG. 7

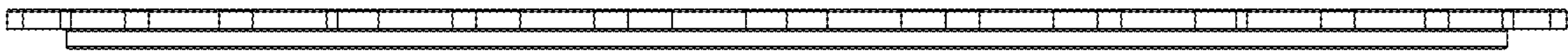


FIG. 8