



US00D929722S

(12) **United States Design Patent**  
**Hendrix et al.**

(10) **Patent No.:** **US D929,722 S**

(45) **Date of Patent:** **\*\* Sep. 7, 2021**

(54) **SOLE FOR FOOTWEAR**

(71) Applicant: **Parasole Advanced Recovery, LLC**,  
San Francisco, CA (US)

(72) Inventors: **Anthony D. Hendrix**, San Francisco,  
CA (US); **Stephanie L. Brown**, San  
Francisco, CA (US)

(73) Assignee: **FLY KYTIN CORP.**, San Francisco,  
CA (US)

(\*\*) Term: **15 Years**

(21) Appl. No.: **29/691,296**

(22) Filed: **May 15, 2019**

(51) **LOC (13) Cl.** ..... **02-04**

(52) **U.S. Cl.**  
USPC ..... **D2/959**; D2/947; D2/951; D2/956

(58) **Field of Classification Search**  
USPC ..... D2/902, 906, 908, 916, 918, 925,  
D2/946-962, 972, 977; 36/3 B, 22 R,  
36/24.5, 25 R, 28, 32 R, 34 R, 59 C,  
36/67 A, 103

CPC ..... A43B 13/00; A43B 13/02; A43B 13/023;  
A43B 13/026; A43B 13/04; A43B 13/08;  
A43B 13/10; A43B 13/12; A43B 13/14;  
A43B 13/141; A43B 13/143; A43B  
13/16; A43B 13/18; A43B 13/181; A43B  
13/187; A43B 13/189; A43B 13/20; A43B  
13/22; A43B 13/223; A43B 13/24; A43B  
13/28; A43B 13/30; A43B 13/32; A43B  
13/34; A43B 13/36

See application file for complete search history.

(56) **References Cited**

**U.S. PATENT DOCUMENTS**

1,663,587 A \* 3/1928 Dunbar ..... B29D 35/122  
264/236

5,157,791 A 10/1992 Woodson et al.

5,483,703 A 1/1996 Williams  
D402,451 S \* 12/1998 Wunsch ..... D2/959  
D433,558 S \* 11/2000 Matis ..... D2/947  
D595,942 S \* 7/2009 White ..... D2/961  
D613,043 S \* 4/2010 Walton ..... D2/902  
D658,357 S \* 5/2012 Kasprzak ..... D2/956  
D773,162 S \* 12/2016 Lane, III ..... D2/960  
D796,805 S \* 9/2017 Raysse ..... D2/953  
D808,136 S \* 1/2018 Taestensen ..... A43B 13/125  
D2/951  
D811,708 S \* 3/2018 Diard ..... D2/959  
10,016,013 B2 \* 7/2018 Kormann ..... A43B 5/14

(Continued)

**FOREIGN PATENT DOCUMENTS**

EP 3155917 4/2017

*Primary Examiner* — T Chase Nelson

(74) *Attorney, Agent, or Firm* — Hayes Soloway P.C.

(57) **CLAIM**

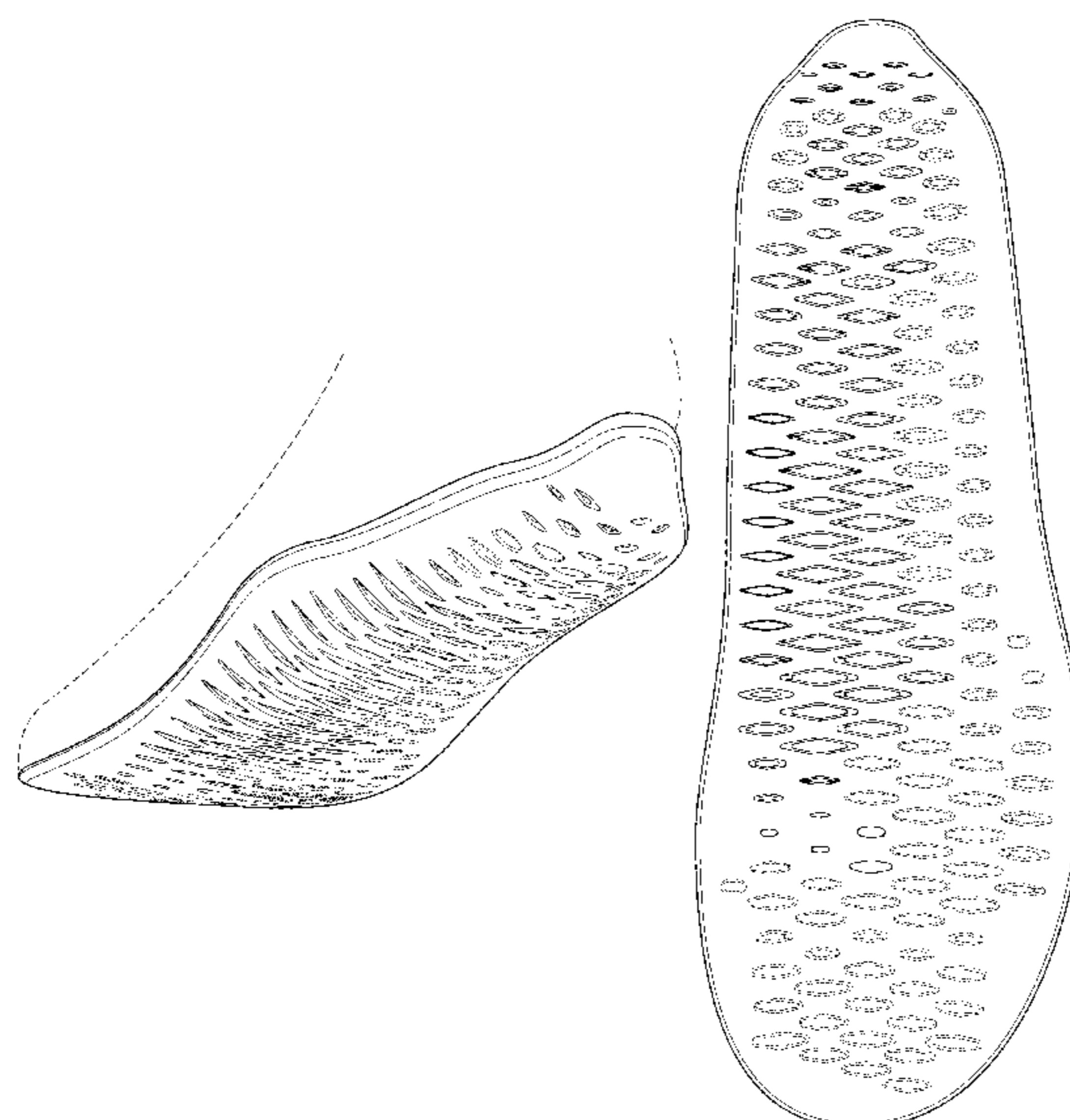
We claim the ornamental design for a sole for footwear, as shown and described.

**DESCRIPTION**

FIG. 1 shows a perspective view of an exemplary embodiment of a sole for footwear showing our new design; FIG. 2 shows a bottom view of the exemplary sole for footwear illustrated in FIG. 1; FIG. 3 shows a right side view of the exemplary sole for footwear illustrated in FIG. 1; FIG. 4 shows a left side view of the exemplary sole for footwear illustrated in FIG. 1; FIG. 5 shows a front view of the exemplary sole for footwear illustrated in FIG. 1; and, FIG. 6 shows a rear view of the exemplary sole for footwear illustrated in FIG. 1.

The broken lines shown in FIGS. 1-6 are for the purpose of illustrating the environmental structure and form no part of the claimed design.

**1 Claim, 5 Drawing Sheets**



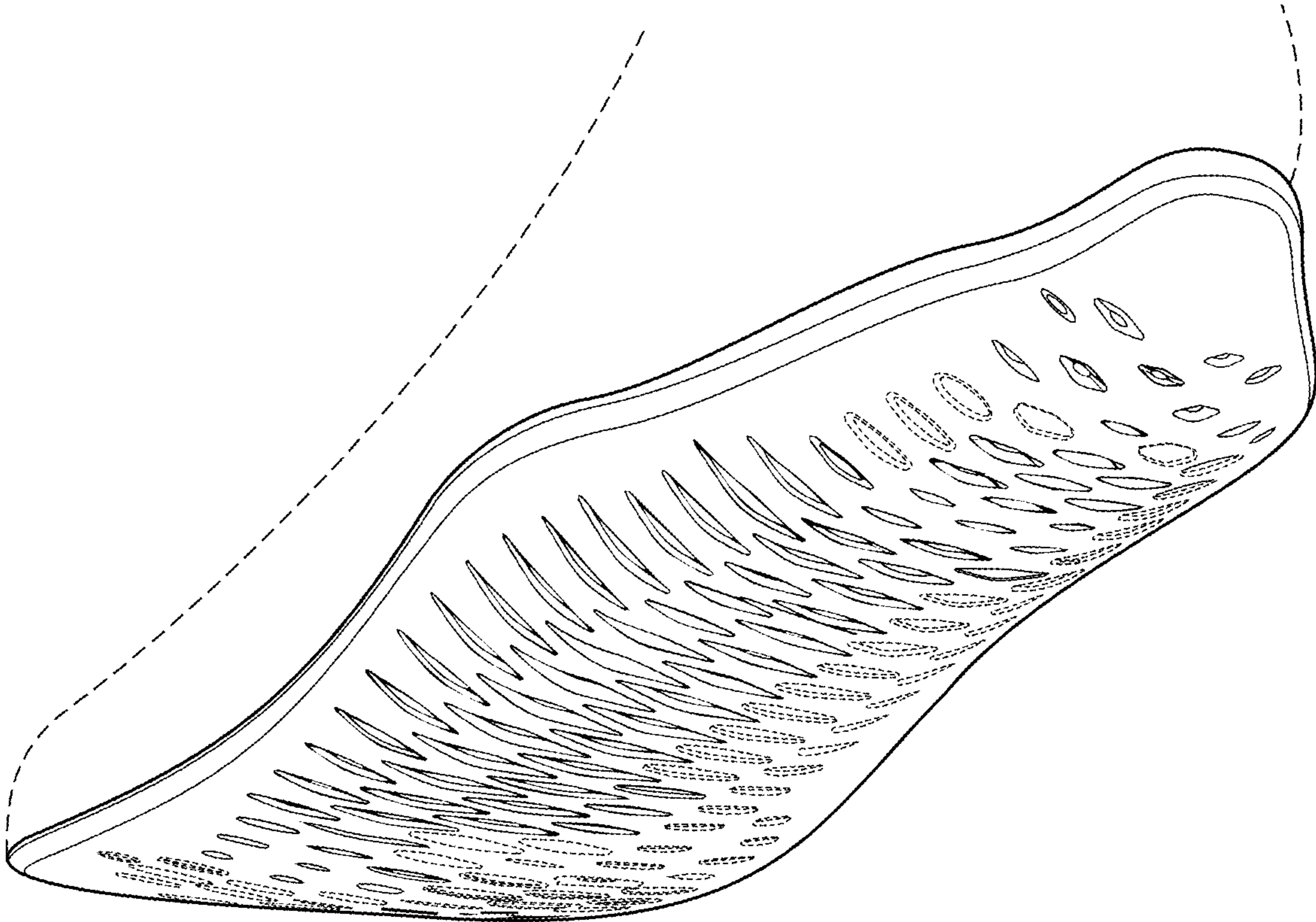
(56)

**References Cited**

U.S. PATENT DOCUMENTS

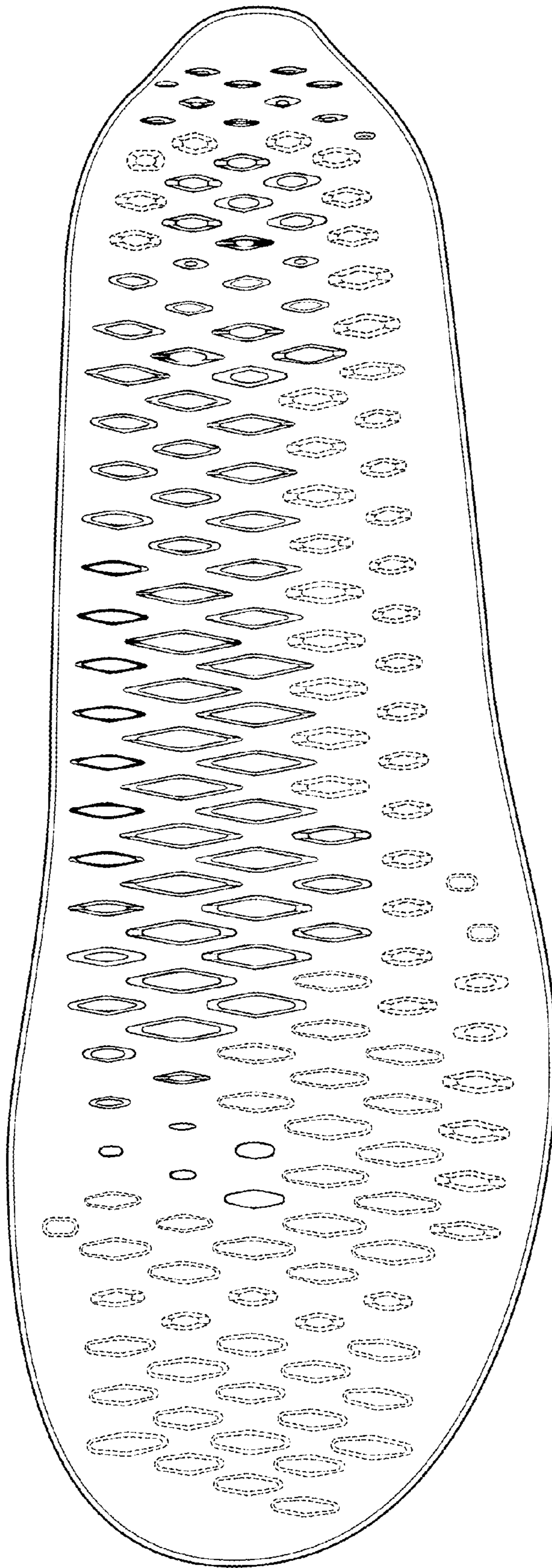
D841,964	S *	3/2019	Kaiserswerth .....	A43B 5/14
				D2/957
D850,082	S *	6/2019	Bikowski .....	D2/959
D855,960	S *	8/2019	Gibson .....	D2/959
D876,064	S *	2/2020	Shyllon .....	D2/957
D880,130	S *	4/2020	Kaiserswerth .....	D2/957
D883,637	S *	5/2020	Hatfield .....	D2/960
D892,478	S *	8/2020	Hobson .....	B29D 35/122
				D2/947
D922,049	S *	6/2021	Rasmussen .....	D2/959
2006/0021112	A1	2/2006	Roser et al.	
2007/0204482	A1	9/2007	Gibson-Collinson	
2011/0010964	A1	1/2011	Hardy et al.	
2015/0181979	A1	7/2015	Gaither	
2015/0230546	A1	8/2015	Zasloff	
2015/0245686	A1	9/2015	Cross	
2016/0044985	A1	2/2016	Lien	
2016/0255911	A1*	9/2016	Fujita .....	A43B 13/125
2019/0053569	A1*	2/2019	Johnson .....	A43B 19/00
2020/0146397	A1*	5/2020	Coupe .....	A43D 1/025

\* cited by examiner

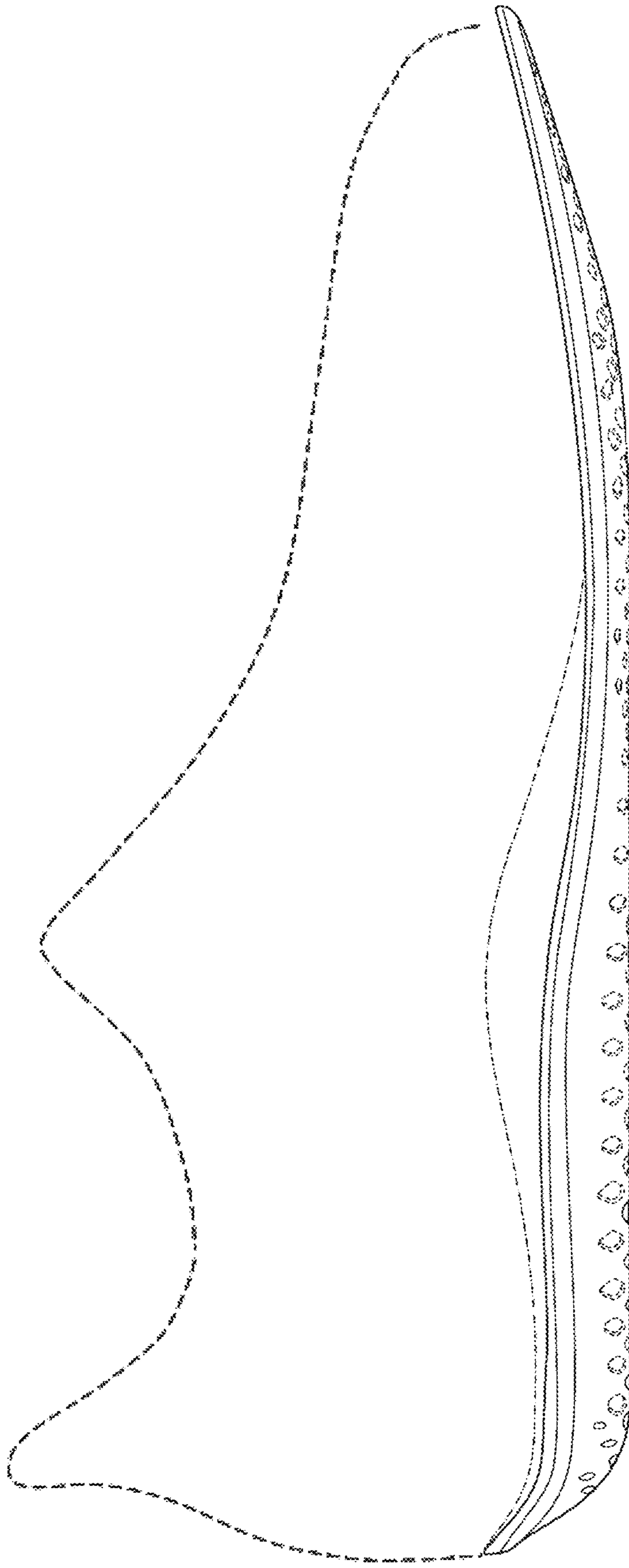


**Fig. 1**





**Fig. 2**



**Fig. 3**

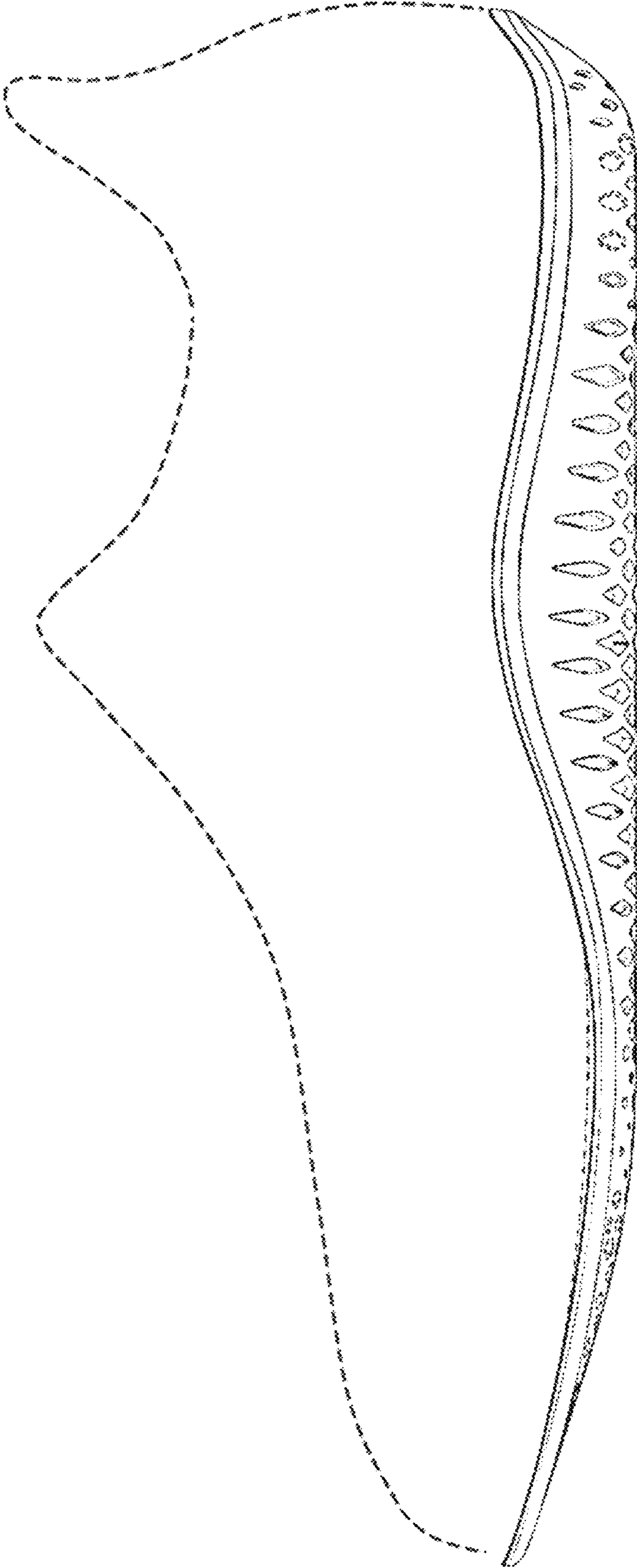
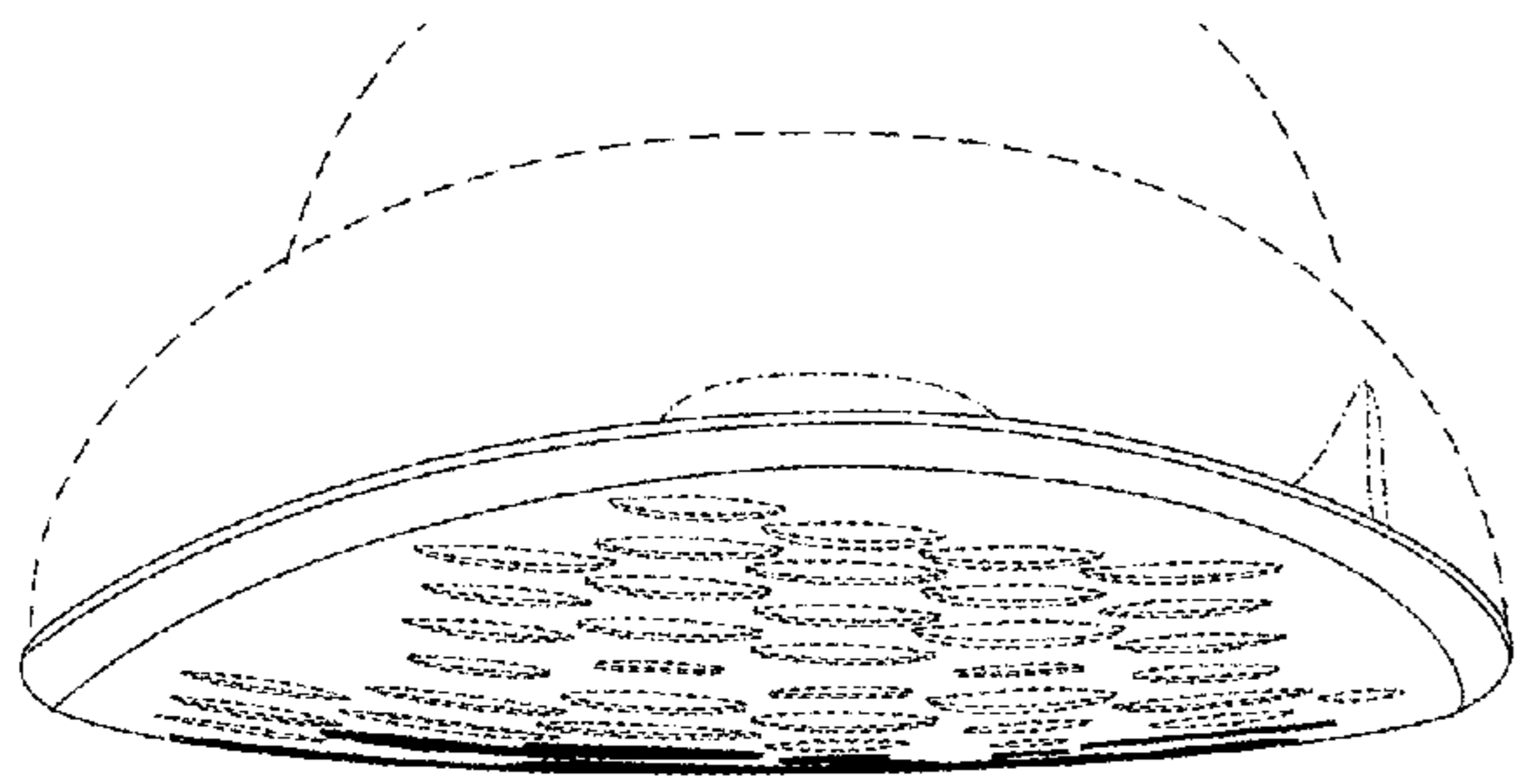
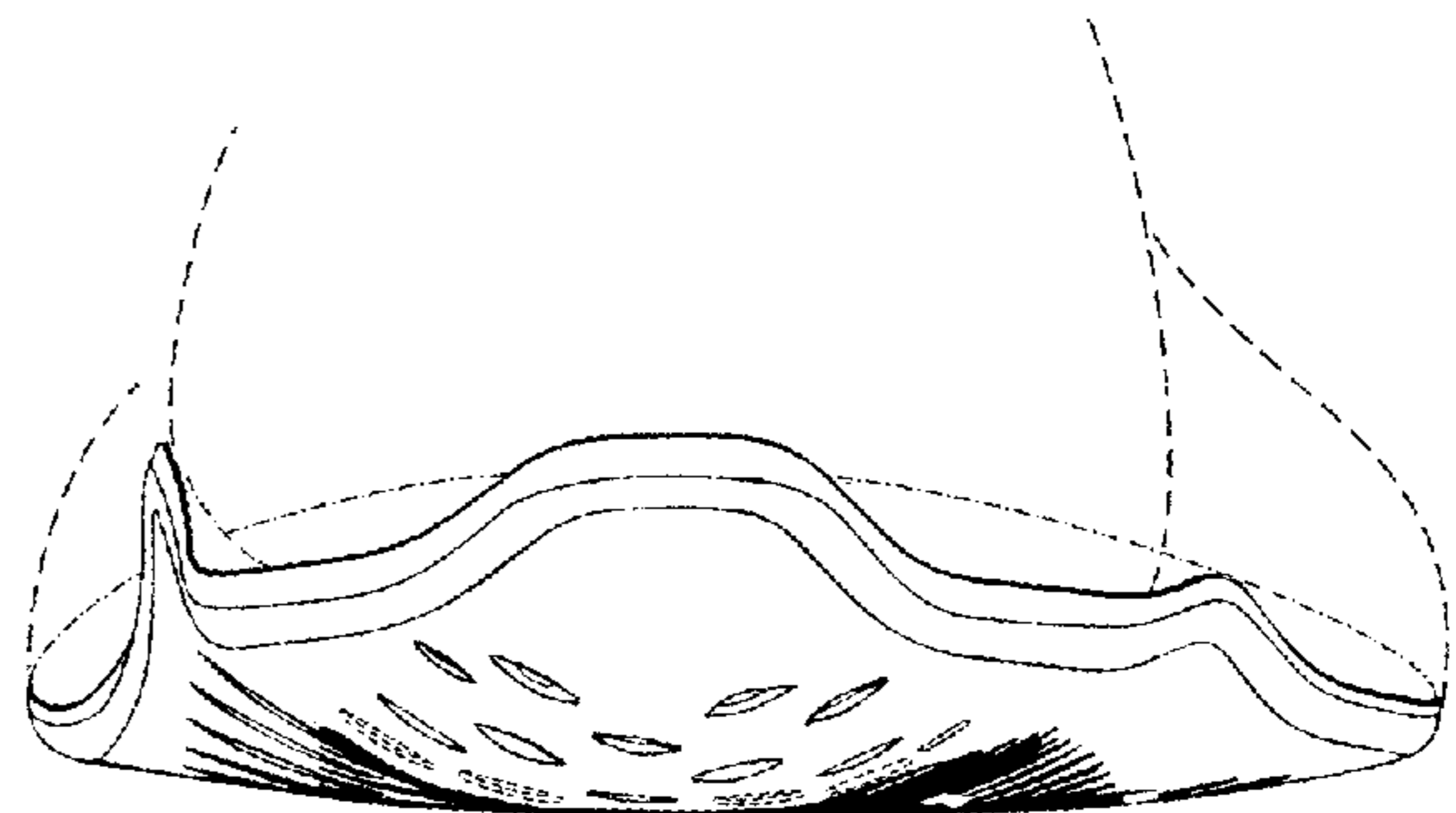


Fig. 4



**Fig. 5**



**Fig. 6**