



US00D929701S

(12) **United States Design Patent** (10) **Patent No.:** **US D929,701 S**
Cochran et al. (45) **Date of Patent:** **** Sep. 7, 2021**

(54) **DECORATIVE SHIRT ATTACHMENT**

(71) Applicants: **Christina Cochran**, Allison Park, PA (US); **Judith Briggs Thompson**, Pittsburgh, PA (US)

(72) Inventors: **Christina Cochran**, Allison Park, PA (US); **Judith Briggs Thompson**, Pittsburgh, PA (US)

(73) Assignees: **Christina Cochran**, Allison Park, PA (US); **Judith Briggs Thompson**, Pittsburgh, PA (US)

(**) Term: **15 Years**

(21) Appl. No.: **29/662,690**

(22) Filed: **Sep. 7, 2018**

(51) **LOC (13) Cl.** **02-02**

(52) **U.S. Cl.**
USPC **D2/853**

(58) **Field of Classification Search**
USPC D2/853, 858, 742, 728; D11/222
CPC A41B 7/00; A41B 7/02; A41B 7/06; A41B 7/08; A41B 7/10
See application file for complete search history.

(56) **References Cited**

U.S. PATENT DOCUMENTS

D2,708 S *	7/1867	Wood	D2/858
2,447,106 A *	8/1948	Wegener, Jr.	A41B 7/06
				2/124
2,994,885 A *	8/1961	Simpson	A41B 7/00
				2/123
D207,090 S *	3/1967	Kay	D2/858

(Continued)

OTHER PUBLICATIONS

Miniband Shirt Cuff Bands, posted Oct. 9, 2019 [online], (retrieved May 12, 2021). Retrieved from the internet, <https://www.amazon.com/Miniband-Practically-Comfortably-Adjust-Sleeve/dp/B084VD5SBZ?th=1> (Year: 2019).*

com/Miniband-Practically-Comfortably-Adjust-Sleeve/dp/B084VD5SBZ?th=1 (Year: 2019).*

(Continued)

Primary Examiner — Kevin K Rudzinski

Assistant Examiner — J. Thorn, Sr.

(74) *Attorney, Agent, or Firm* — The Webb Law Firm

(57) **CLAIM**

The ornamental design for a decorative shirt attachment, as shown and described.

DESCRIPTION

FIG. 1 is a perspective view of a first embodiment of our new design of a decorative shirt attachment.

FIG. 2 is a top view of the design of FIG. 1.

FIG. 3 is a bottom view of the design of FIG. 1.

FIG. 4 is a side view of the design of FIG. 1, the opposite being a mirror image thereof.

FIG. 5 is an end view of the flat end of the design of FIG. 1.

FIG. 6 is an end view of the pointed end of the design of FIG. 1.

FIG. 7 is a perspective view of a second embodiment of our new design of a decorative shirt attachment.

FIG. 8 is a top view of the design of FIG. 7.

FIG. 9 is a bottom view of the design of FIG. 7.

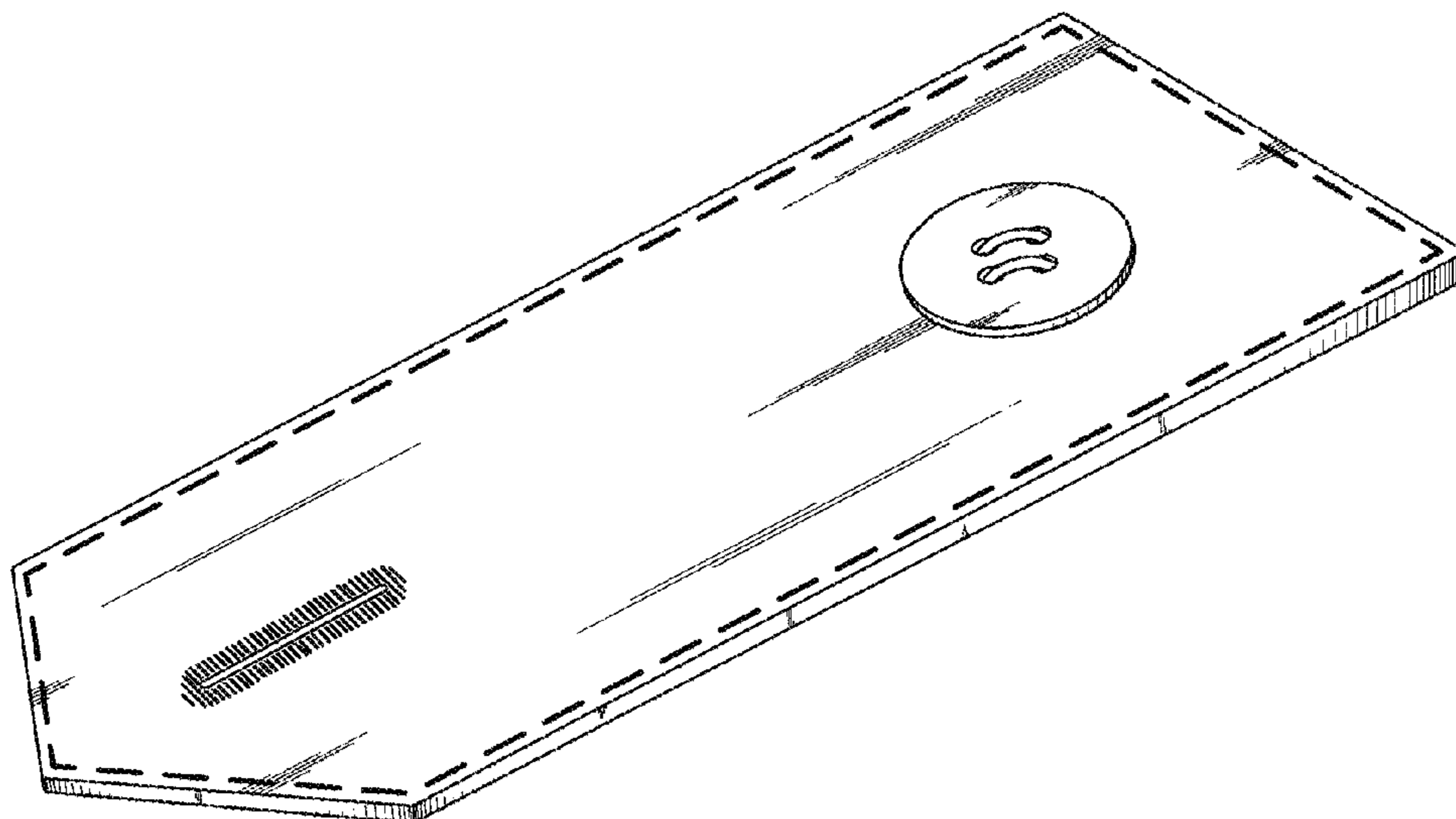
FIG. 10 is a side view of the design of FIG. 7, the opposite being a mirror image thereof.

FIG. 11 is an end view of the flat end of the design of FIG. 7; and,

FIG. 12, is an end view of the pointed end of the design of FIG. 7.

In the drawings, the broken lines represent threaded stitching. The body of the button hole extender does not represent any particular color, pattern, material, or texture. The hatched pattern on the edge portions of the perspective views represents shading to depict dimension and does not represent any particular color, pattern, material, or texture.

1 Claim, 4 Drawing Sheets



(56)

References Cited

U.S. PATENT DOCUMENTS

D402,441	S	*	12/1998	Kelly	D2/858
D490,215	S	*	5/2004	Gonzales	D2/853
D613,479	S	*	4/2010	Farmer	D2/853
D614,379	S	*	4/2010	Campbell	D2/853
D628,362	S	*	12/2010	Bonelli	D2/858
D640,859	S	*	7/2011	Njoku	D2/860
D646,468	S	*	10/2011	Arrindell	D2/858
D698,128	S	*	1/2014	Cabrera	D2/853
D698,129	S	*	1/2014	Marz	D2/858
D756,604	S	*	5/2016	Garafano	D2/858
D764,768	S	*	8/2016	McGrath	D2/858
D773,780	S	*	12/2016	Canady	D2/853
D824,146	S	*	7/2018	Cochran	D2/853
D899,730	S	*	10/2020	Cochran	D2/853
2013/0318683	A1	*	12/2013	Blakely	A41B 7/10 2/124

OTHER PUBLICATIONS

ZEFFKA Denim Waist Extender Button for Jeans and Skirt, posted Sep. 3, 2018 [online], (retrieved May 12, 2021). Retrieved from the internet, https://www.amazon.com/dp/B07H2DXZ1C/ref=sspa_dk_detail_0?psc=1&pd_rd_i=B07H2DXZ1C&pd_rd_w=Ytx8f&pf_rd_p=085568d9-3b13-4ac1-8a%E2%80%A6 (Year: 2018).*

* cited by examiner

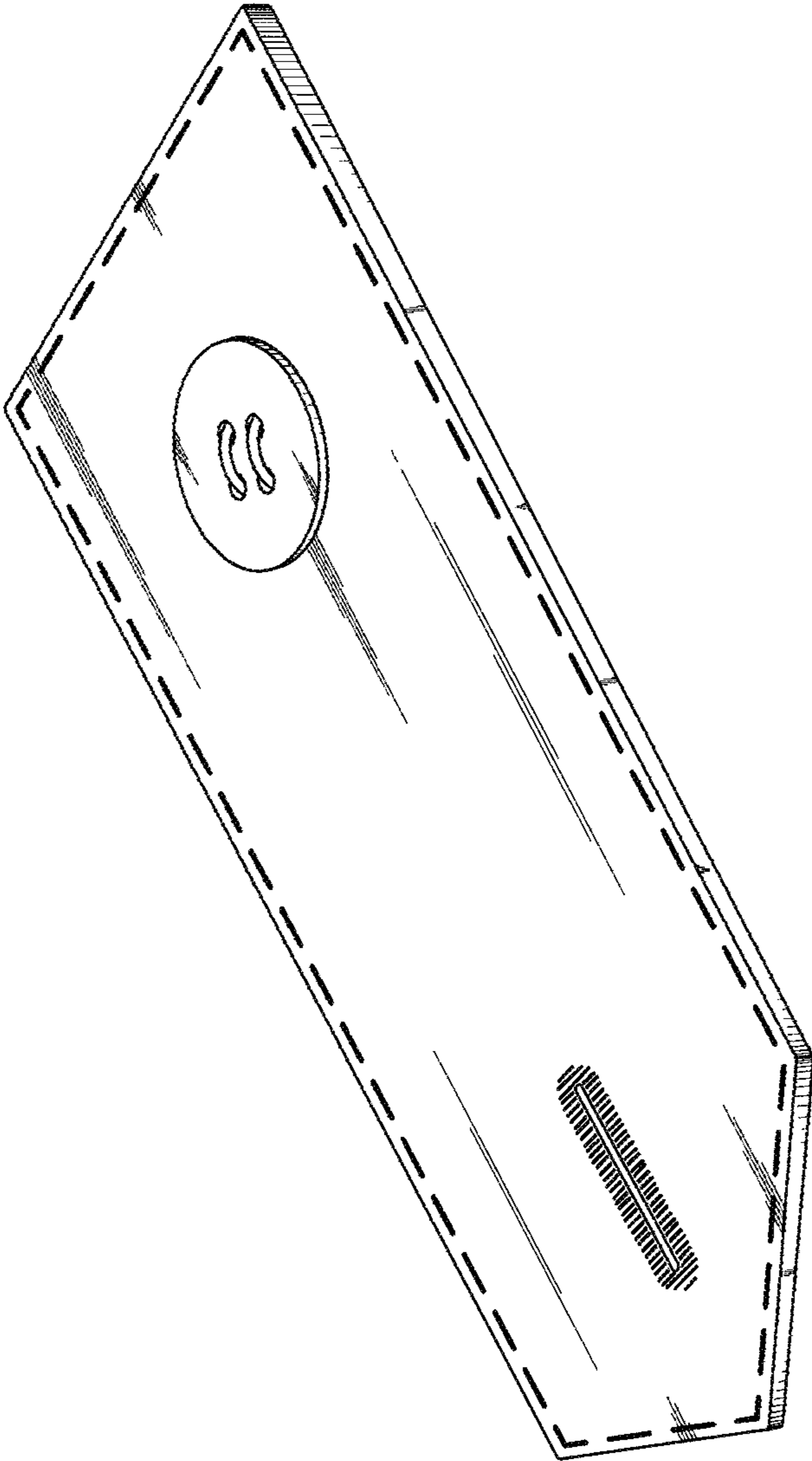


FIG. 1

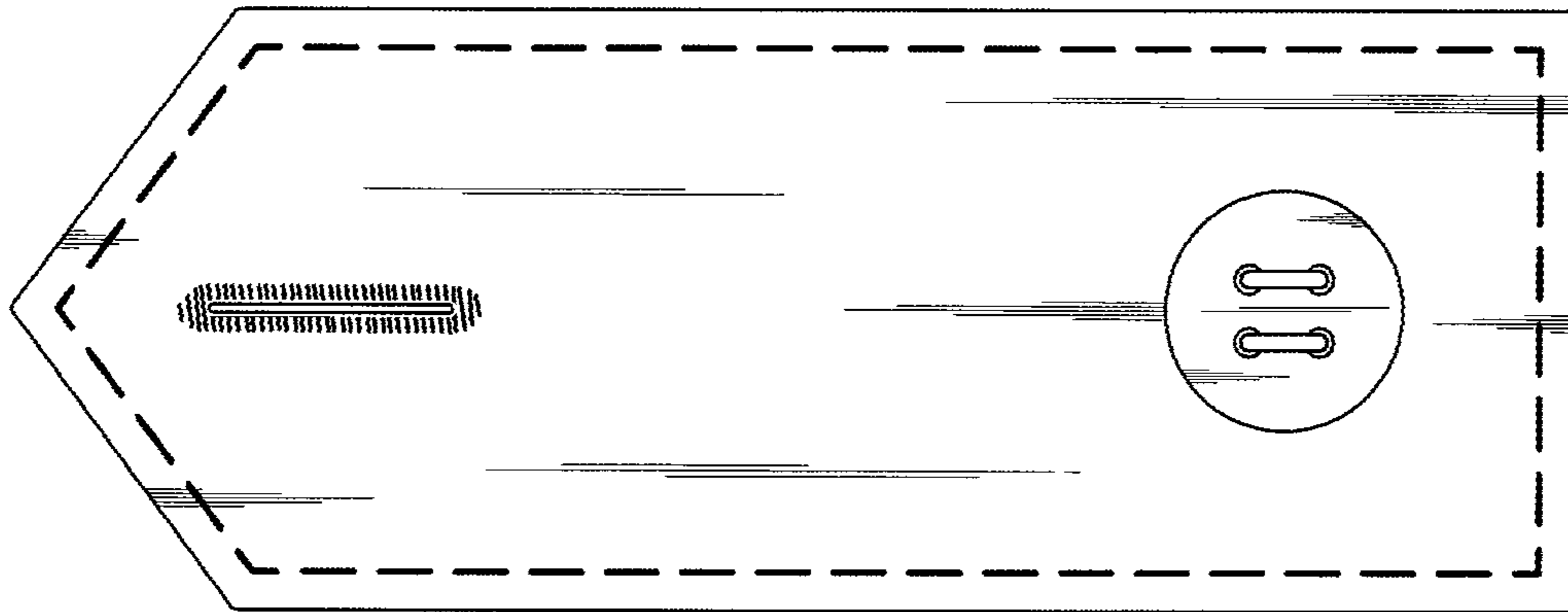


FIG. 2

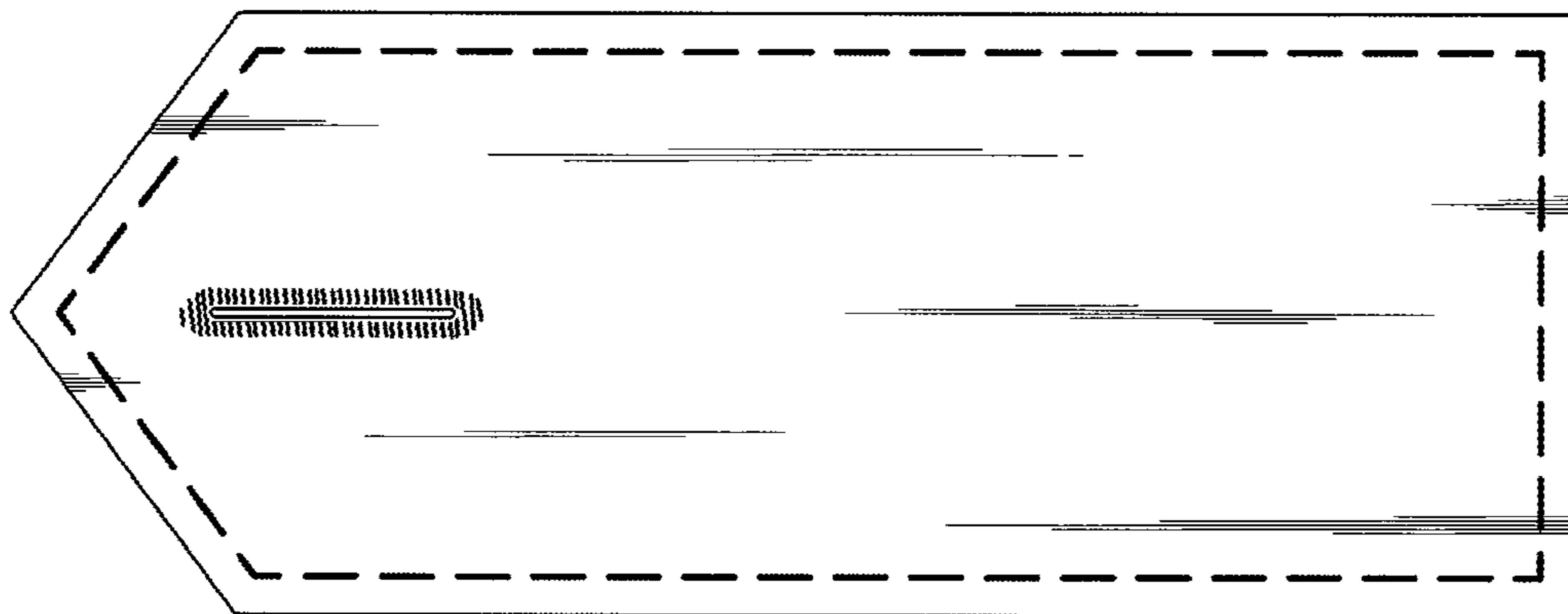


FIG. 3




FIG. 4



FIG. 5




FIG. 6

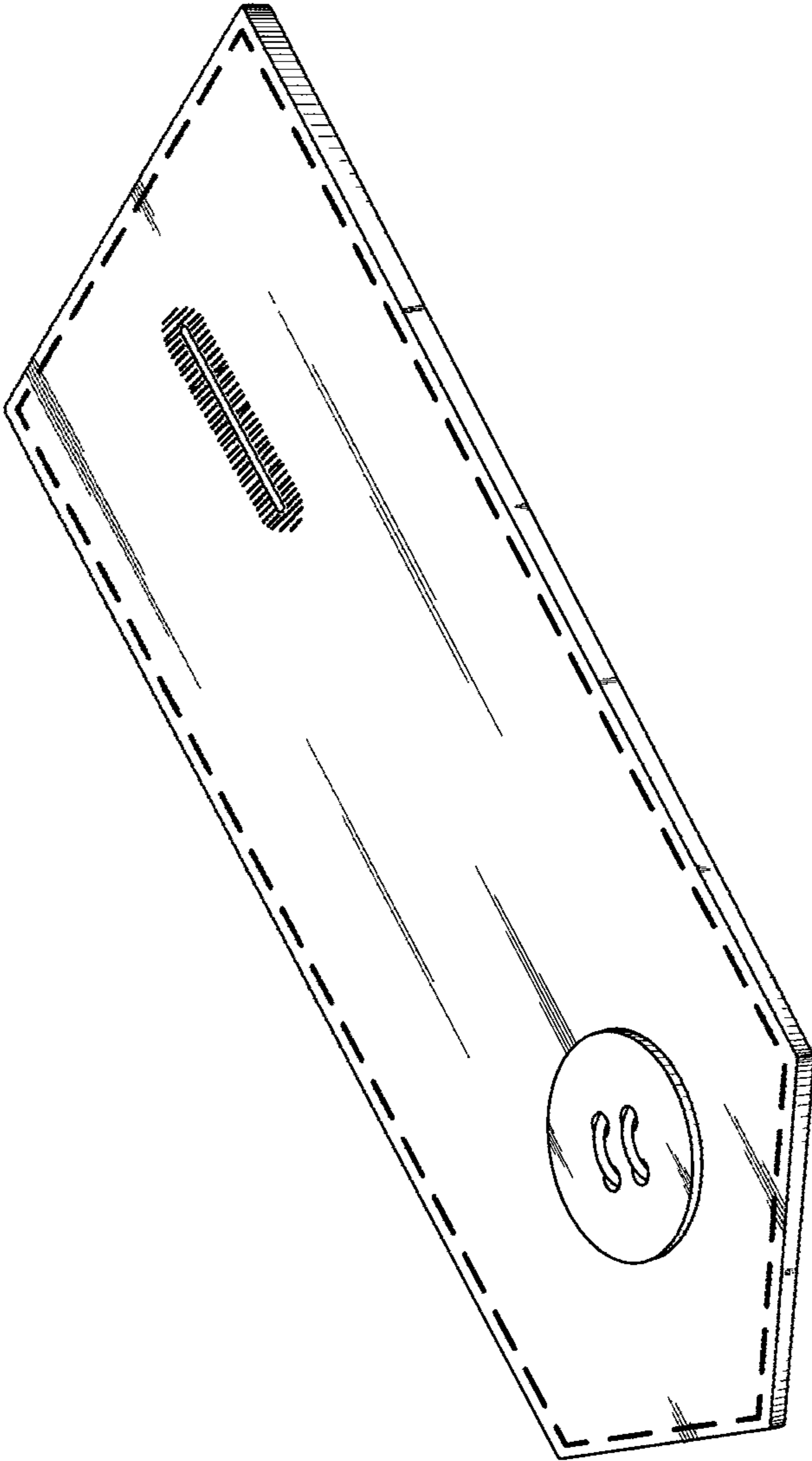


FIG. 7

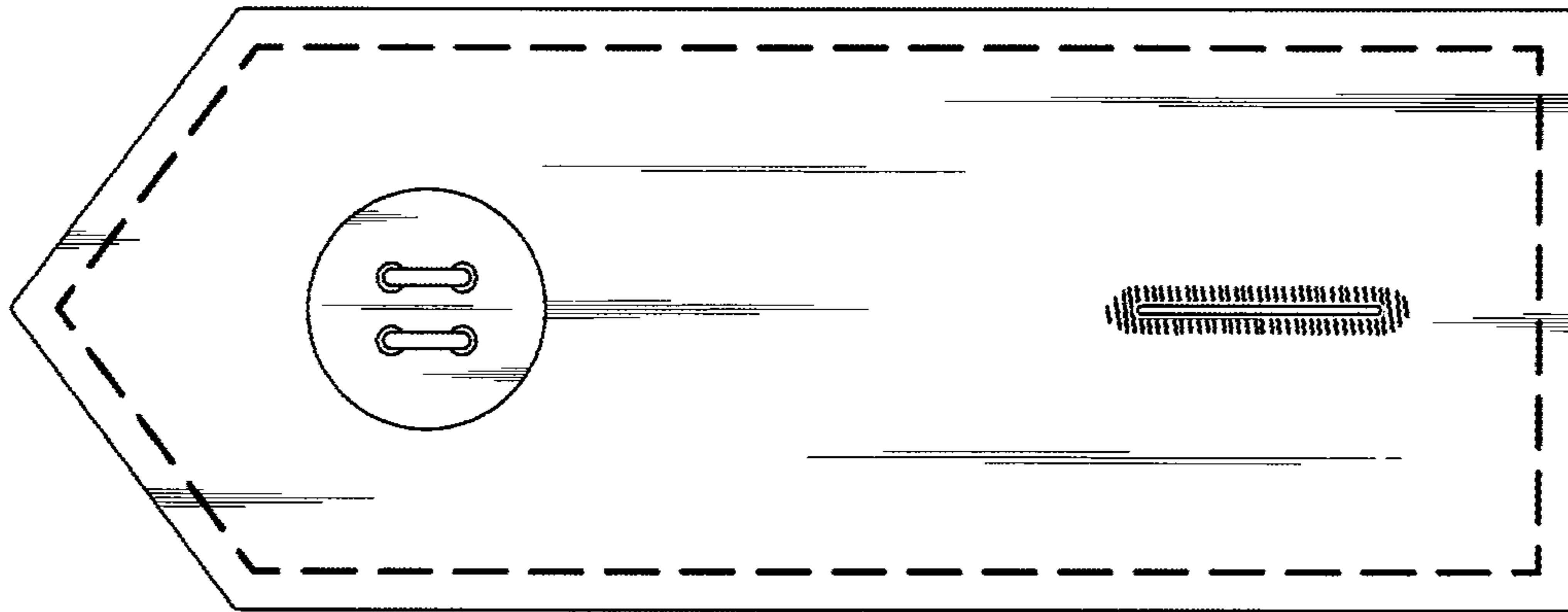


FIG. 8

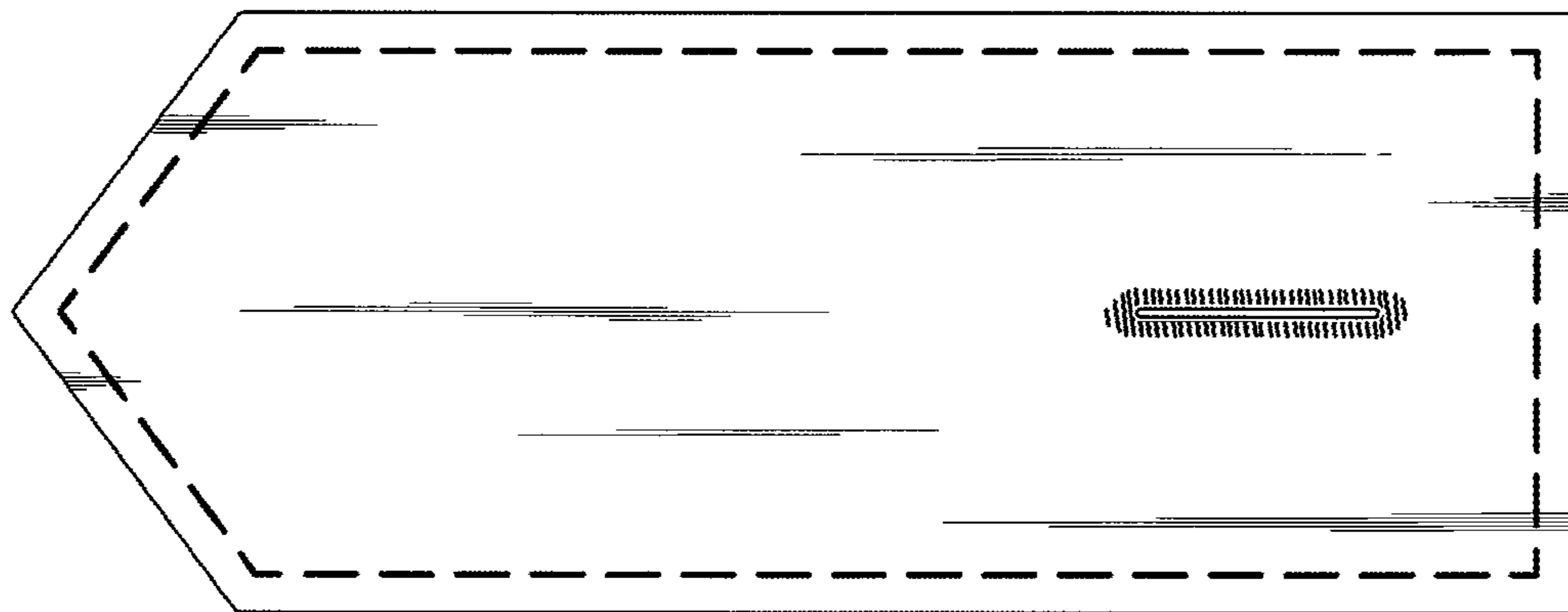


FIG. 9



FIG. 10




FIG. 11




FIG. 12