



US00D929656S

(12) **United States Design Patent**
Strum et al.

(10) **Patent No.:** **US D929,656 S**
(45) **Date of Patent:** **** Aug. 31, 2021**

(54) **ORGANIZATION DEVICE**
(71) Applicant: **Polder Products, LLC**, Oxford, CT
(US)

D795,584 S * 8/2017 Walker, Jr. D3/307
D808,283 S * 1/2018 Ilhan D9/737
D860,649 S * 9/2019 Li D3/313
D870,808 S * 12/2019 Xu D19/85

(Continued)

(72) Inventors: **Donald Samuel Strum**, Princeton, NJ
(US); **Robert Beal Van Varick**,
Yardley, PA (US); **George Benjamin**
Wintner, Brooklyn, NY (US); **Kerry**
Cooper, Pleasantville, NY (US)

OTHER PUBLICATIONS

Polder Products, Household Supplies, Facebook, posted on Feb. 7,
2021, retrieved on Mar. 1, 2021, retrieved from the Internet URL:
<https://www.facebook.com/PolderProducts/>.*

(73) Assignee: **Polder Products, LLC**, Oxford, CT
(US)

Primary Examiner — Jennifer Rivard
Assistant Examiner — Alison M Ofstun

(**) Term: **15 Years**

(74) *Attorney, Agent, or Firm* — Duane Morris LLP

(21) Appl. No.: **29/727,820**

(57) **CLAIM**

(22) Filed: **Mar. 13, 2020**

The ornamental design for an organization device, as shown
in FIGS. 1-8.

(51) **LOC (13) Cl.** **28-03**

(52) **U.S. Cl.**
USPC **D28/73; D3/313**

DESCRIPTION

(58) **Field of Classification Search**
USPC D28/9, 10, 39-43, 73, 76, 77, 99;
D3/306, 313, 315; D9/737; D19/77-85;
D6/672; D32/55, 56, 58
CPC ... A45D 8/00; A45D 8/20; A45D 8/24; A45D
8/28; A45D 8/30; A45D 8/32; A45D
8/34; A45D 29/00; A45D 29/29; A45D
29/18; A45D 44/00; A45D 44/04; A45D
44/18; B65D 85/00; B65D 85/18; B65D
73/00; A47F 7/00
See application file for complete search history.

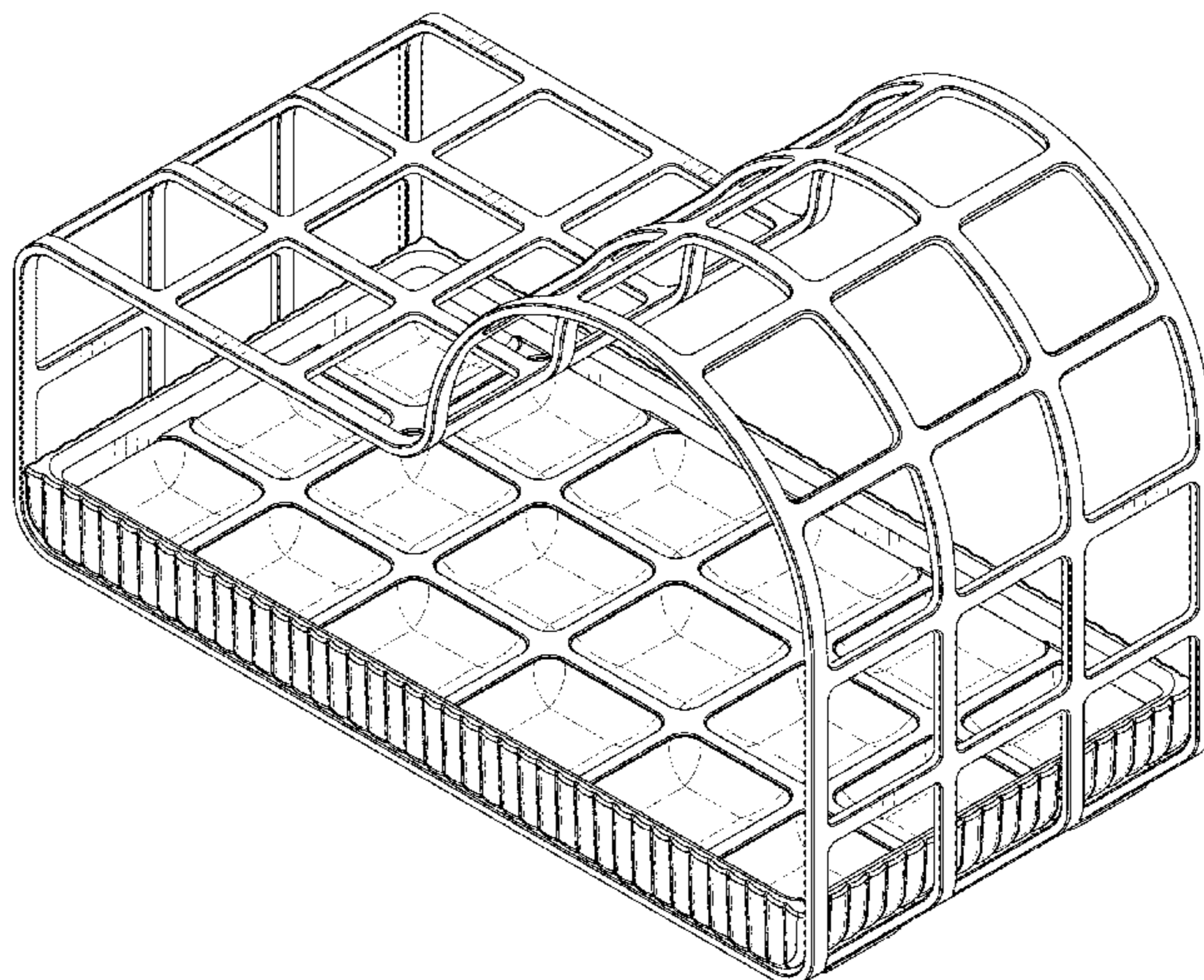
FIG. 1 is an isometric view of an organization device,
showing our new design;
FIG. 2 is a front view of the organization device illustrated
in FIG. 1;
FIG. 3 is a rear view of the organization device illustrated in
FIG. 1;
FIG. 4 is a top view of the organization device illustrated in
FIG. 1;
FIG. 5 is a bottom view of the organization device illustrated
in FIG. 1;
FIG. 6 is a left side view of the organization device illus-
trated in FIG. 1;
FIG. 7 is a right side view of the organization device
illustrated in FIG. 1; and,
FIG. 8 is a cross-sectional view of the organization device
illustrated in FIG. 1 taken along line 8-8 in FIG. 4.
The broken lines in the drawings form no part of the design
to be patented.

(56) **References Cited**

U.S. PATENT DOCUMENTS

1,777,483 A * 10/1930 Copeman F25C 1/24
249/127
D357,281 S * 4/1995 van Eijben D19/77
D424,807 S * 5/2000 Dembicks D3/201
6,561,107 B1 * 5/2003 Wood A47B 3/0812
108/132
D787,184 S * 5/2017 Stuart D3/313

1 Claim, 8 Drawing Sheets



(56)

References Cited

U.S. PATENT DOCUMENTS

2003/0232177 A1* 12/2003 Pearce B43K 23/008
428/188
2006/0289367 A1* 12/2006 Cossey A45D 44/06
211/13.1
2010/0148896 A1* 6/2010 Hugo H01F 7/0221
335/285
2013/0161329 A1* 6/2013 Baines A47K 3/281
220/476
2017/0174392 A1* 6/2017 De Loynes B65D 21/0215

* cited by examiner

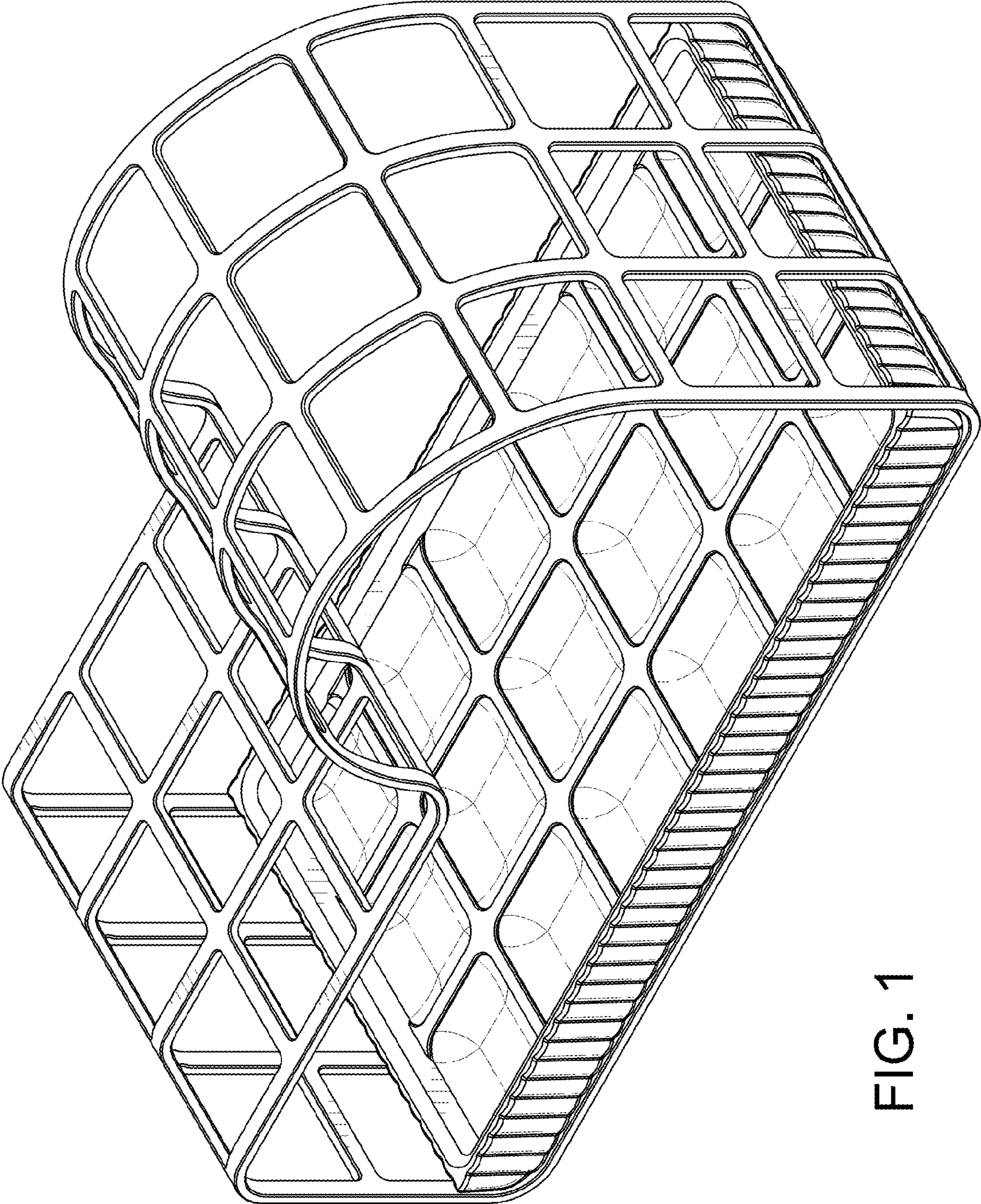


FIG. 1

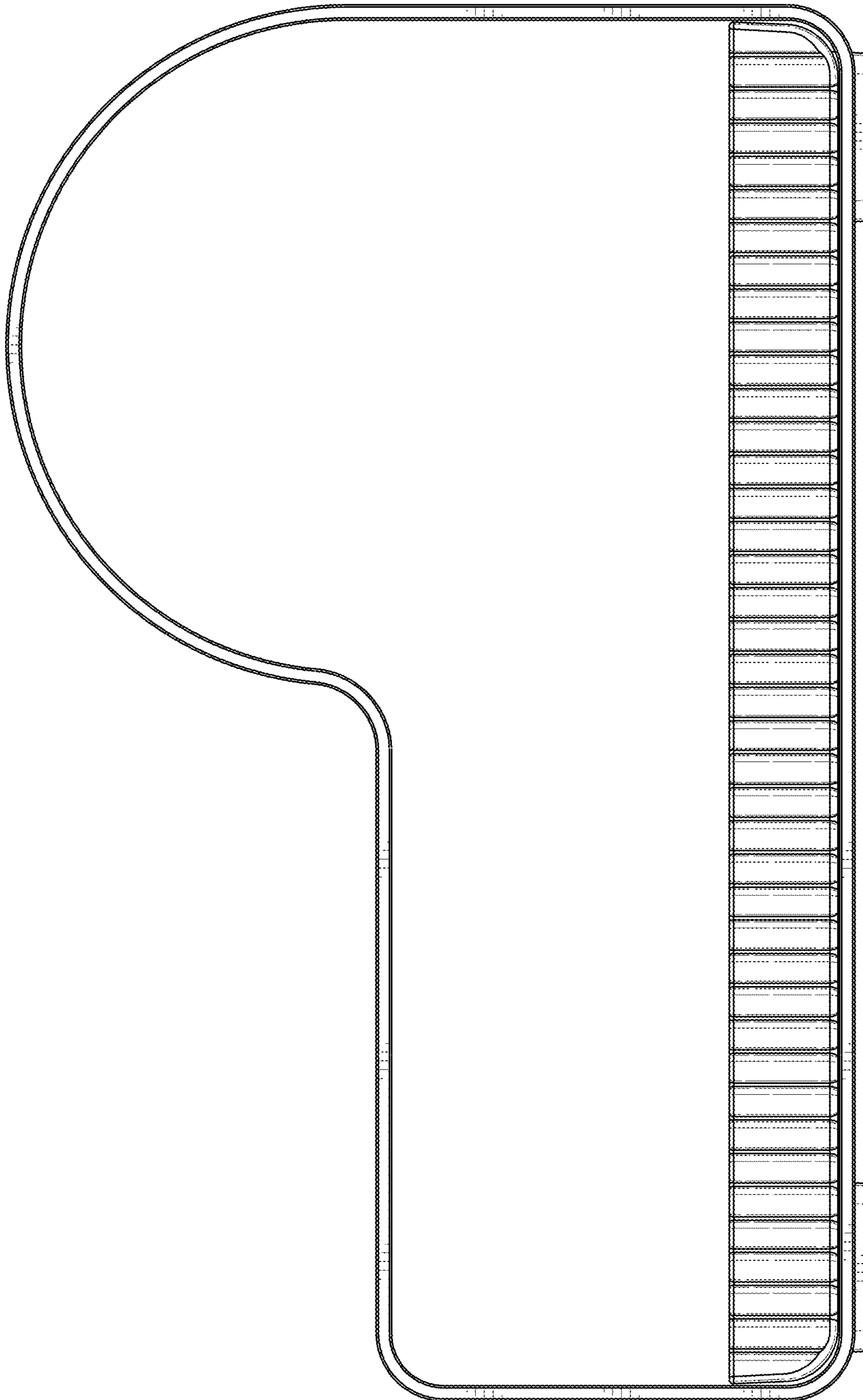


FIG. 2

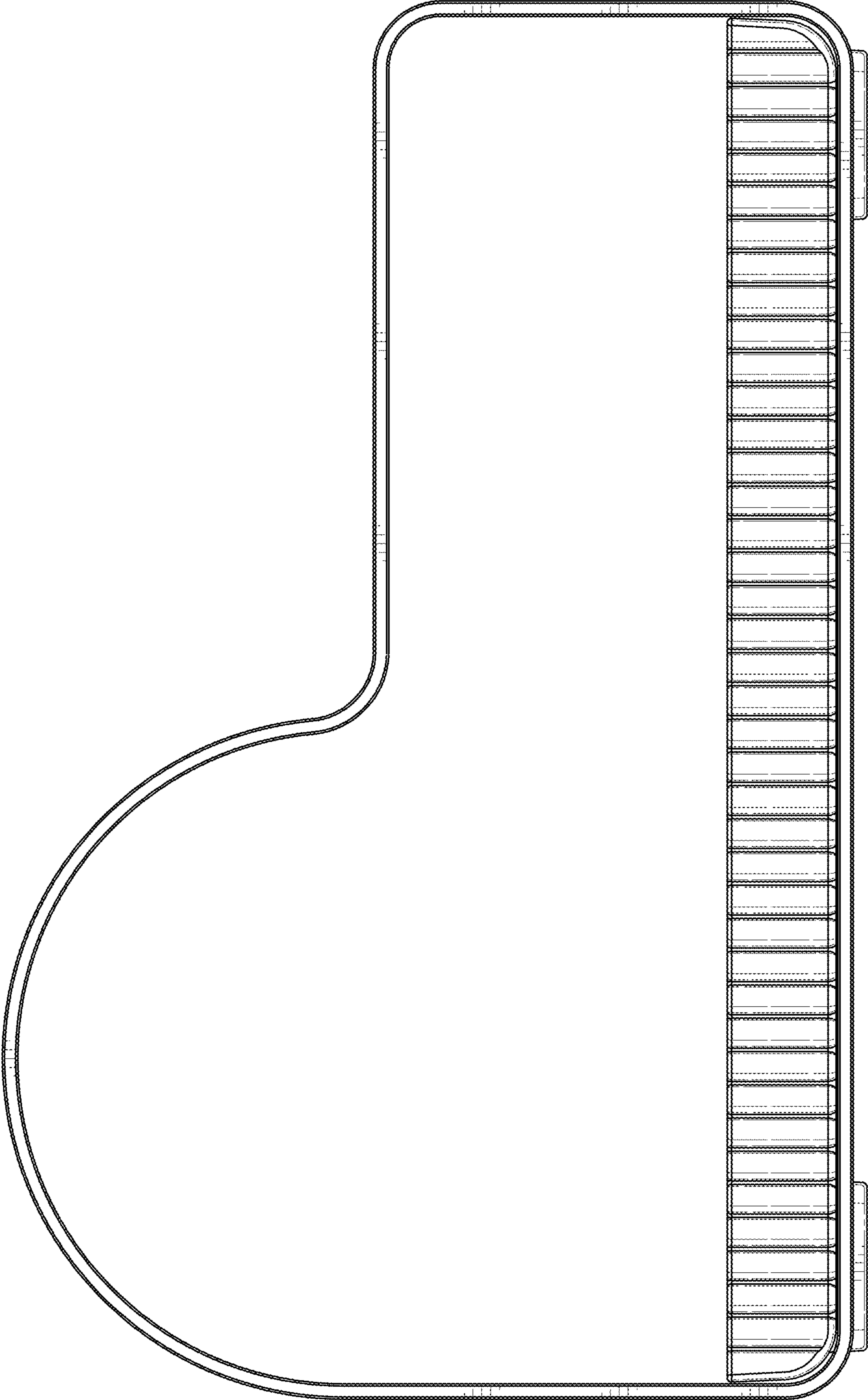


FIG. 3




FIG. 4




FIG. 5

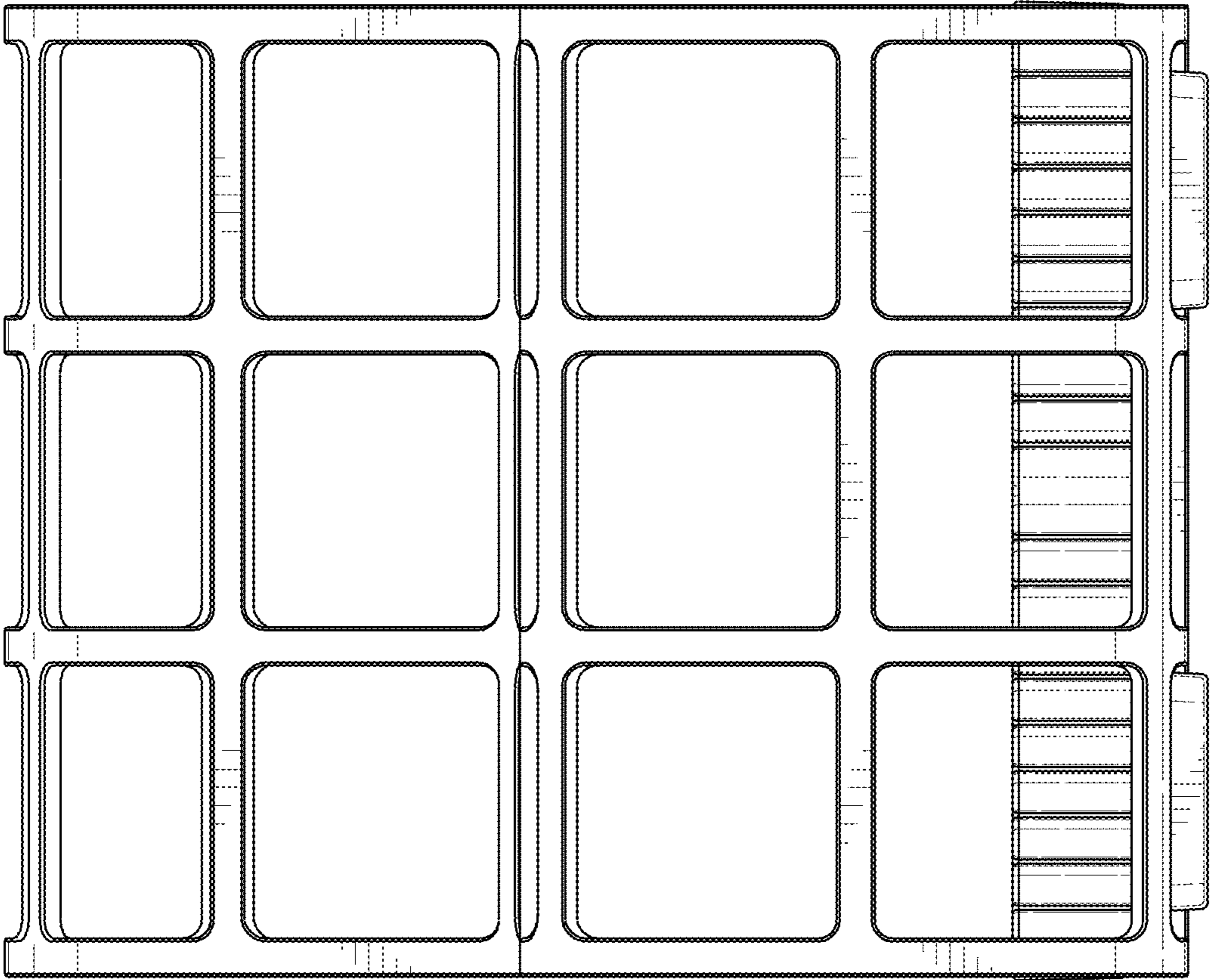


FIG. 6

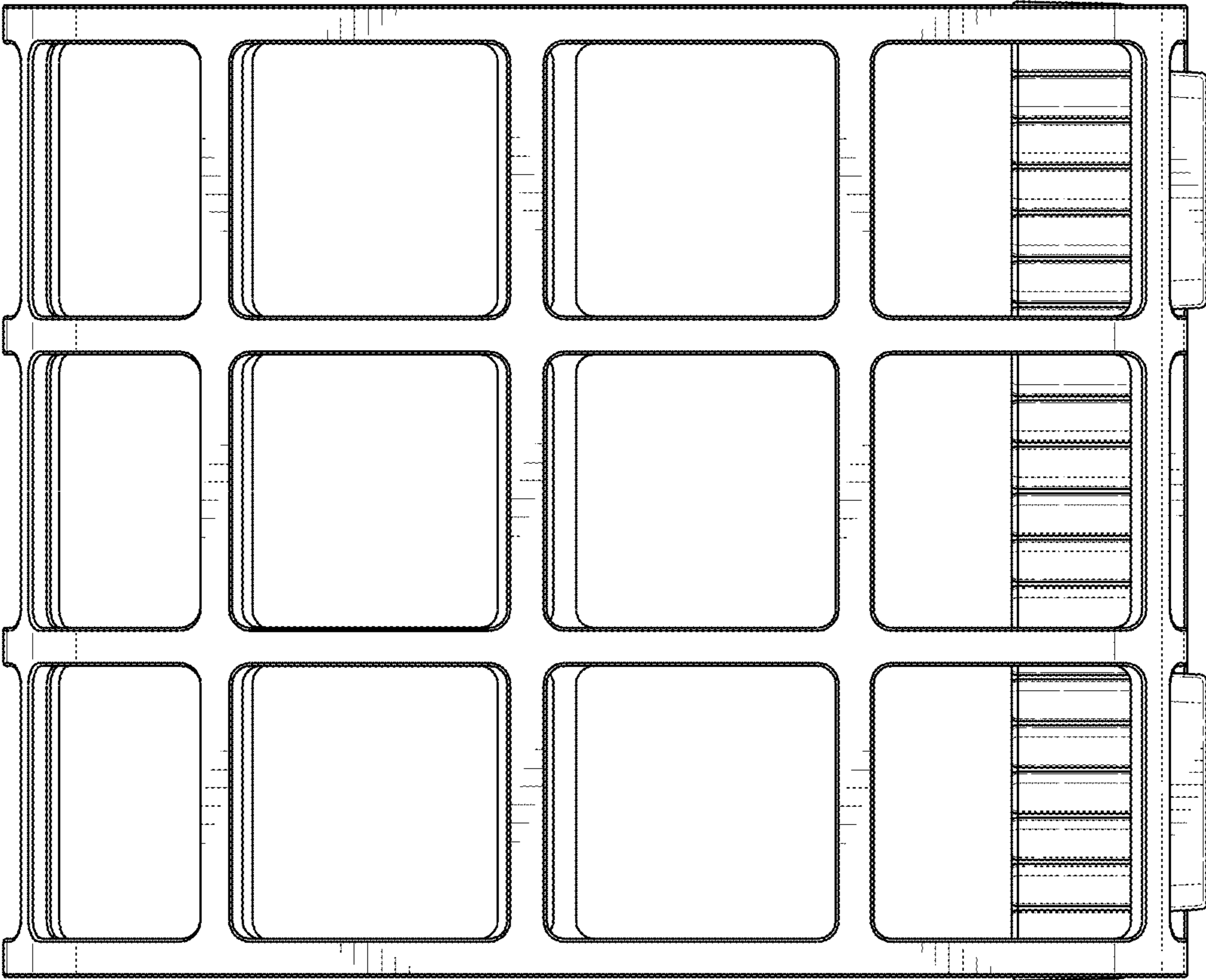


FIG. 7

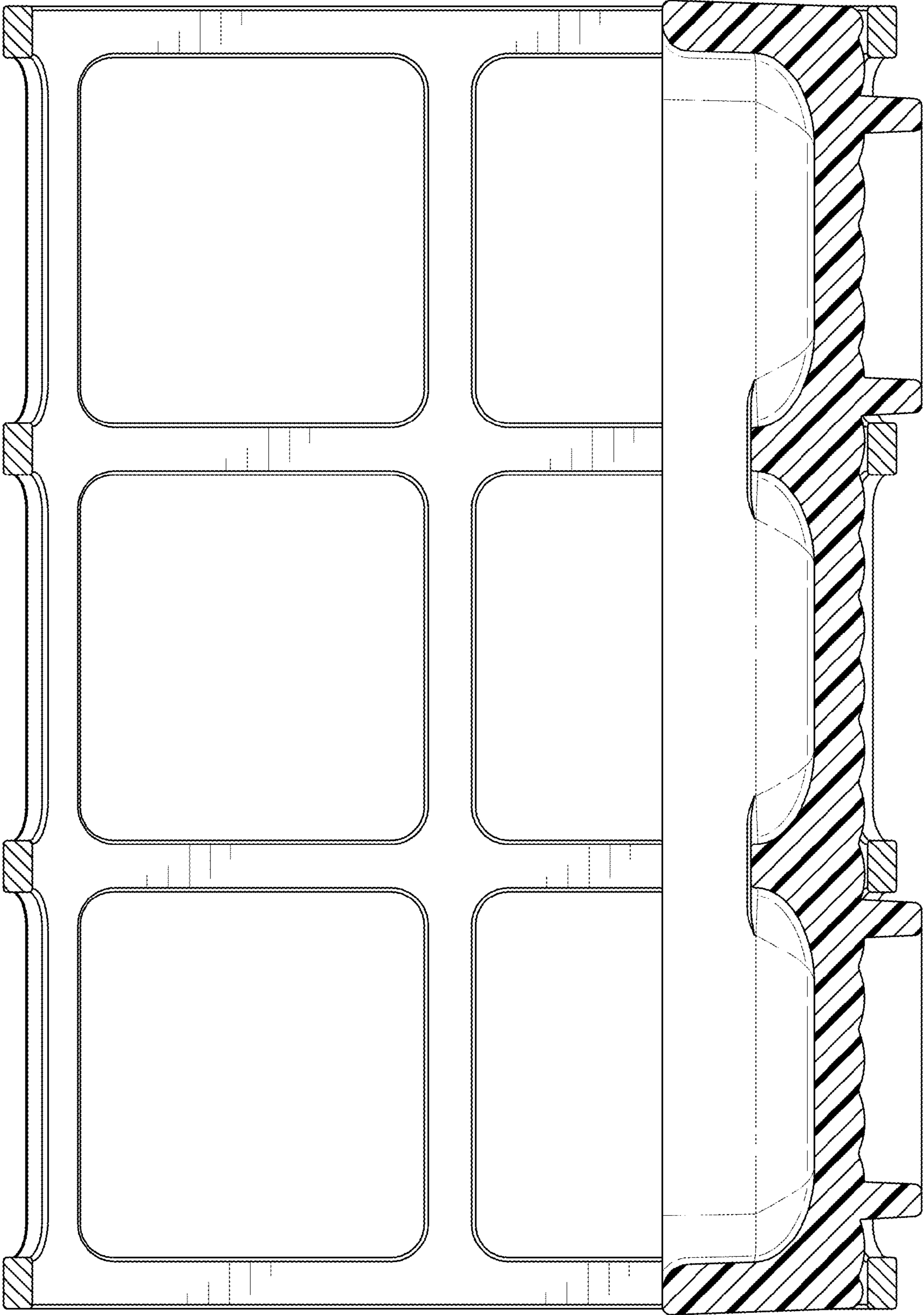


FIG. 8