



US00D929655S

(12) **United States Design Patent** (10) **Patent No.:** **US D929,655 S**
Borg (45) **Date of Patent:** **** Aug. 31, 2021**

(54) **ORAL HYGIENE DEVICE**
(71) Applicant: **N. Michelle Borg**, Lincoln, CA (US)
(72) Inventor: **N. Michelle Borg**, Lincoln, CA (US)

2011/0203609 A1* 8/2011 Hardy A61C 15/046
132/325
2011/0284023 A1* 11/2011 Borg A61C 15/043
132/325
2016/0310246 A1* 10/2016 Borg A61C 15/046
2020/0221861 A1* 7/2020 Chiba A46B 15/0073

(**) Term: **15 Years**

OTHER PUBLICATIONS

(21) Appl. No.: **29/713,171**
(22) Filed: **Nov. 14, 2019**
(51) **LOC (13) Cl.** **28-03**
(52) **U.S. Cl.**
USPC **D28/66; D28/68**
(58) **Field of Classification Search**
USPC D28/65-68, 73; D24/152-154
CPC A61C 15/00; A61C 15/02; A61C 15/04;
A61C 15/041; A61C 15/042; A61C
15/043; A61C 15/045; A61C 15/046;
A61C 15/047; A61C 15/048; A61C
2202/00

FlossBoss [online], [site visited Apr. 21, 2021]. Available from internet, URL: <<https://www.myflossboss.com/store/FlossBoss%C2%A9-p138573227>> (Year: 2021).*

* cited by examiner

Primary Examiner — Kevin K Rudzinski
Assistant Examiner — Xavier Marti-Santos
(74) *Attorney, Agent, or Firm* — Peter Jensen-Haxel

See application file for complete search history.

(57) **CLAIM**

The ornamental design for an oral hygiene device, as shown and described.

DESCRIPTION

(56) **References Cited**

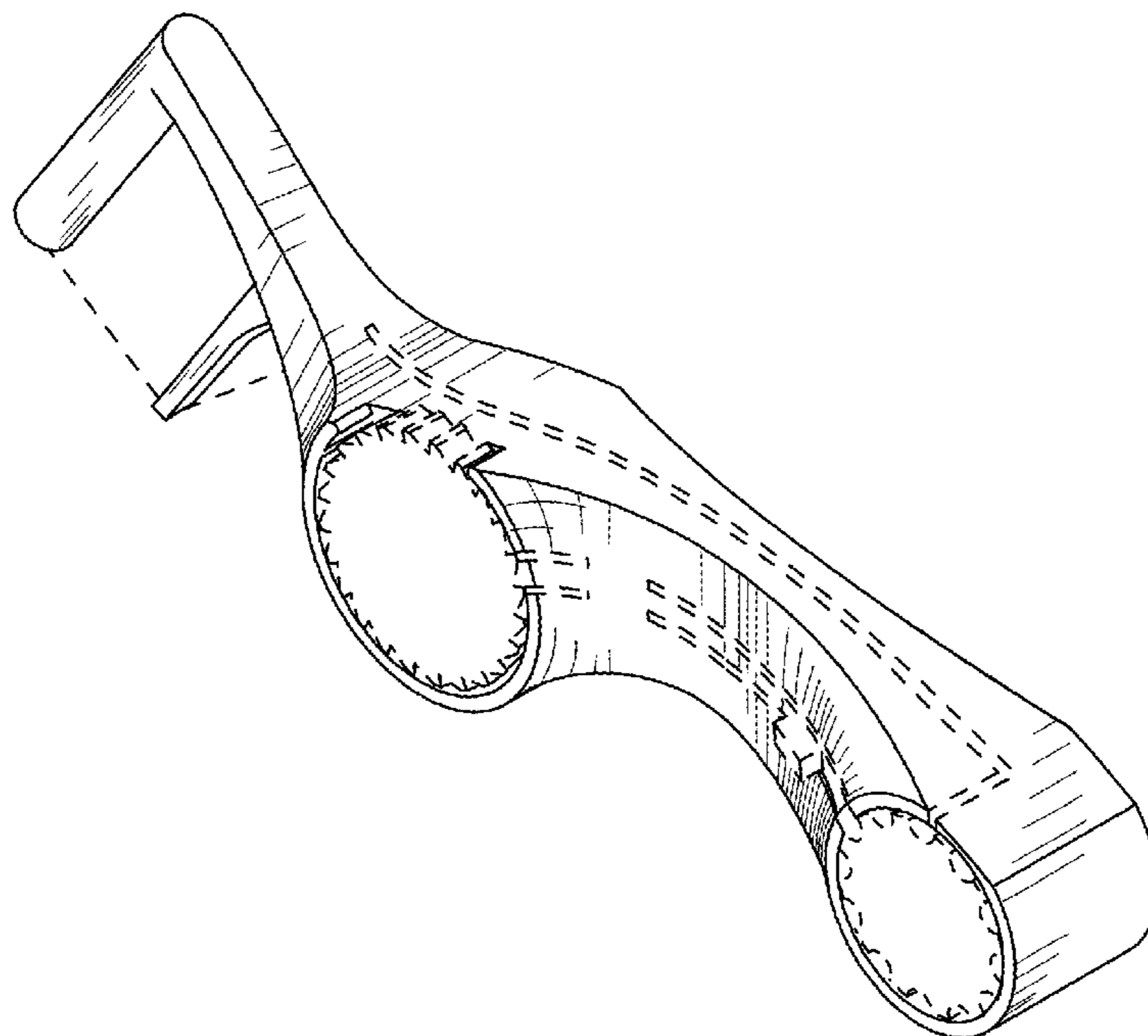
U.S. PATENT DOCUMENTS

D237,086 S * 10/1975 Gore D28/68
D237,186 S * 10/1975 Morin D28/68
D380,869 S * 7/1997 Bergman D28/68
8,387,629 B1 * 3/2013 Borg A61C 15/043
132/325
9,517,118 B1 * 12/2016 Borg B65H 69/04
10,238,475 B1 * 3/2019 Borg A61C 15/046
2004/0255972 A1 * 12/2004 Chen A61C 15/046
132/325
2005/0000539 A1 * 1/2005 Bergman A61C 15/046
132/325
2008/0289648 A1 * 11/2008 Liu A61C 15/046
132/322

FIG. 1 is a perspective view of an oral hygiene device, the perspective view partially from the back of the oral hygiene device, partially from the left side of the oral hygiene device, and partially from the top of the oral hygiene device;
FIG. 2 is a front view thereof;
FIG. 3 is a back view thereof;
FIG. 4 is a right side view thereof;
FIG. 5 is a left side view thereof;
FIG. 6 is a top view thereof; and,
FIG. 7 is a bottom view thereof.

The broken lines in the figures are for the purpose of illustrating portions of the oral hygiene device and form no part of the claimed design.

1 Claim, 7 Drawing Sheets



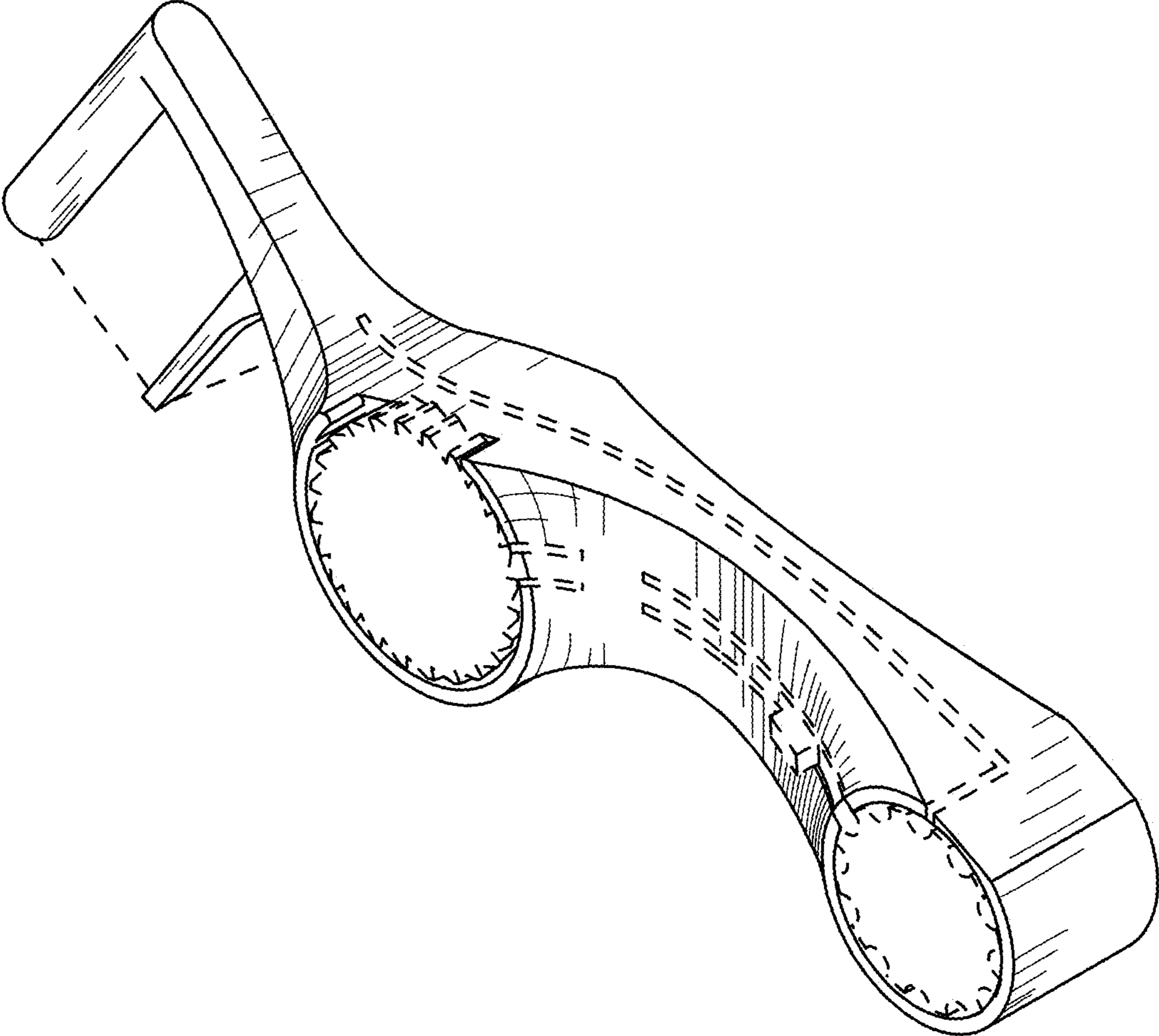


FIG. 1

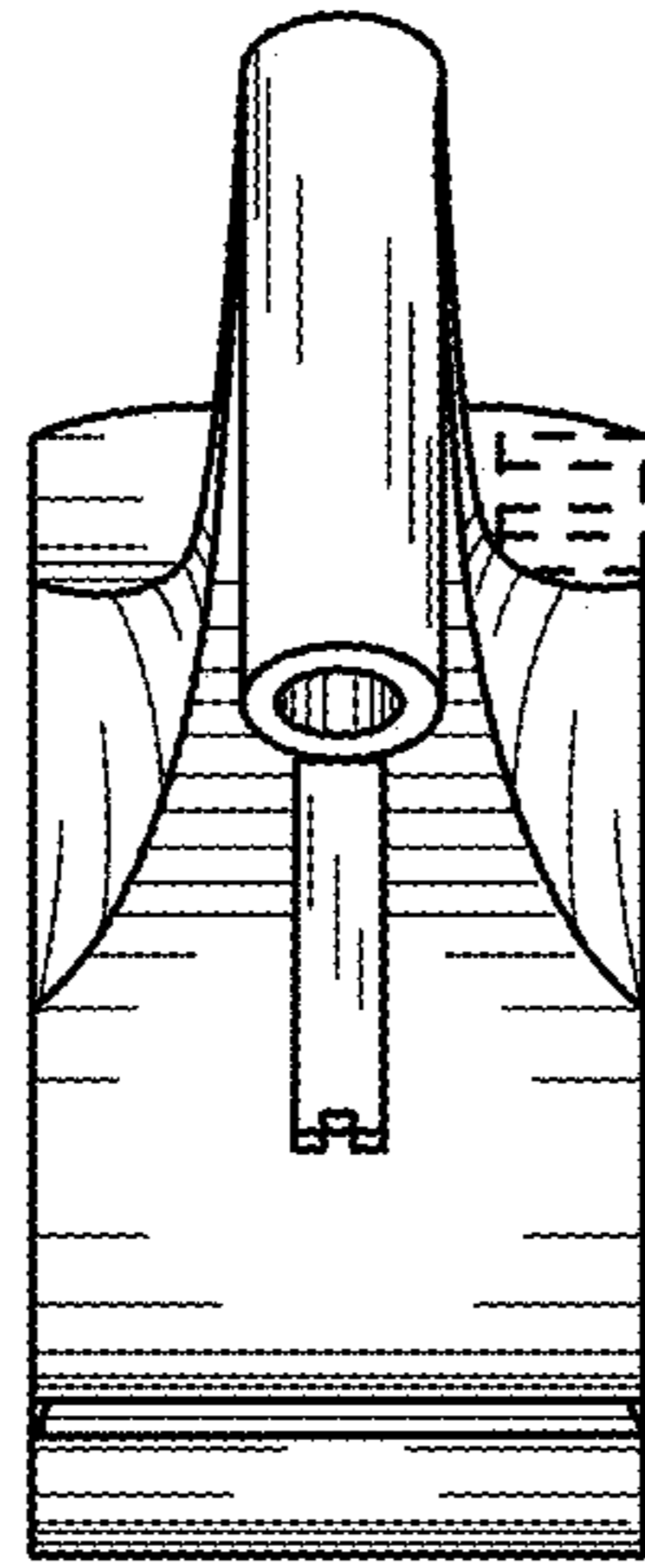


FIG. 2

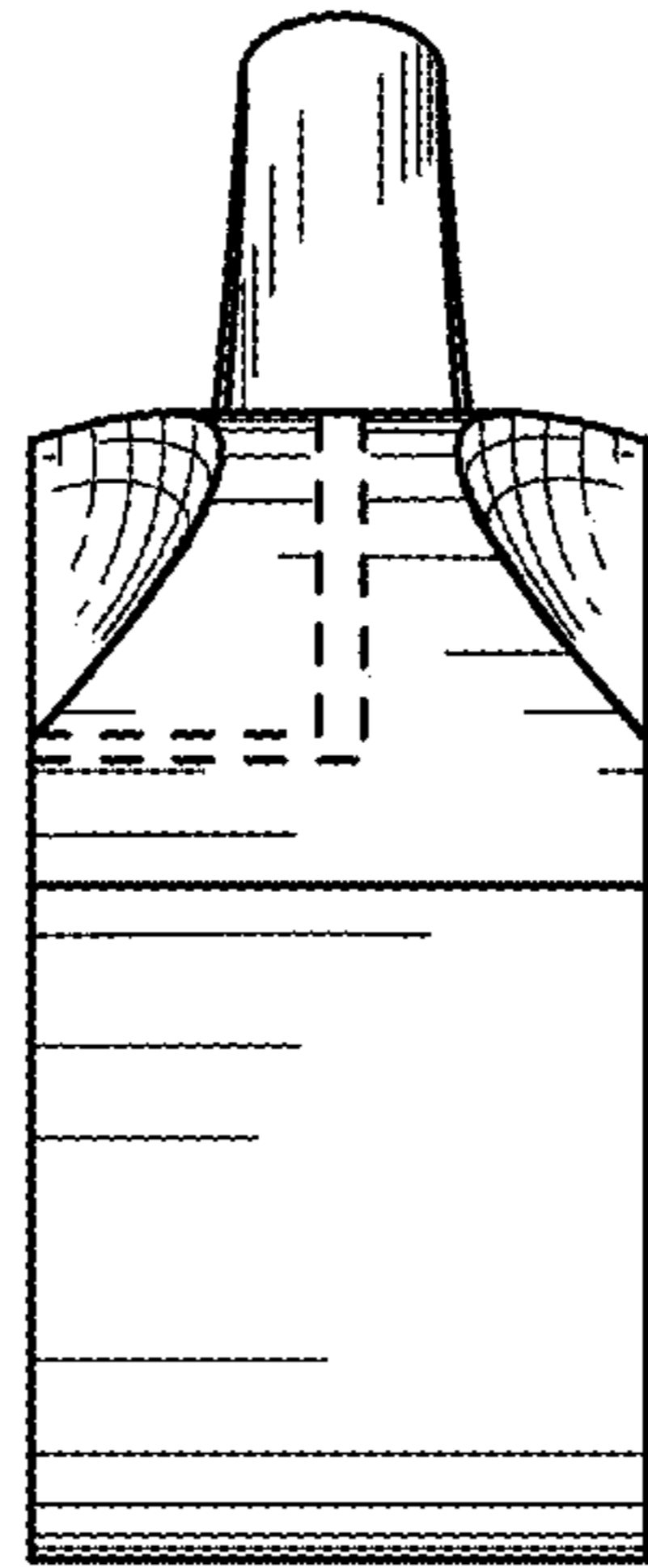


FIG. 3

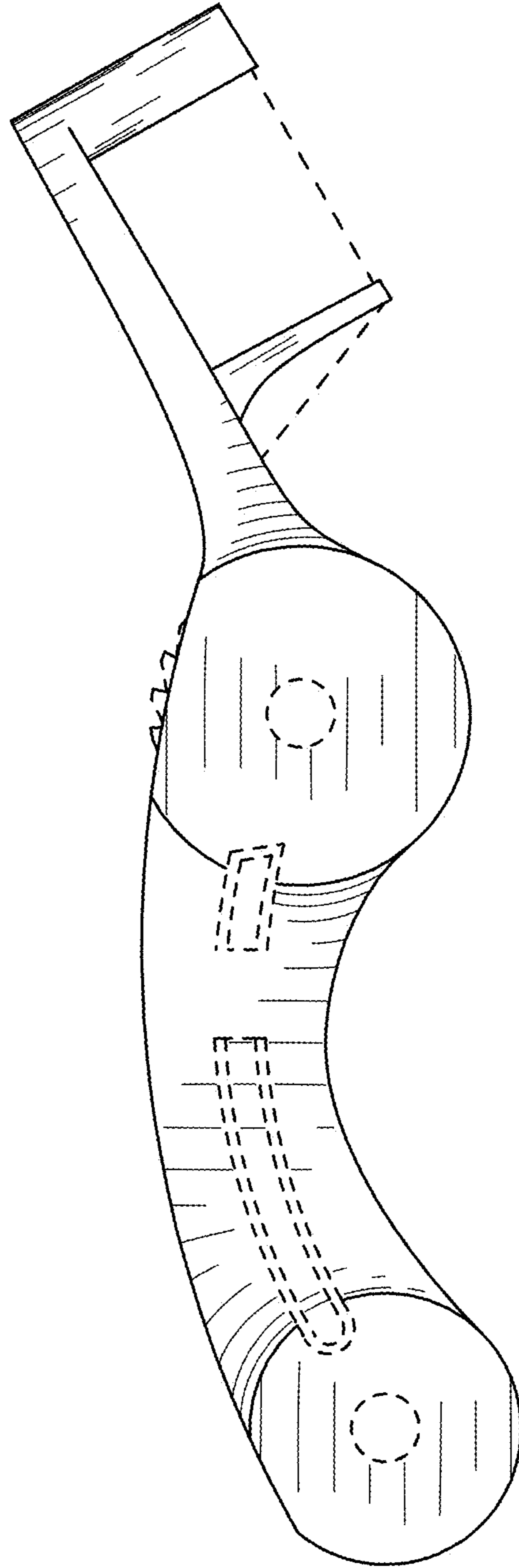


FIG. 4

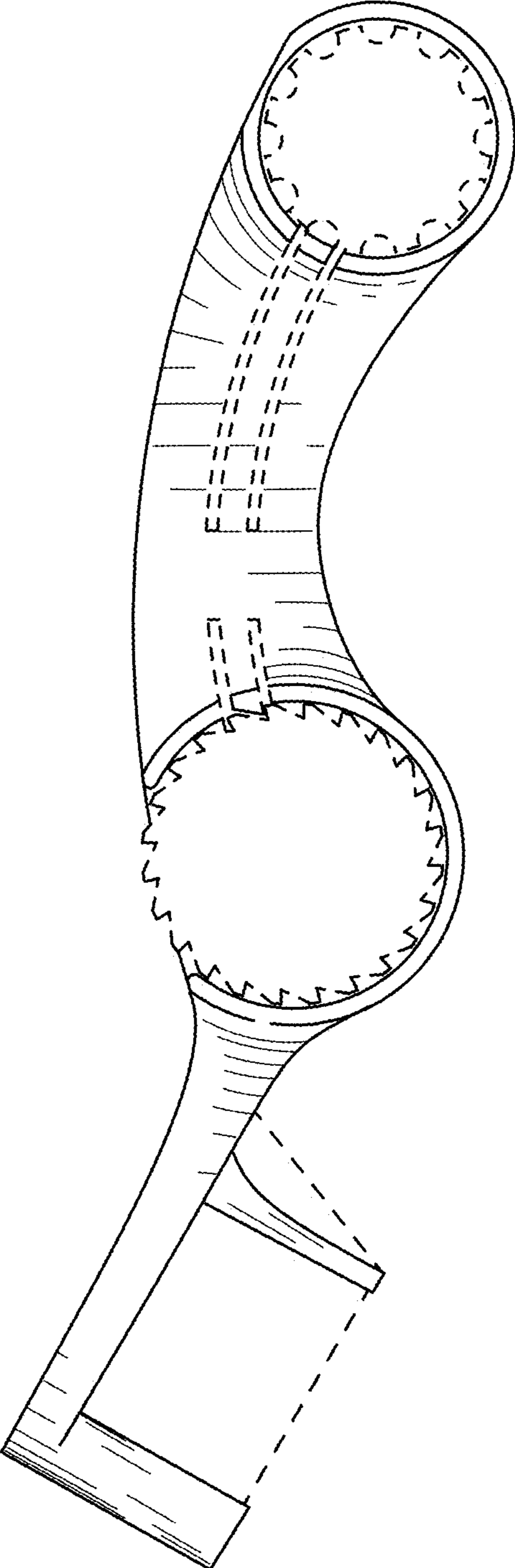


FIG. 5

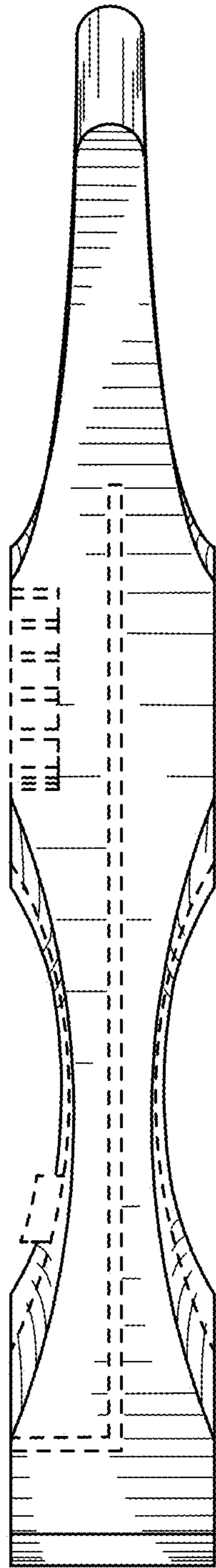


FIG. 6

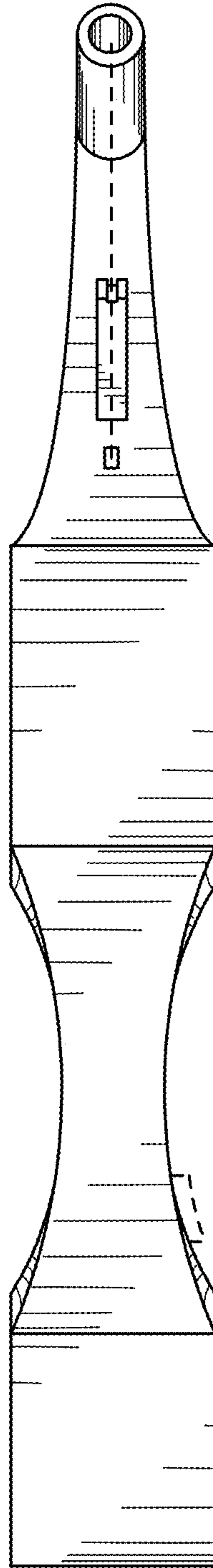


FIG. 7