



US00D929653S

(12) **United States Design Patent**
Kaye et al.

(10) **Patent No.:** **US D929,653 S**

(45) **Date of Patent:** **** Aug. 31, 2021**

(54) **POUCH**

(71) Applicant: **Henkel IP & Holding GmbH**,
Düsseldorf (DE)

(72) Inventors: **Glenn W. Kaye**, Norwalk, CT (US);
Camile F. de Matos Gomes,
Bridgeport, CT (US); **Montes Jose**
Ulibarri, West Jordan, UT (US)

(73) Assignee: **Henkel IP & Holding GmbH**,
Duesseldorf (DE)

(**) Term: **15 Years**

(21) Appl. No.: **29/698,867**

(22) Filed: **Jul. 20, 2019**

(51) **LOC (13) Cl.** **28-02**

(52) **U.S. Cl.**
USPC **D28/8.1; D9/707**

(58) **Field of Classification Search**
USPC D28/4, 8, 8.1, 8.2; D9/414, 415, 418,
D9/424, 426, 702, 707, 720
CPC C11D 17/00; C11D 17/02; C11D 17/0017;
C11D 17/0026; C11D 17/13; C11D
17/16; C11D 17/0047-0095; C11D 13/18;
C11D 13/20
See application file for complete search history.

(56) **References Cited**

U.S. PATENT DOCUMENTS

D553,506 S	10/2007	Parenteau
D564,899 S	3/2008	Hardy
D648,064 S	11/2011	Pflug et al.
D665,530 S	8/2012	Gaertner
D679,862 S	4/2013	Sunder

(Continued)

FOREIGN PATENT DOCUMENTS

CA	137153 S	3/2011
CA	136384 S	6/2011

(Continued)

OTHER PUBLICATIONS

Laundry capsules two in one, announced 2018 [online], [site visited Jan. 28, 2021]. Available from internet, URL:<<https://www.laundrydetergentpods.com/index.php/laundry-pods/92-two-in-one-laundry-detergent-pods/147-laundrycapsule-two-in-one-factory.html>> (Year: 2018).*

Primary Examiner — Kevin K Rudzinski

Assistant Examiner — Xavier Marti-Santos

(74) *Attorney, Agent, or Firm* — Bojuan Deng

(57) **CLAIM**

The ornamental design for a pouch, as shown and described.

DESCRIPTION

The file of this patent contains at least one drawing/photograph executed in color. Copies of this patent with color drawing(s)/photograph(s) will be provided by the Office upon request and payment of the necessary fee.

FIG. 1 is a top, front perspective view of a pouch showing the claimed design;

FIG. 2 is a top plan view thereof;

FIG. 3 is a bottom plan view thereof;

FIG. 4 is a rear view thereof;

FIG. 5 is a front view thereof;

FIG. 6 is a left side view thereof;

FIG. 7 is a right side view thereof;

FIG. 8 is a top, front perspective view of a pouch showing the claimed design;

FIG. 9 is a top plan view thereof;

FIG. 10 is a bottom plan view thereof;

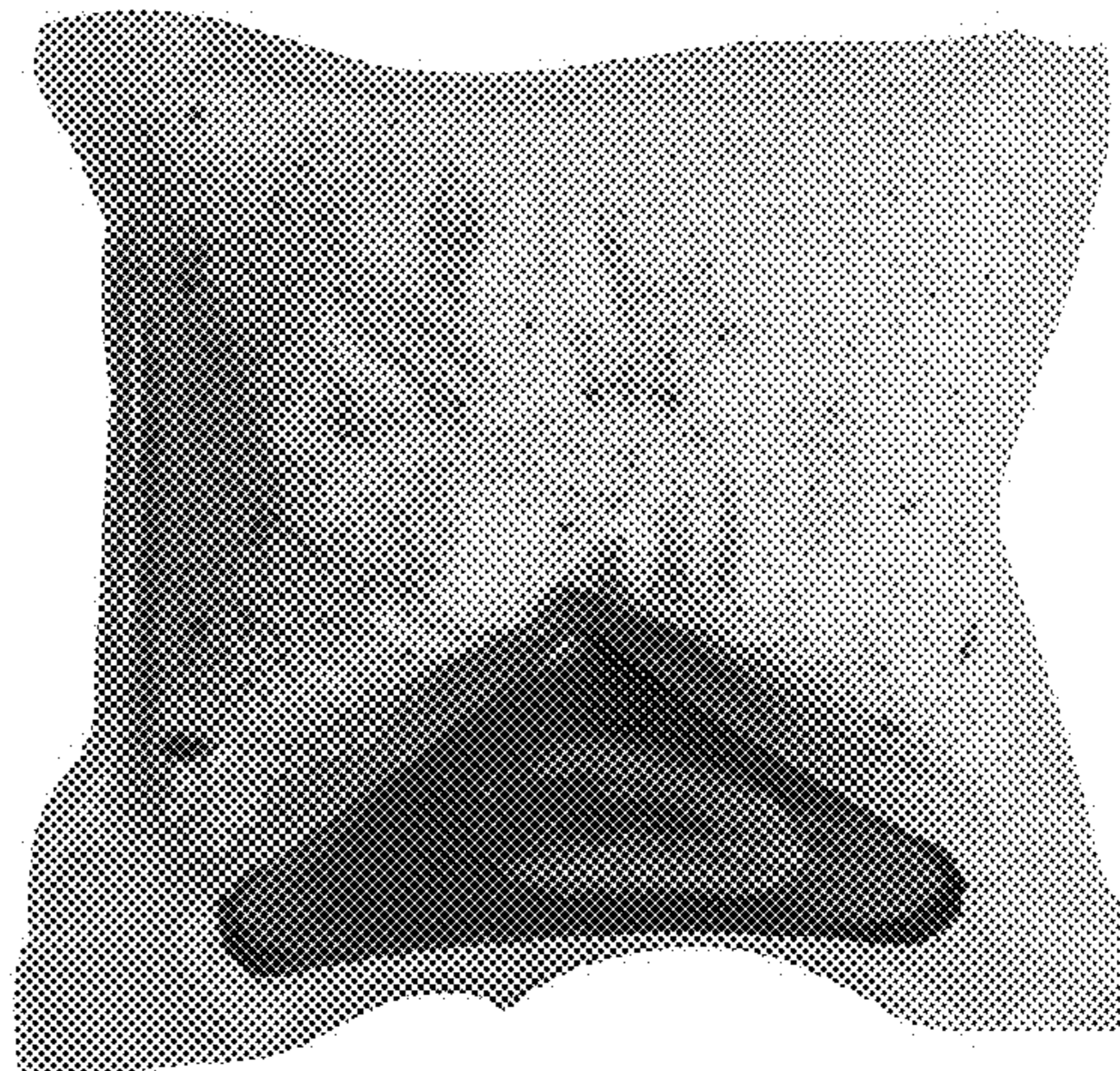
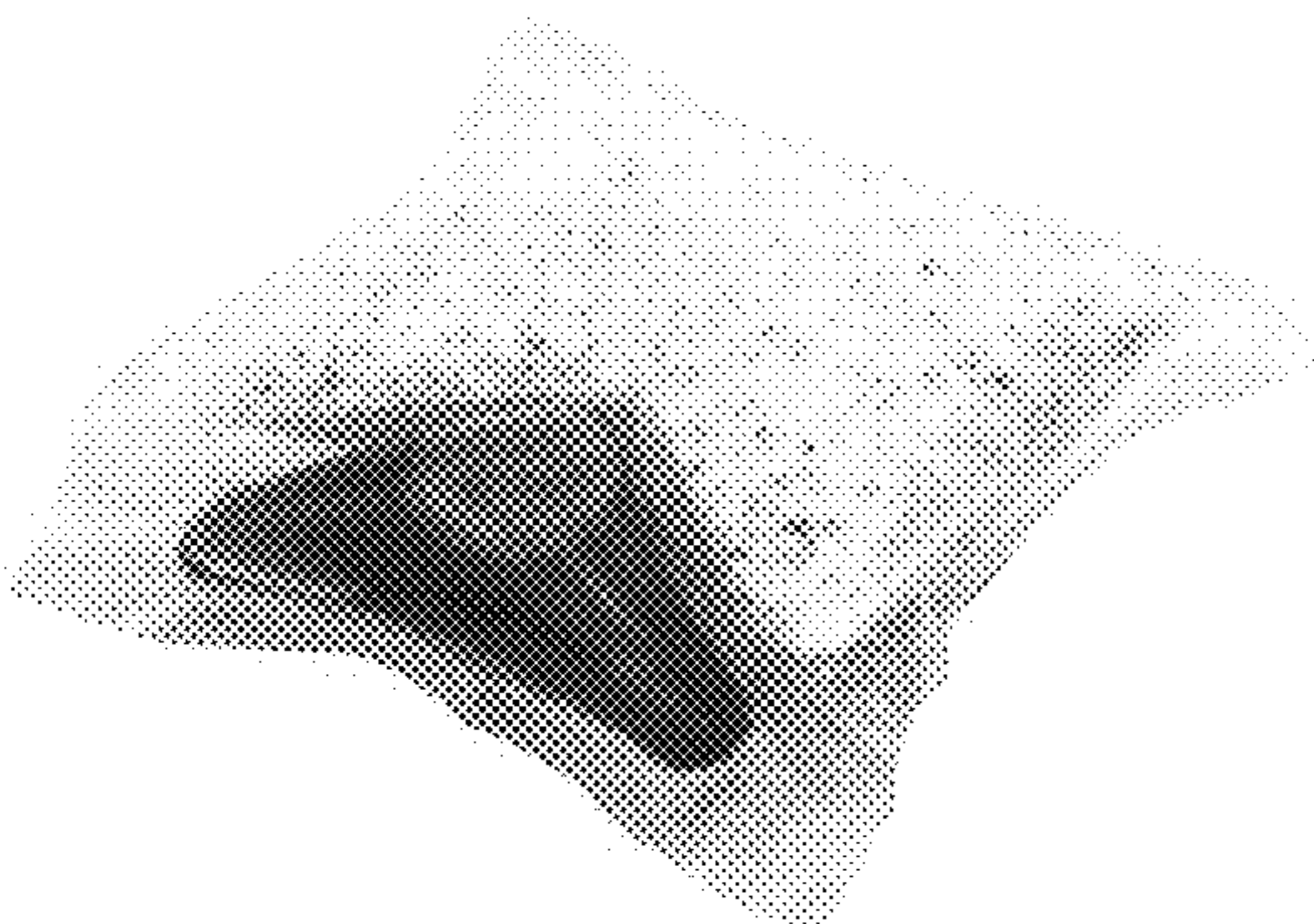
FIG. 11 is a rear view thereof;

FIG. 12 is a front view thereof;

FIG. 13 is a left side view thereof; and,

FIG. 14 is a right side view thereof.

1 Claim, 14 Drawing Sheets
(7 of 14 Drawing Sheet(s) Filed in Color)



(56)

References Cited

U.S. PATENT DOCUMENTS

D679,863 S 4/2013 Sunder
 D680,445 S 4/2013 Kopulos et al.
 D681,271 S 4/2013 Davis
 D681,272 S 4/2013 Davis
 D681,273 S 4/2013 Davis
 D687,182 S 7/2013 Gordon et al.
 D689,240 S 9/2013 Sunder
 D720,617 S 1/2015 Wehrmann
 D728,157 S 4/2015 Sarb
 D733,962 S 7/2015 Sunder
 D735,408 S 7/2015 Meier
 D735,409 S 7/2015 Sunder
 D744,162 S 11/2015 Sunder
 D759,891 S 6/2016 Sarb
 D774,249 S 12/2016 McLenithan
 D774,250 S 12/2016 McLenithan
 D777,373 S 1/2017 Sunder
 D779,118 S 2/2017 Johnson et al.
 D779,119 S 2/2017 Johnson et al.
 D779,727 S 2/2017 Johnson
 D791,404 S * 7/2017 Rigobert D28/8.1
 D800,964 S 10/2017 Zuckerman et al.
 D808,583 S 1/2018 Zietek
 D811,007 S 2/2018 Link et al.
 D811,008 S 2/2018 Link et al.
 D811,656 S 2/2018 Link et al.

D816,268 S 4/2018 Link et al.
 D821,645 S 6/2018 Nelemans et al.
 D821,646 S * 6/2018 Johnson D28/8.1
 D823,539 S 7/2018 Link et al.
 D825,847 S * 8/2018 Wissmann D28/8.1
 D829,985 S * 10/2018 Eggemeyer D28/8.1
 D832,508 S * 10/2018 Johnson D28/8.1
 D833,068 S * 11/2018 Sunder D28/8.1
 D905,570 S * 12/2020 Huang D9/707
 D906,126 S * 12/2020 Sheerin D9/707
 2015/0136637 A1 * 5/2015 Meier B65B 51/04
 206/524.7
 2017/0057716 A1 * 3/2017 Fowler B65D 65/46

FOREIGN PATENT DOCUMENTS

CA 145826 S 3/2013
 CA 149541 S 3/2013
 CA 149551 S 3/2013
 CA 149552 S 3/2013
 CA 166724 S 9/2016
 CA 169249 S 9/2016
 CA 169250 S 9/2016
 CA 169243 S 3/2017
 CA 171546 S 8/2017
 CA 172768 S 2/2018
 CA 176429 S 2/2018

* cited by examiner




FIG. 1

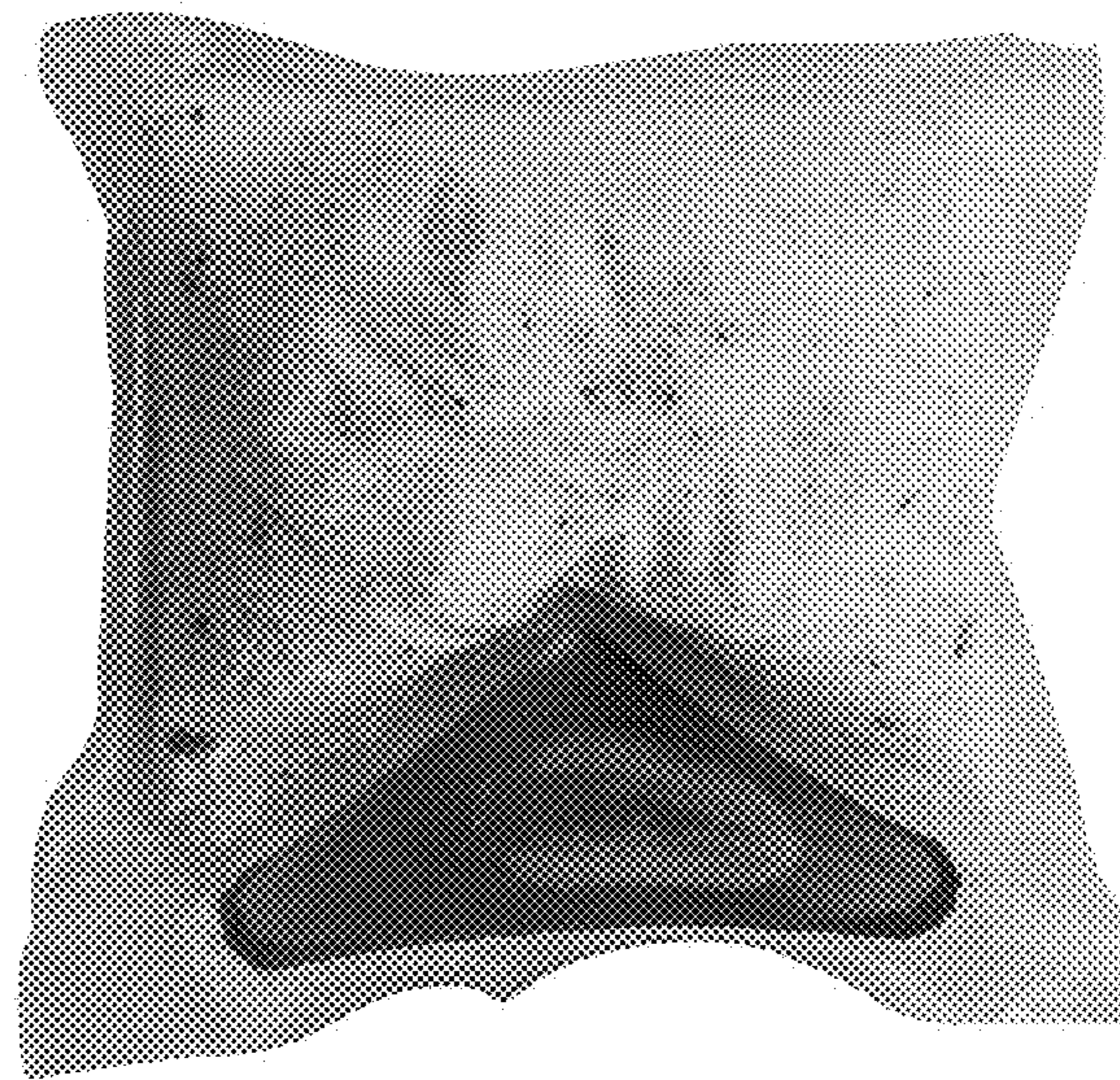


FIG. 2

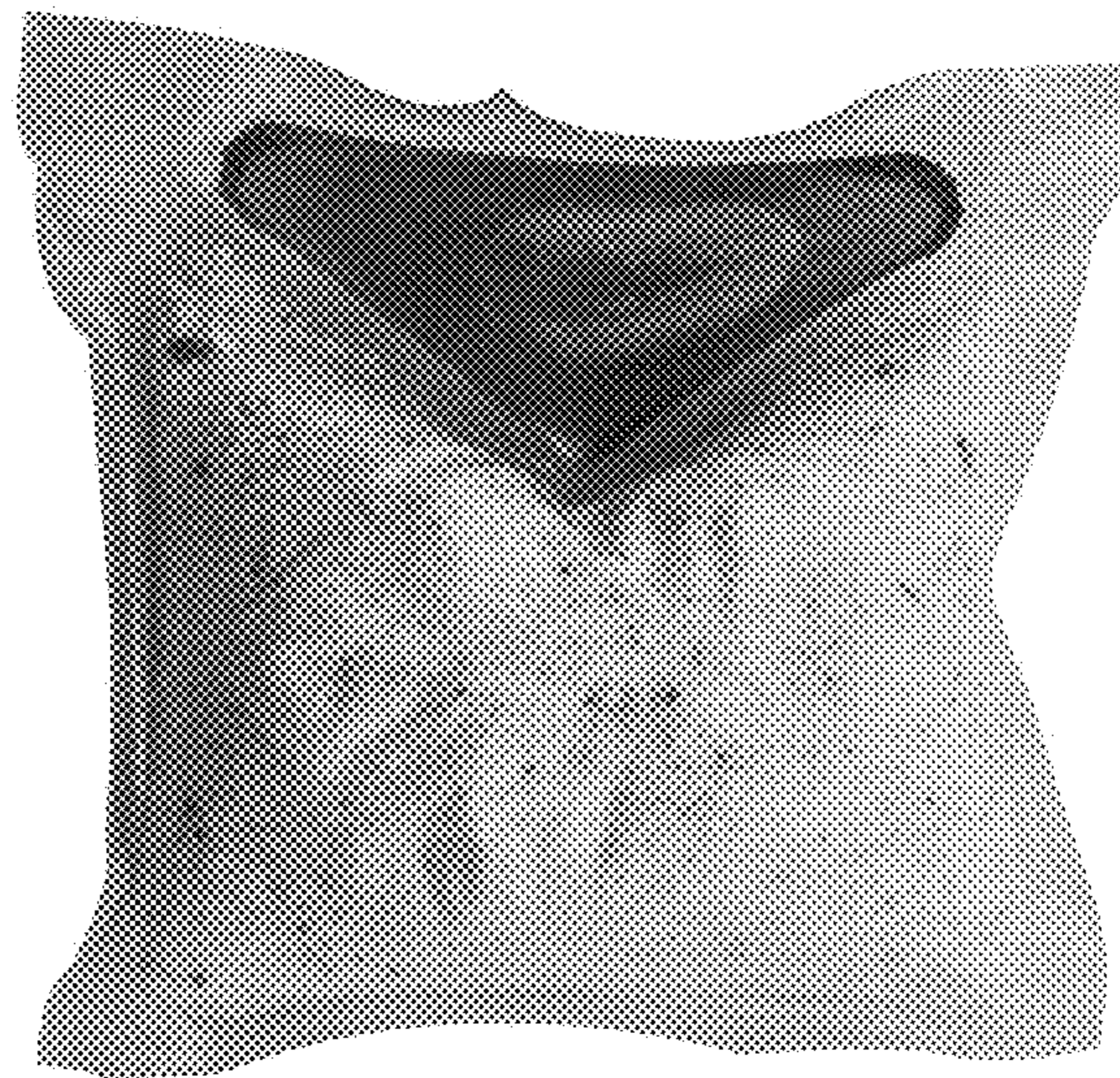


FIG. 3




FIG. 4




FIG. 5




FIG. 6




FIG. 7




FIG. 8

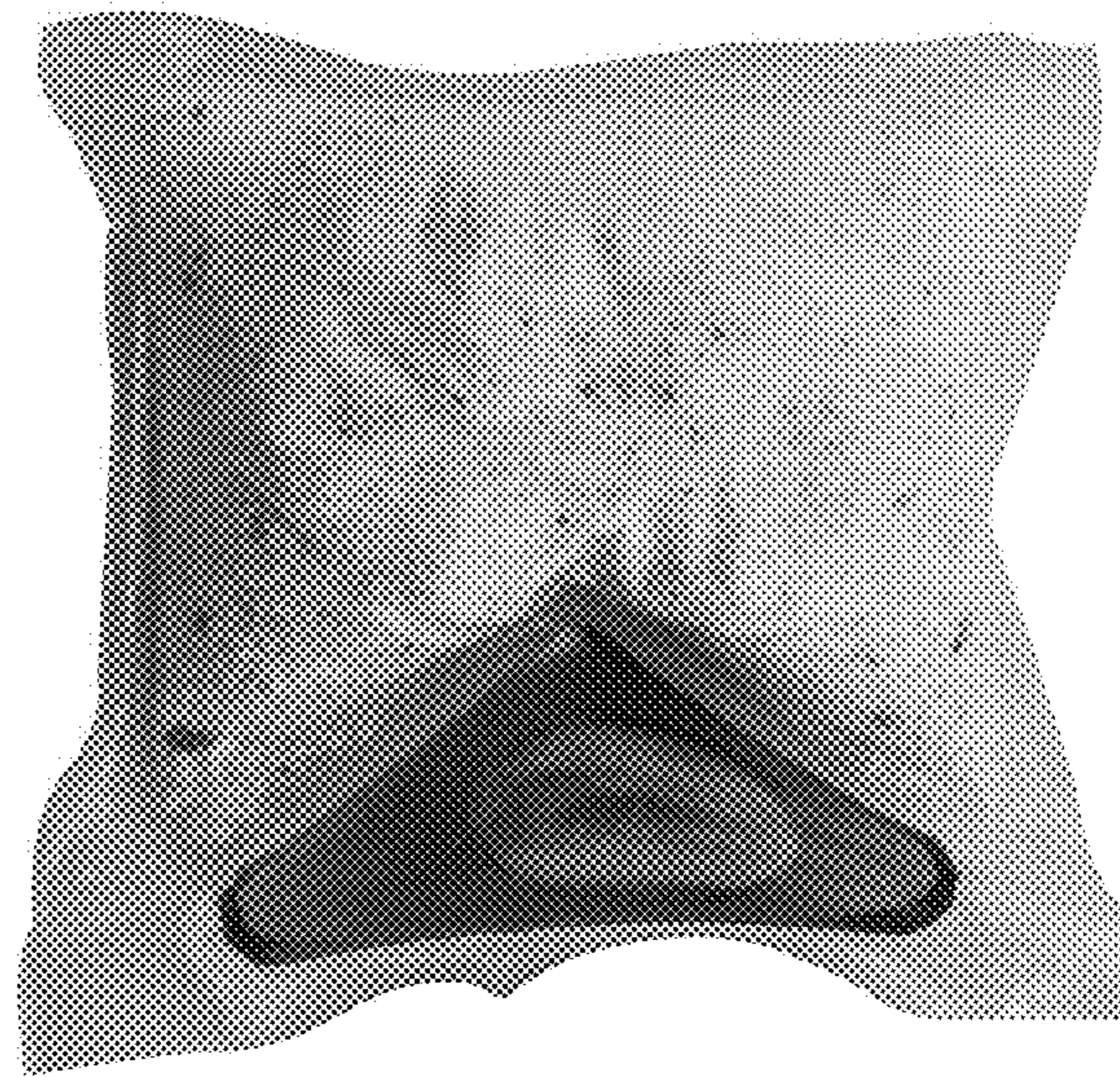


FIG. 9

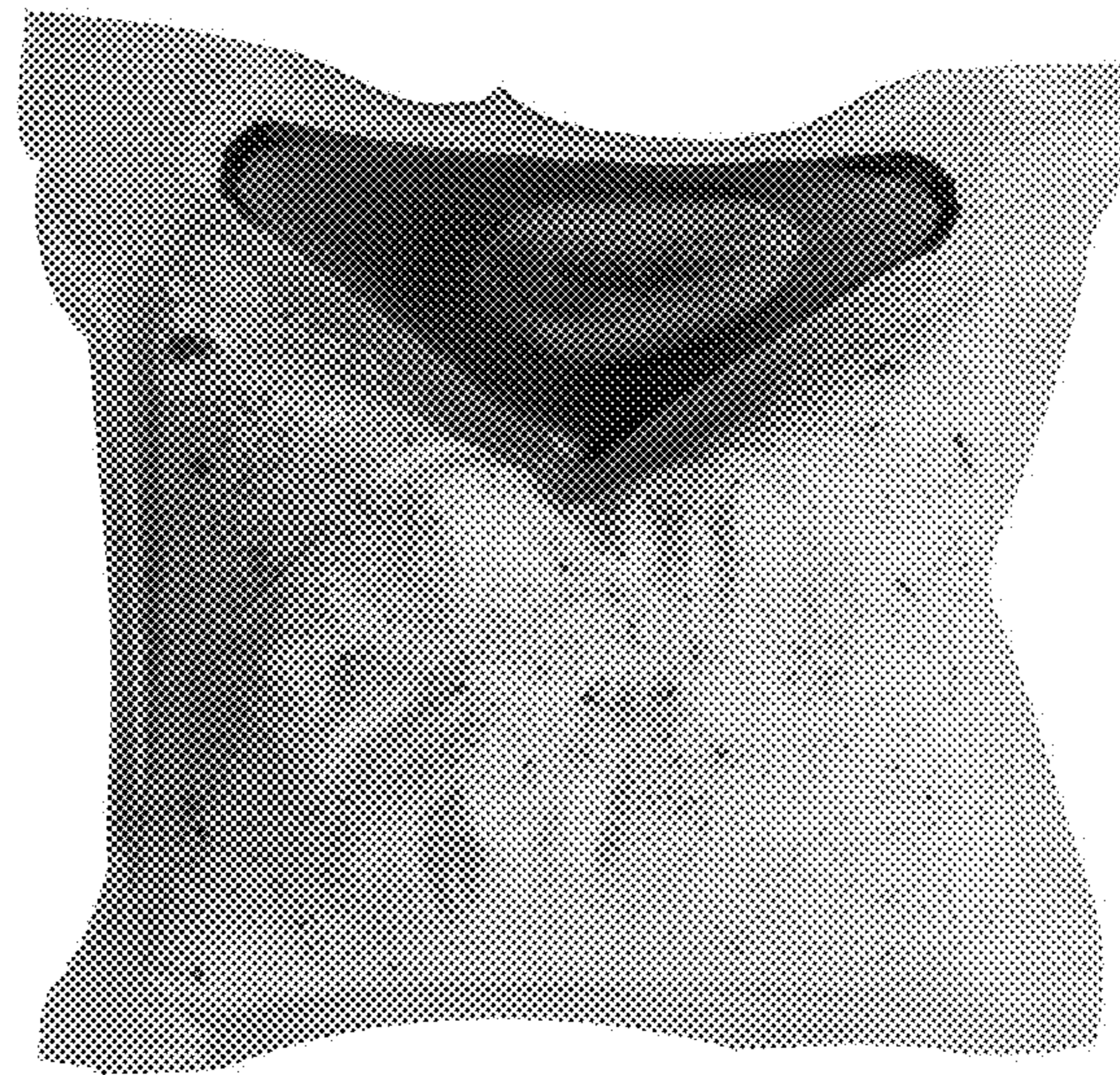


FIG. 10




FIG. 11



FIG. 12




FIG. 13

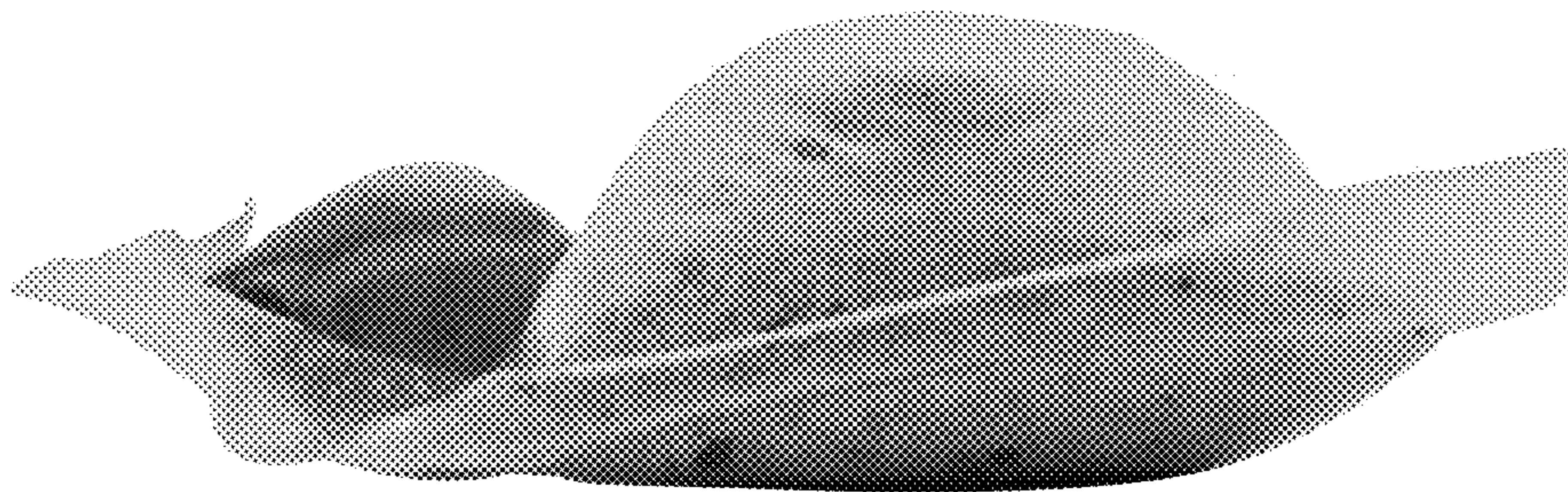


FIG. 14