



US00D929629S

(12) **United States Design Patent** (10) **Patent No.:** **US D929,629 S**
Hur (45) **Date of Patent:** **** Aug. 31, 2021**

(54) **LED HEAD LANTERN**
(71) Applicant: **HURKINS CO., LTD**, Daegu (KR)
(72) Inventor: **Ji Uk Hur**, Seoul (KR)
(73) Assignee: **HURKINS CO., LTD**, Daegu (KR)
(**) Term: **15 Years**
(21) Appl. No.: **29/711,939**
(22) Filed: **Nov. 4, 2019**
(51) **LOC (13) Cl.** **26-03**
(52) **U.S. Cl.**
USPC **D26/39**
CPC **F21L 4/00** (2013.01)
(58) **Field of Classification Search**
USPC D26/37-51
CPC F21L 2003/00; F21L 13/00; F21L 13/08;
F21L 19/00; F21L 2/00; F21L
4/00-4/085; F21L 15/00-15/14; F21L
2001/00; F21L 2005/00; F21L 25/00;
F21L 4/005; F21L 4/025; F21L 4/027;
F21L 4/04; F21L 4/08; F21L 14/02
See application file for complete search history.

D729,427 S * 5/2015 Kovac D26/39
D738,049 S * 9/2015 Gee D29/122
D742,049 S * 10/2015 Baker D26/39
D750,824 S * 3/2016 Bonang D26/39
D752,791 S * 3/2016 Ferguson D26/39
D768,024 S * 10/2016 Dayal D11/3
9,677,901 B2 * 6/2017 Yamamoto A61H 3/06
D809,686 S * 2/2018 Royal D26/39
D824,059 S * 7/2018 Inskeep D26/39
D832,479 S * 10/2018 Yang D26/39
D841,850 S * 2/2019 Williams D26/39
D860,491 S * 9/2019 Szeljack D26/39
D862,754 S * 10/2019 Chu D26/39
D866,029 S * 11/2019 Kawakami D26/39
D871,636 S * 12/2019 Cacciabeve D26/39
D878,649 S * 3/2020 Kunzendorf D26/39
D887,602 S * 6/2020 Kunzendorf D26/39
D896,418 S * 9/2020 Lin D26/39
2002/0159250 A1 * 10/2002 Kuo A42B 3/044
362/106

* cited by examiner

Primary Examiner — Richard E Chilcot
(74) *Attorney, Agent, or Firm* — Novick, Kim & Lee,
PLLC; Jae Youn Kim; Jihun Kim

(57) **CLAIM**

I claim the ornamental design for an LED head lantern, as shown and described.

DESCRIPTION

FIG. 1 is a perspective view of an led head lantern, showing my new design;
FIG. 2 is a front elevational view thereof;
FIG. 3 is a rear elevational view thereof;
FIG. 4 is a left side elevational view thereof;
FIG. 5 is a right side elevational view thereof;
FIG. 6 is a top plan view thereof;
FIG. 7 is a bottom plan view thereof; and,
FIG. 8 is a reference view thereof showing a detached configuration.

1 Claim, 6 Drawing Sheets

(56) **References Cited**

U.S. PATENT DOCUMENTS

D441,886 S * 5/2001 Beck D24/231
D533,954 S * 12/2006 Opolka D26/39
D560,836 S * 1/2008 Garrity D26/39
D583,971 S * 12/2008 Castellucci D26/39
D623,783 S * 9/2010 Christianson D26/39
D669,603 S * 10/2012 Miyashita D26/1
D679,434 S * 4/2013 Conroy D26/39
D680,250 S * 4/2013 Opolka D26/39
D685,938 S * 7/2013 Baker D26/39
D699,380 S * 2/2014 Weaver D26/39
D699,875 S * 2/2014 Christianson D26/39
D712,045 S * 8/2014 Thornton D24/189





FIG. 1




FIG. 2




FIG. 3




FIG. 4




FIG. 5



FIG. 6



FIG. 7



FIG. 8