



US00D929622S

(12) **United States Design Patent** (10) **Patent No.:** **US D929,622 S**
Wu (45) **Date of Patent:** **** Aug. 31, 2021**

(54) **VEHICLE LIGHT**

(56) **References Cited**

(71) Applicant: **COPLUS INC.**, Tainan (TW)

U.S. PATENT DOCUMENTS

(72) Inventor: **Po-Hua Wu**, Tainan (TW)

D874,038 S *	1/2020	He	D26/28
D893,063 S *	8/2020	He	D26/28
D893,065 S *	8/2020	He	D26/28
D896,410 S *	9/2020	He	D26/28
D899,641 S *	10/2020	He	D26/28
D905,301 S *	12/2020	Wu	D26/28
D906,555 S *	12/2020	Wu	D26/28
D912,863 S *	3/2021	Wu	D26/28

(73) Assignee: **COPLUS INC**, Tainan (TW)

(**) Term: **15 Years**

* cited by examiner

(21) Appl. No.: **29/729,085**

(22) Filed: **Mar. 24, 2020**

Primary Examiner — Angela J Lee

(30) **Foreign Application Priority Data**

(74) *Attorney, Agent, or Firm* — Lewis Roca Rothgerber Christie LLP

Jan. 13, 2020 (TW) 109300177

(51) **LOC (13) Cl.** **26-06**

(57) **CLAIM**

The ornamental design for vehicle light, as shown and described.

(52) **U.S. Cl.**

USPC **D26/28**

DESCRIPTION

(58) **Field of Classification Search**

USPC D26/28, 29, 30, 31, 32, 33, 34, 35, 36, D26/44


CPC F21S 48/00; F21S 48/10; F21S 48/115; F21S 48/225; F21S 48/1233; F21S 48/1266; F21S 48/1388; F21S 48/2268; F21V 21/04; F21W 2103/35; F21W 3/40; F21W 2102/17; F21W 2102/30; F21W 2103/00; F21W 2103/55; F21W 2104/00; F21W 2107/17; F21W 2107/13

FIG. 1 is a perspective view of a vehicle light;
FIG. 2 is a front view thereof;
FIG. 3 is a back view thereof;
FIG. 4 is a left side view thereof;
FIG. 5 is a right side view thereof;
FIG. 6 is a top view thereof; and,
FIG. 7 is a bottom view thereof.

The broken lines in the drawings are for illustrative purpose only and form no part of the claimed design.

See application file for complete search history.

1 Claim, 7 Drawing Sheets






FIG. 1

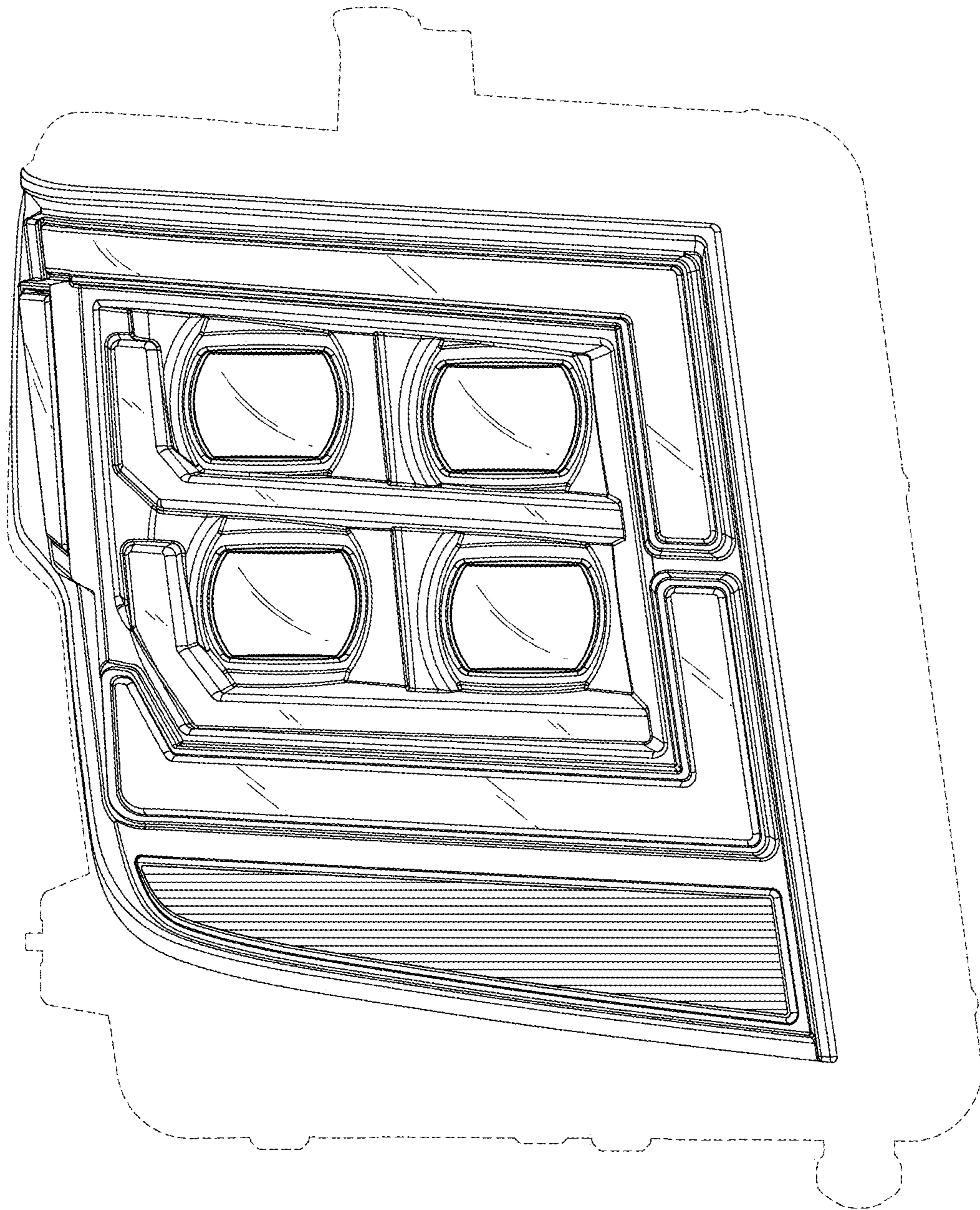


FIG. 2

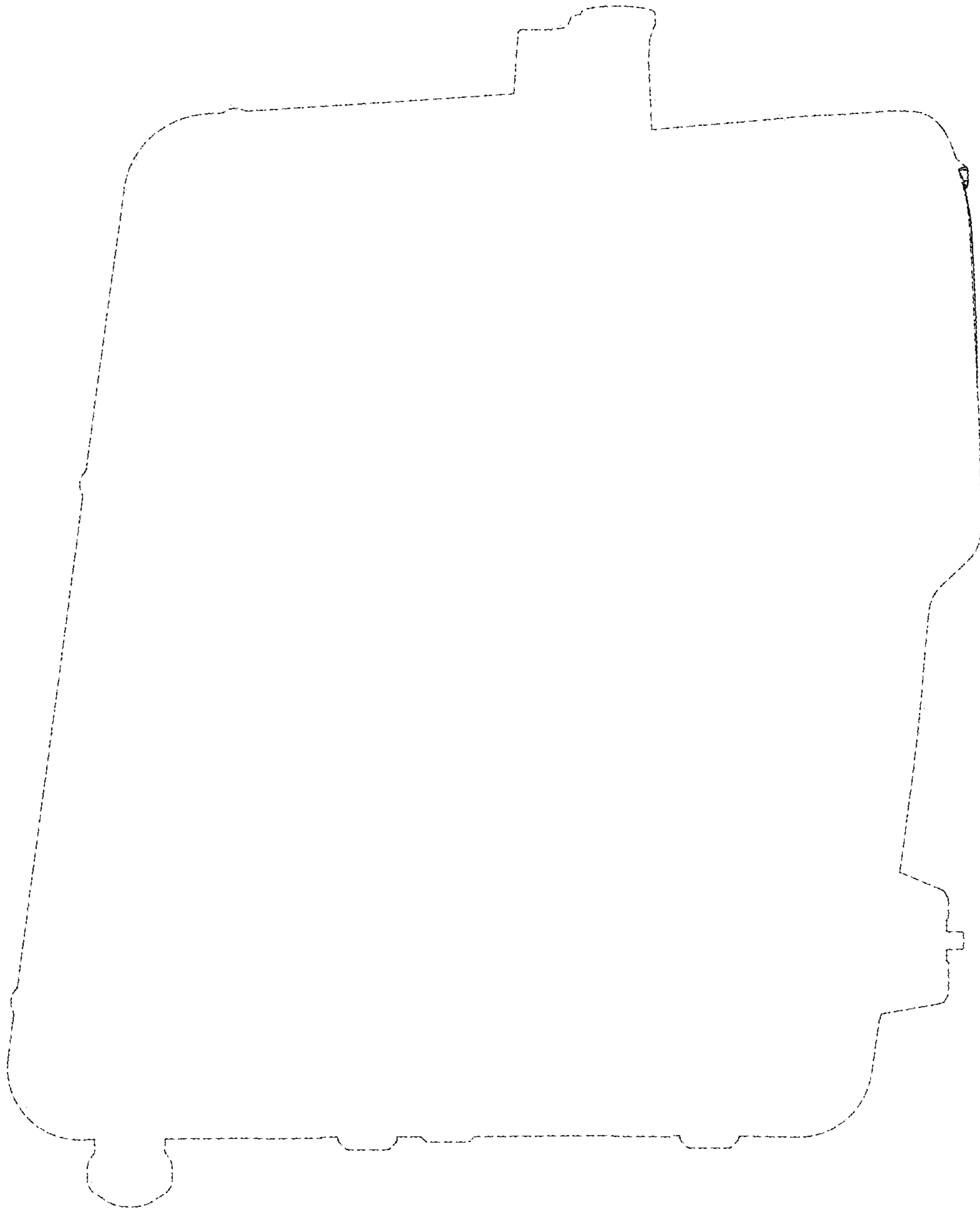


FIG. 3

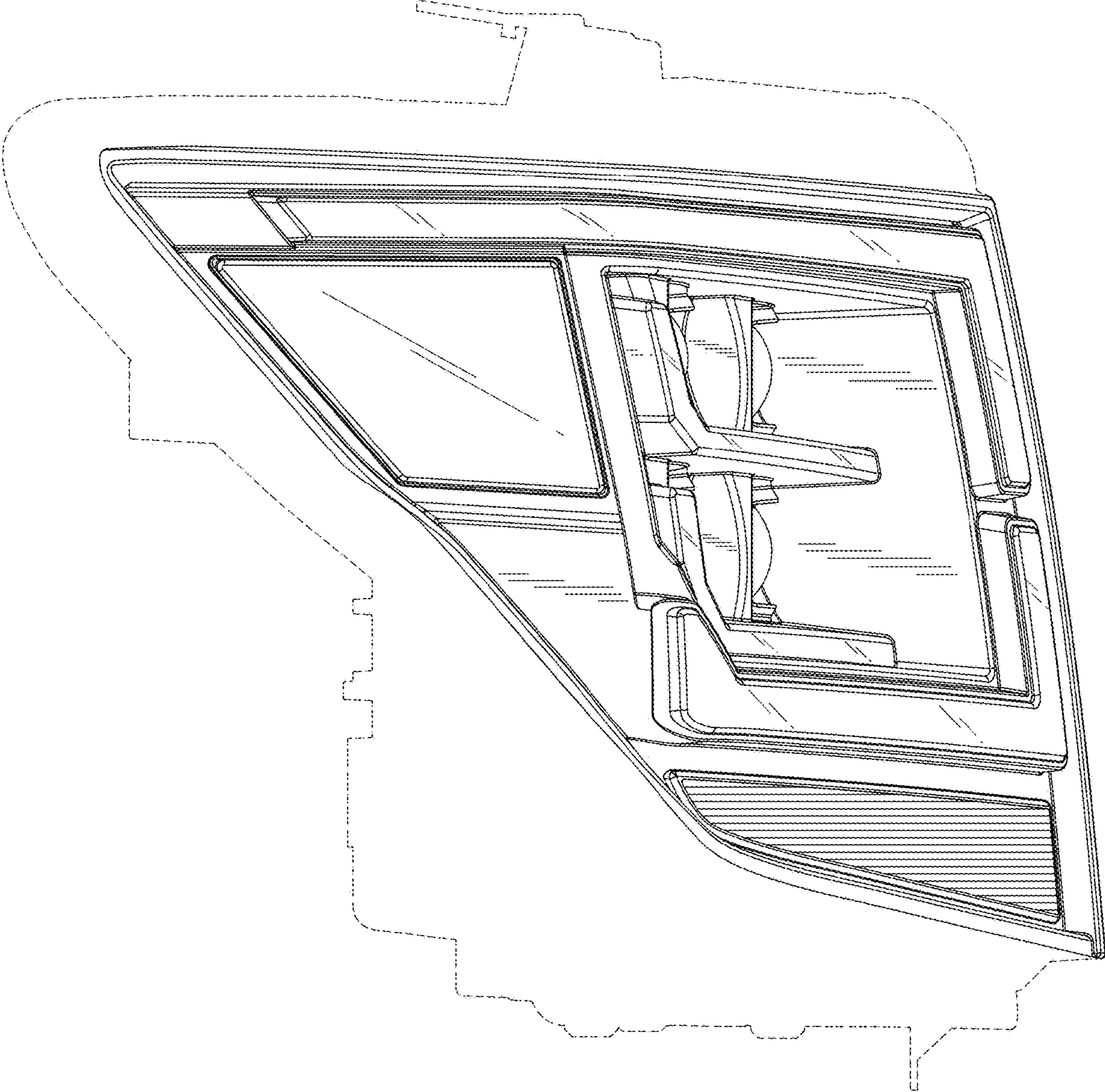


FIG. 4

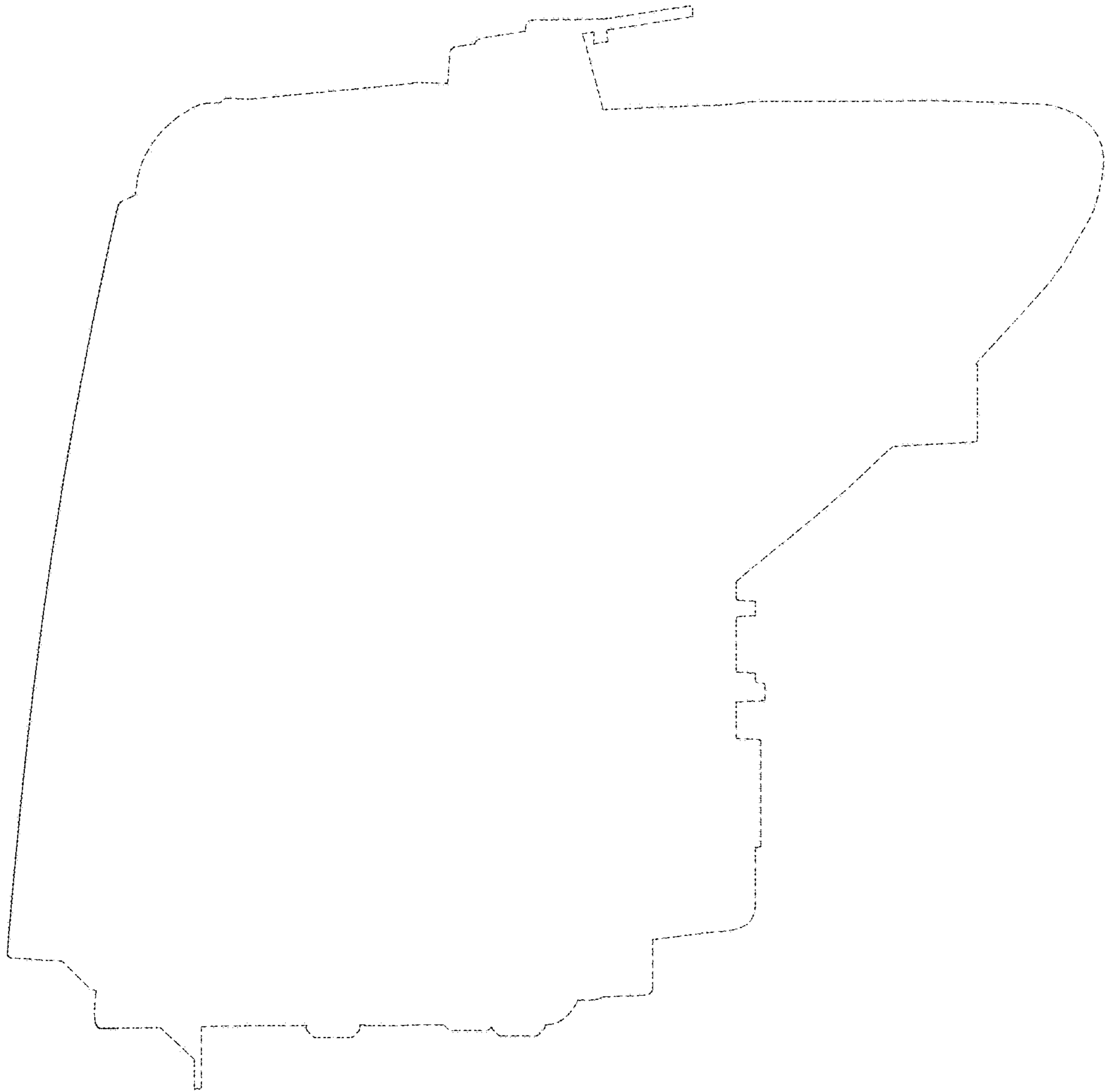


FIG. 5



FIG. 6

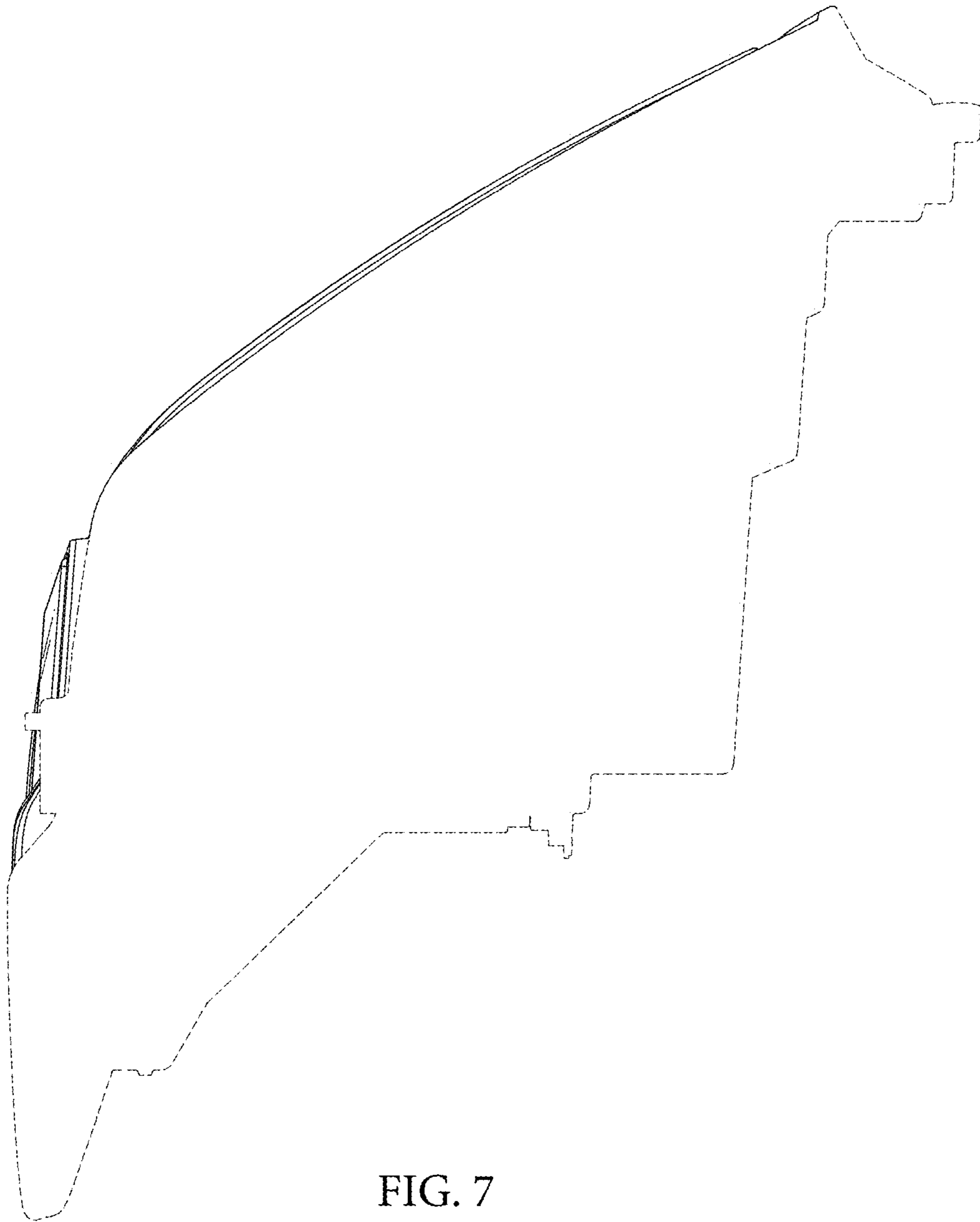


FIG. 7