



US00D929605S

(12) **United States Design Patent** (10) **Patent No.:** **US D929,605 S**
Paulke (45) **Date of Patent:** **** Aug. 31, 2021**

(54) **DIAGNOSTIC TEST SPECIMEN COLLECTOR**

(71) Applicant: **Vital Biosciences, Inc.**, Kitchener (CA)

(72) Inventor: **Gabor Paulke**, Littleton, NH (US)

(73) Assignee: **VITAL BIOSCIENCES, INC.**, Mississauga (CA)

(**) Term: **15 Years**

D640,794 S * 6/2011 Sunstrum D24/216
D650,090 S * 12/2011 Odeh D24/225
D735,879 S * 8/2015 Behar D24/223
D808,035 S * 1/2018 Williams D24/216
D818,577 S * 5/2018 Melendez D24/119
D827,854 S * 9/2018 McSherry D24/216
2008/0034899 A1* 2/2008 Kikuri A61B 10/0038
73/864.51
2010/0137741 A1* 6/2010 Slowey A61B 10/0045
600/573
2012/0310113 A1* 12/2012 Giddings A61B 10/0045
600/570

(21) Appl. No.: **29/727,498**

(22) Filed: **Mar. 11, 2020**

(51) **LOC (13) Cl.** **24-01**

(52) **U.S. Cl.**
USPC **D24/216**

(58) **Field of Classification Search**
USPC D24/216, 223–233, 186, 107, 121, 119,
D24/133; D10/81
CPC B01L 3/5029; B01L 3/508; B01L 3/5082;
B01L 3/50825; B01L 2300/046; B01L
2300/047; B01L 2300/049; B01L
2300/0832; A61B 10/0051; A61B 10/007;
A61B 10/0074; A61B 10/0038; A61B
10/0096
See application file for complete search history.

* cited by examiner

Primary Examiner — Anhdao Doan
(74) *Attorney, Agent, or Firm* — Morgan, Lewis & Bockius LLP

(57) **CLAIM**
The ornamental design for a diagnostic test specimen collector, as shown and described.

DESCRIPTION

FIG. 1 is a front perspective view of a diagnostic test specimen collector showing my new design; FIG. 2 is a rear perspective view thereof; FIG. 3 is a front elevational view thereof; FIG. 4 is a rear elevational view thereof; FIG. 5 is a left-side elevational view thereof; FIG. 6 is a right-side elevational view thereof; FIG. 7 is a top plan view thereof; and, FIG. 8 is a bottom plan view thereof.

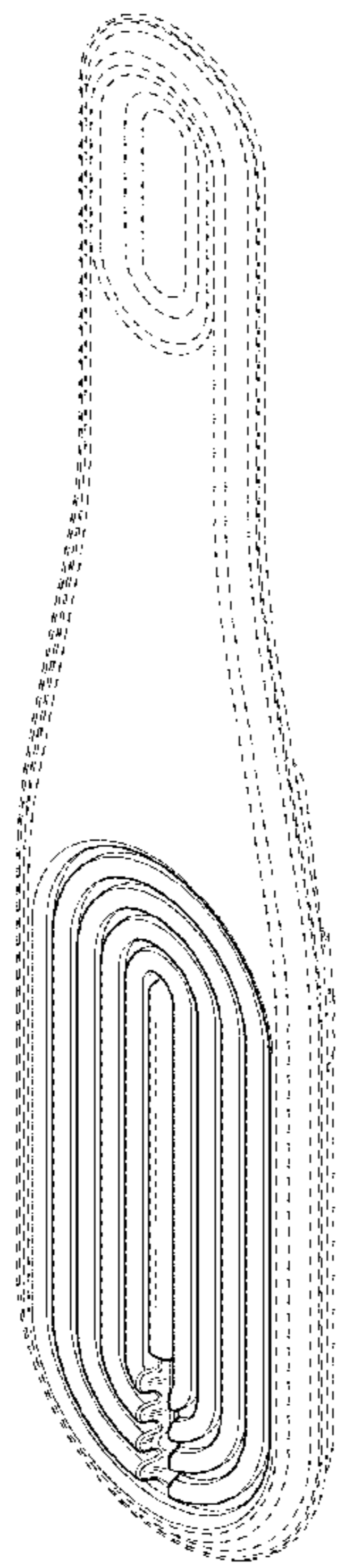
The broken lines immediately adjacent the shaded areas represent the bounds of the claimed design, while all other broken lines are directed to unclaimed portions; the broken lines form no part of the claimed design.

(56) **References Cited**

U.S. PATENT DOCUMENTS

D580,070 S * 11/2008 Riley D24/216
D612,048 S * 3/2010 Baynham D24/146
D626,249 S * 10/2010 Wang D24/223
D634,023 S * 3/2011 Wei D24/223

1 Claim, 6 Drawing Sheets



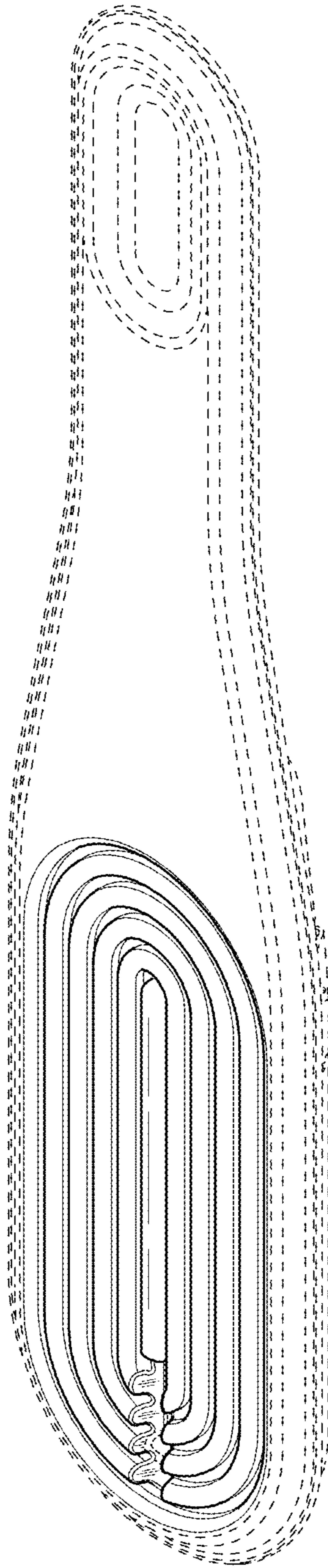


FIG. 1

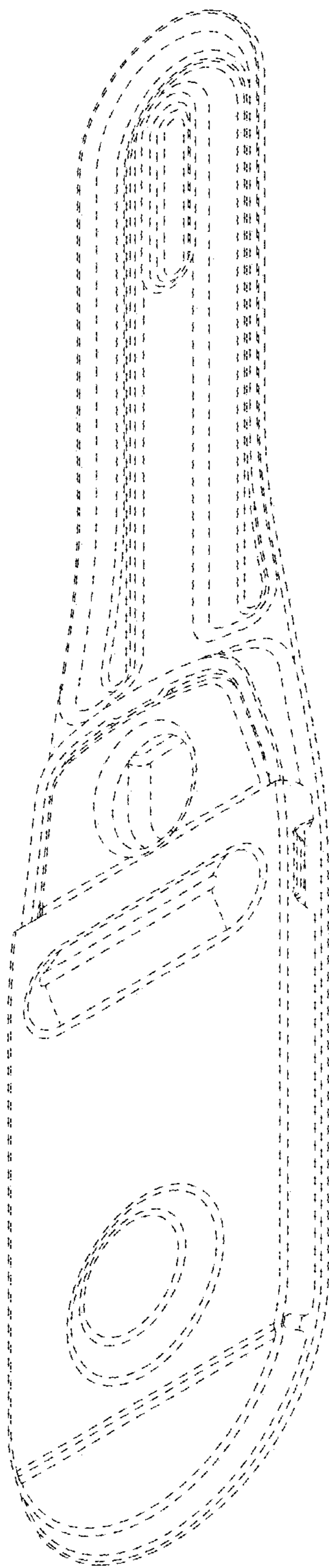


FIG. 2

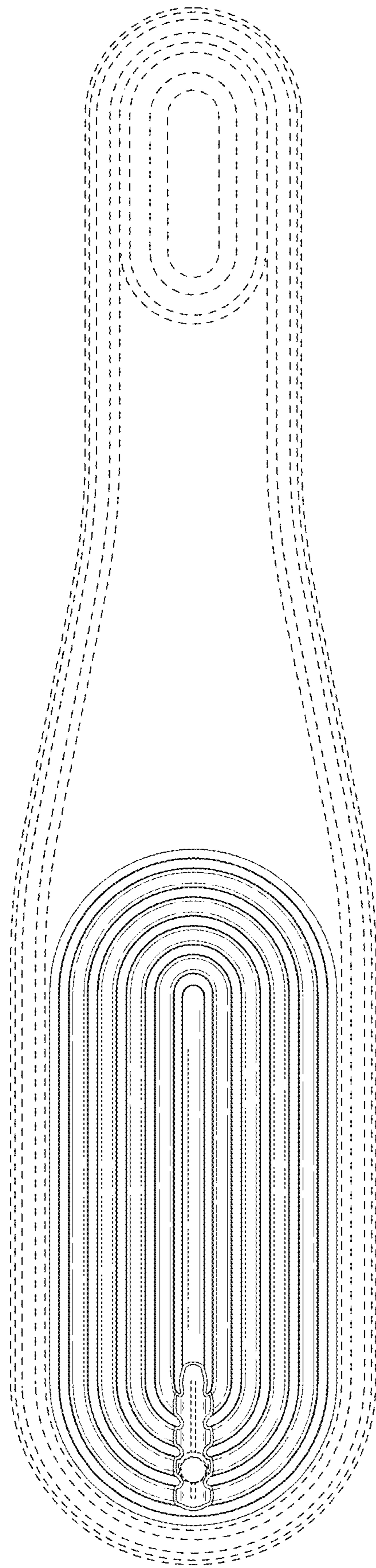


FIG. 3

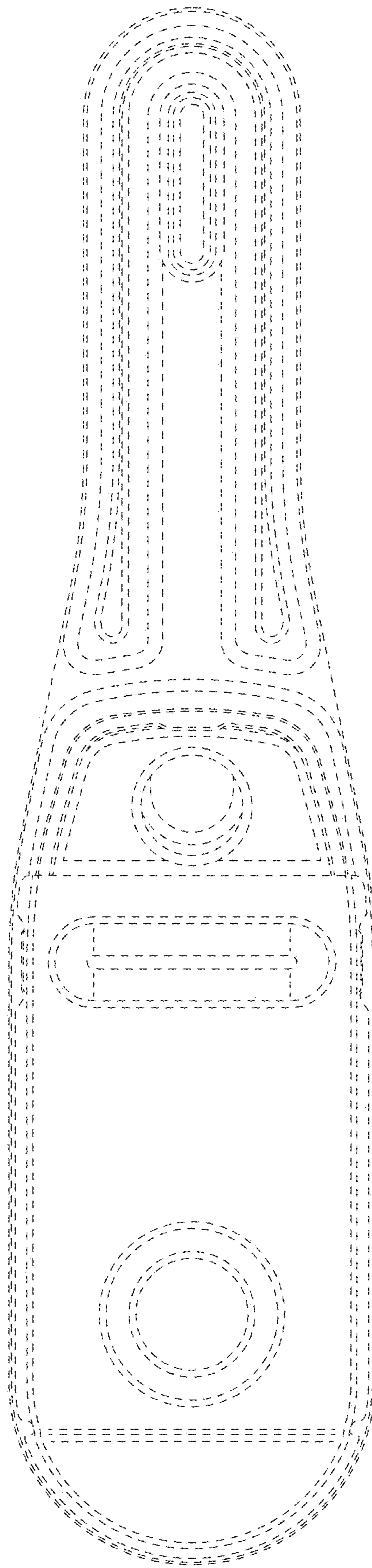


FIG. 4

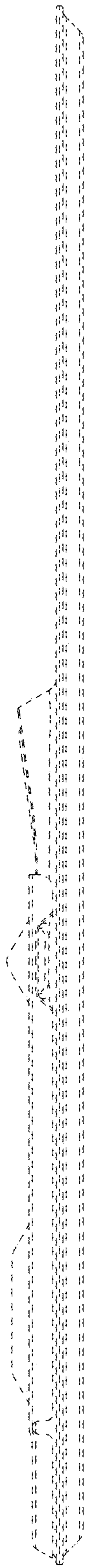


FIG. 5

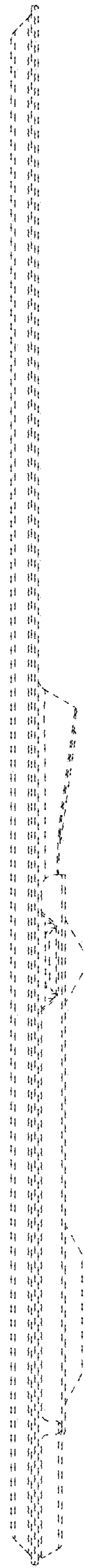


FIG. 6




FIG. 7

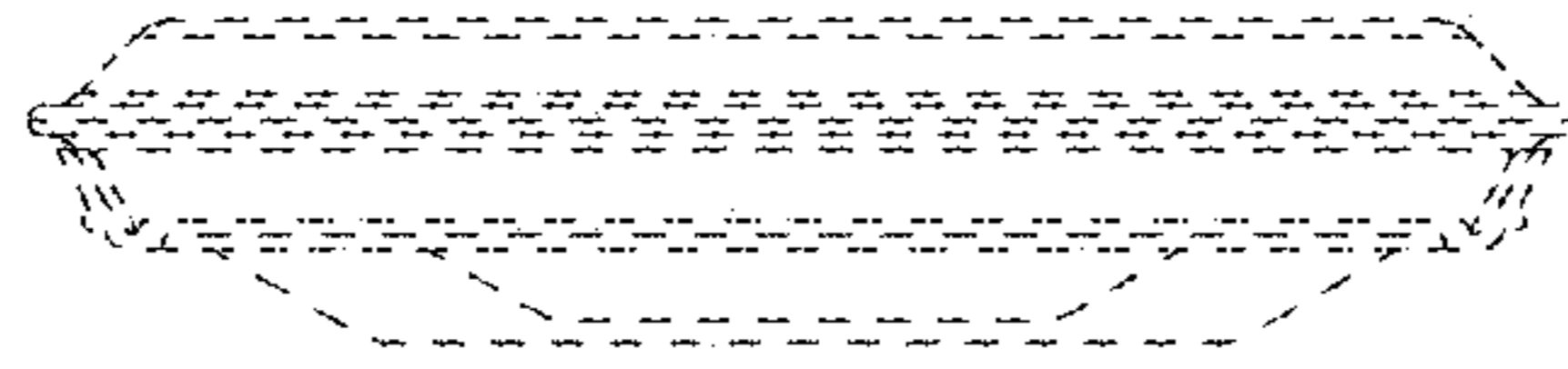


FIG. 8