



US00D929593S

(12) **United States Design Patent** (10) **Patent No.:** **US D929,593 S**
Larsson (45) **Date of Patent:** **** Aug. 31, 2021**

(54) **SPINE CAGE**
(71) Applicant: **Neo Medical SA**, Bourg-en-Lavaux (CH)
(72) Inventor: **Jonas Larsson**, Bourg-en-Lavaux (CH)
(73) Assignee: **Neo Medical S.A.**, Bourg-en-Lavaux (CH)
(**) Term: **15 Years**

7,867,277 B1 1/2011 Tohmeh
7,938,857 B2 5/2011 Garcia-Bengochea et al.
D650,481 S 12/2011 Gottlieb et al.
D653,757 S 2/2012 Binder
8,273,129 B2 9/2012 Baynham et al.
D674,900 S 1/2013 Janice et al.
D677,791 S 3/2013 Danacioglu et al.
D681,205 S 4/2013 Farris et al.
8,562,685 B2 10/2013 Ullrich, Jr. et al.
D700,332 S 2/2014 Tyber
8,758,443 B2 6/2014 Ullrich, Jr. et al.
D708,747 S 7/2014 Curran et al.
8,845,727 B2 9/2014 Gottlieb et al.

(Continued)

(21) Appl. No.: **29/676,810**
(22) Filed: **Jan. 15, 2019**
(51) **LOC (13) Cl.** **24-03**
(52) **U.S. Cl.**
USPC **D24/155**
(58) **Field of Classification Search**
USPC D24/155
CPC A61F 2/4611; A61F 2/442; A61F 2/447;
A61F 2220/0025; A61F 2310/00023;
A61F 2310/00017; A61F 2002/4475;
A61F 2002/30841; A61F 2002/2835;
A61F 2002/30904; A61F 2002/30785;
A61F 2002/443; A61F 2002/30578
See application file for complete search history.

FOREIGN PATENT DOCUMENTS

WO WO8909035 A1 10/1989
Primary Examiner — Charles D Hanson
(74) *Attorney, Agent, or Firm* — Andre Roland S.A.;
Nikolaus Schibli

(57) **CLAIM**

The ornamental design for a spine cage, as shown and described.

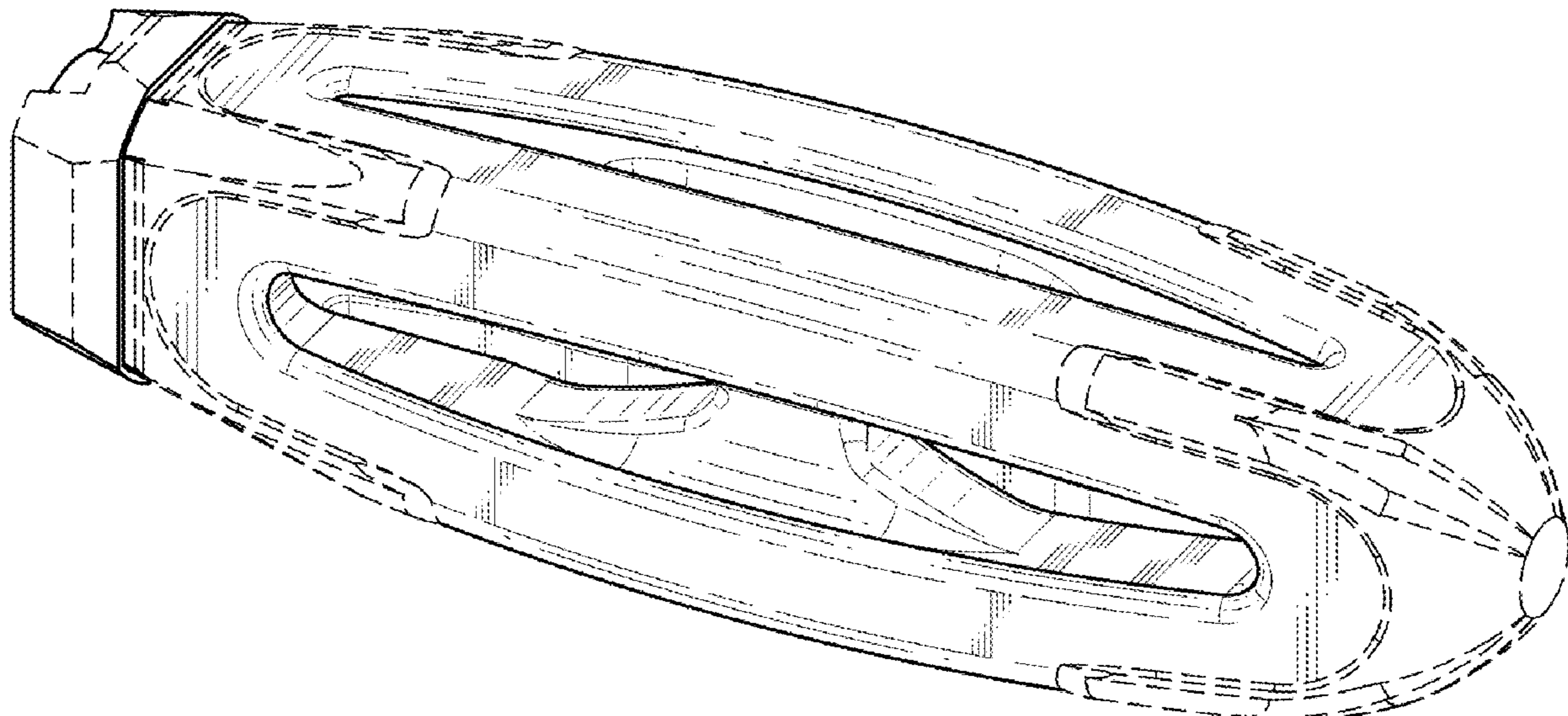
DESCRIPTION

FIG. 1 is a top-front-right perspective view of a spine cage; FIG. 2 is a top-rear-left perspective view thereof; FIG. 3 is a rear view thereof; FIG. 4 is a top narrow side view thereof; FIG. 5 is a front view thereof; FIG. 6 is a bottom narrow side view thereof; FIG. 7 is a right wide side view thereof; and, FIG. 8 is a left wide side view thereof.

The broken lines shown throughout the views of the drawings are for the purpose of illustrating portions of the spine cage, and form no part of the claimed design. The shade lines represent the claimed surfaces of the design, and do not represent surface ornamentation.

1 Claim, 8 Drawing Sheets

(56) **References Cited**
U.S. PATENT DOCUMENTS
4,834,757 A 5/1989 Brantigan
5,888,224 A 3/1999 Beckers et al.
6,008,433 A 12/1999 Stone
6,758,849 B1 7/2004 Michelson
D524,443 S 7/2006 Blain
D611,147 S 3/2010 Hanson et al.
D615,653 S 5/2010 Horton
D620,112 S * 7/2010 Courtney D24/155
D623,748 S 9/2010 Horton et al.
D623,749 S 9/2010 Horton et al.
D627,468 S 11/2010 Richter et al.



(56)

References Cited

U.S. PATENT DOCUMENTS

D721,808	S	1/2015	Oi	
8,992,622	B2	3/2015	Ullrich, Jr. et al.	
D731,063	S *	6/2015	VerHage	D24/155
D735,336	S	7/2015	Lovell	
D741,488	S *	10/2015	Tohmeh	D24/155
D750,249	S	2/2016	Grimberg, Jr. et al.	
9,333,086	B2	5/2016	McCormack et al.	
D789,539	S	6/2017	Kleiner et al.	
10,098,754	B2	10/2018	Larsson	
D847,339	S *	4/2019	Abbasi	D24/155
D879,295	S *	3/2020	Abbasi	D24/155
D883,484	S *	5/2020	Larsson	D24/155
D896,384	S *	9/2020	Kapitan	D24/155
D907,771	S *	1/2021	Trudeau	D24/155
D912,820	S *	3/2021	Tran	D24/155
2002/0049499	A1	4/2002	Walkenhorst	
2002/0068976	A1	6/2002	Jackson	
2003/0125739	A1	7/2003	Bagga et al.	
2006/0100705	A1	5/2006	Puno et al.	
2006/0206207	A1	9/2006	Dryer	
2006/0293748	A1	12/2006	Alexander	
2007/0027544	A1	2/2007	McCord	
2011/0015742	A1	1/2011	Hong	
2011/0172774	A1	7/2011	Varela	
2012/0065613	A1	3/2012	Pepper et al.	
2012/0089228	A1	4/2012	Poulos	
2013/0245763	A1	9/2013	Mauldin	
2015/0173917	A1 *	6/2015	Radcliffe	A61F 2/4455 623/17.16
2016/0113773	A1 *	4/2016	Ganem	A61F 2/447 623/17.16

* cited by examiner

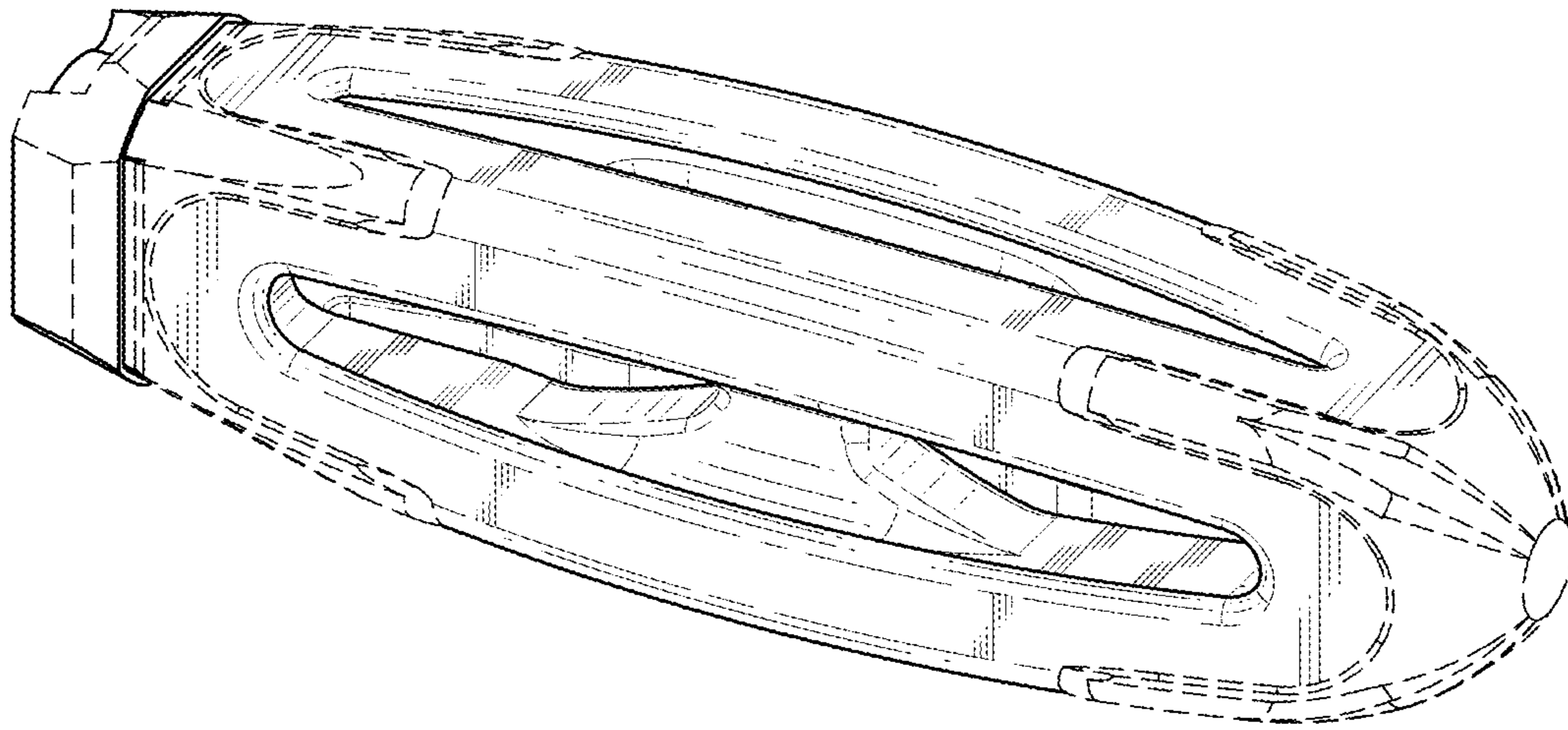


FIG. 1

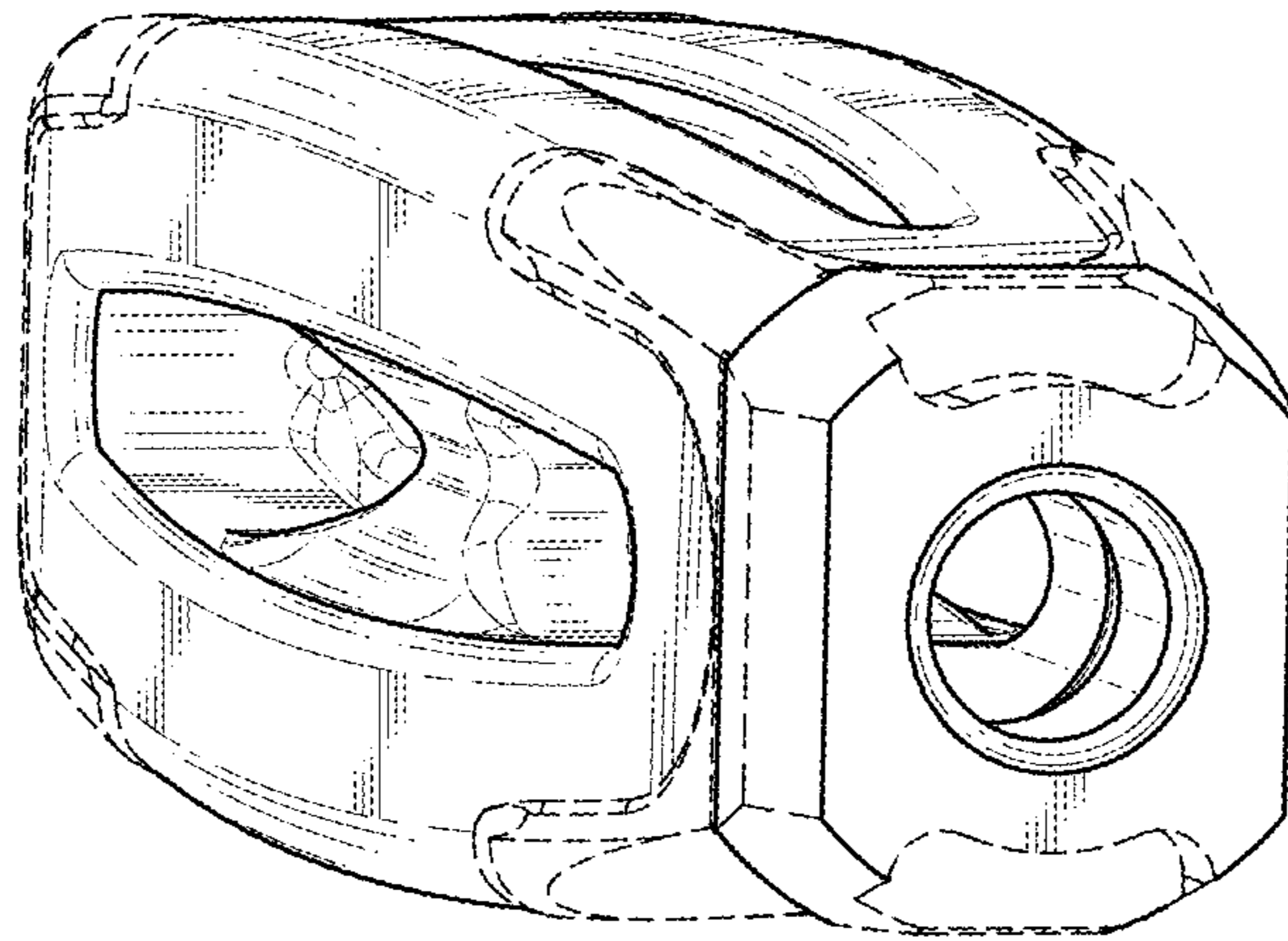


FIG. 2

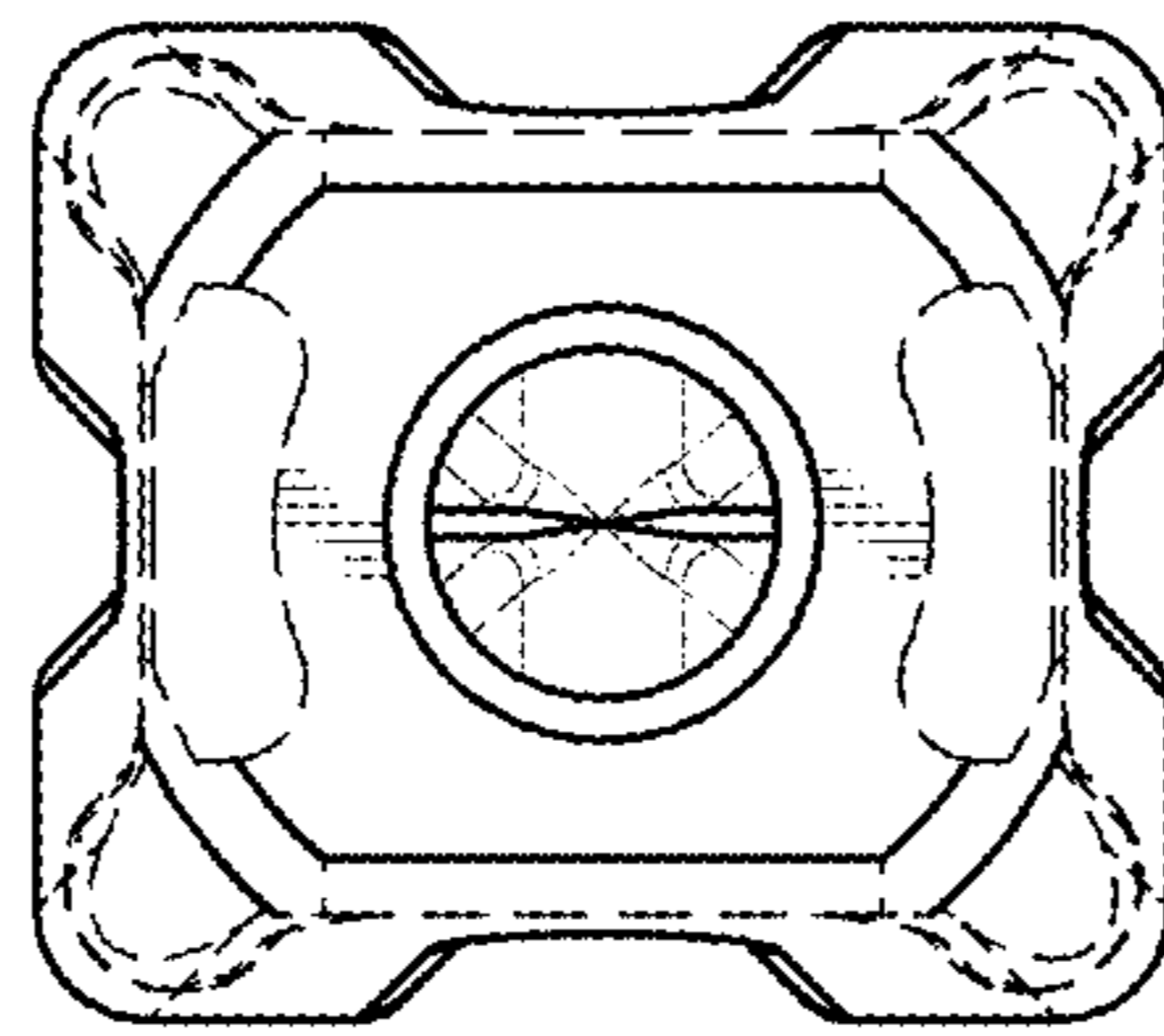


FIG. 3

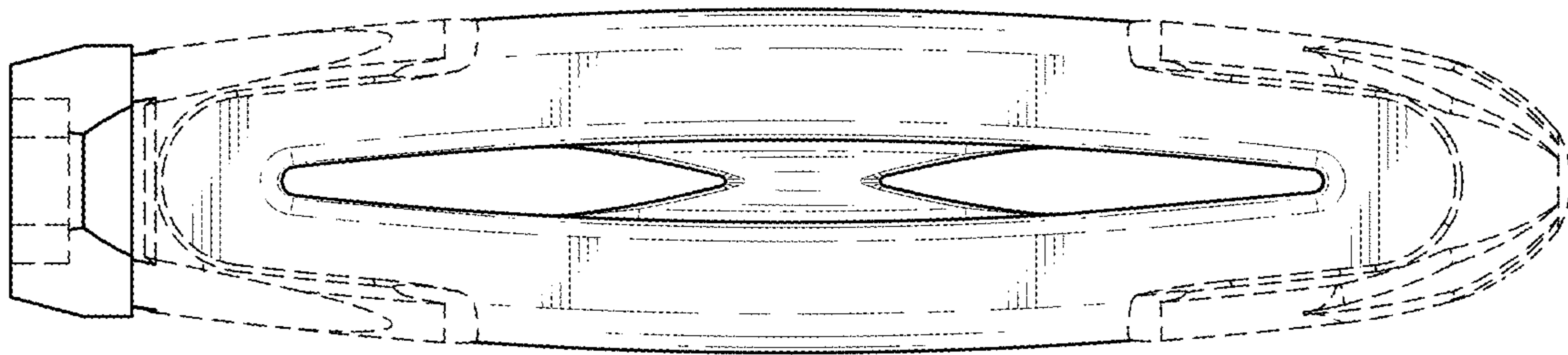


FIG. 4

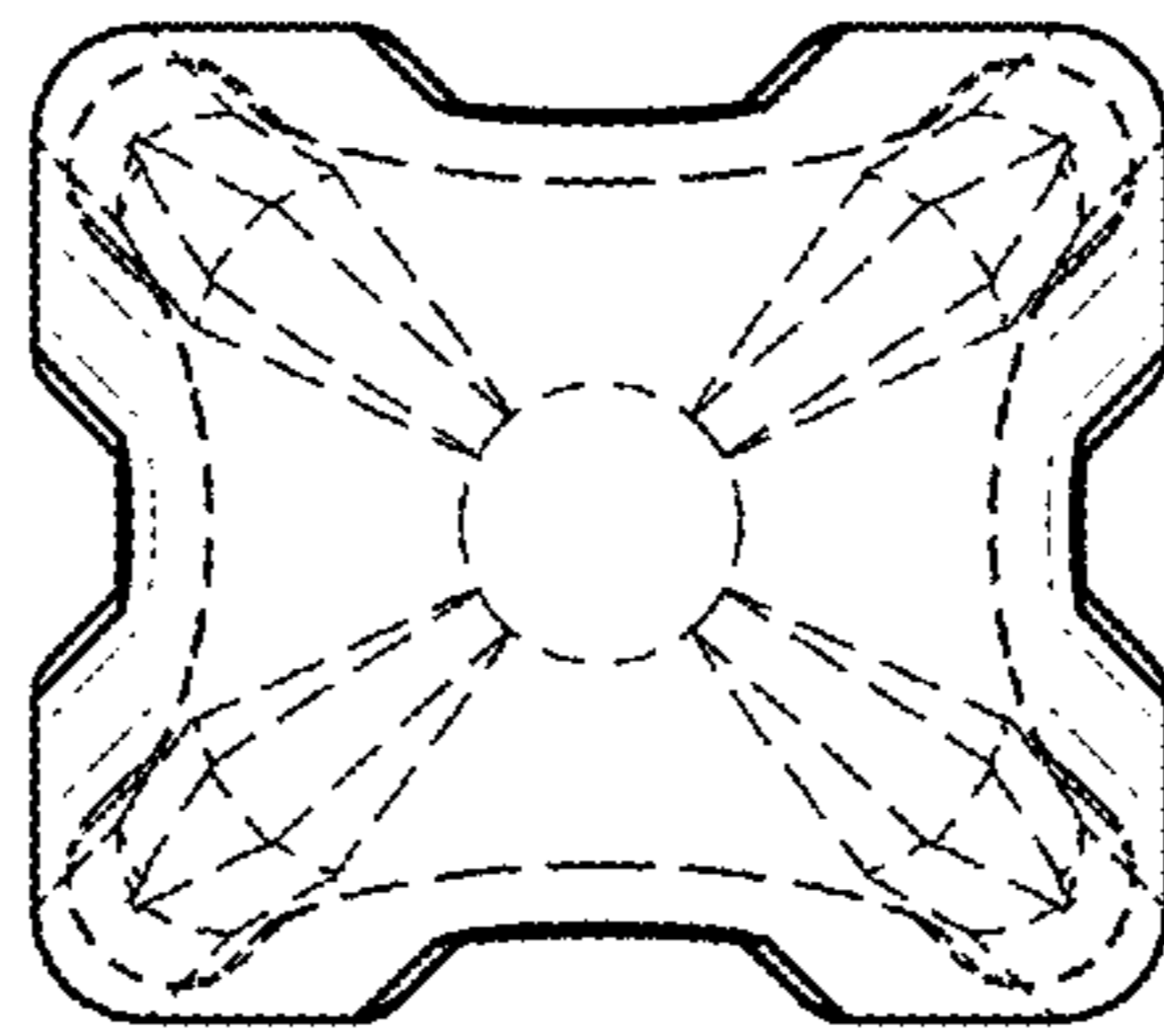


FIG. 5

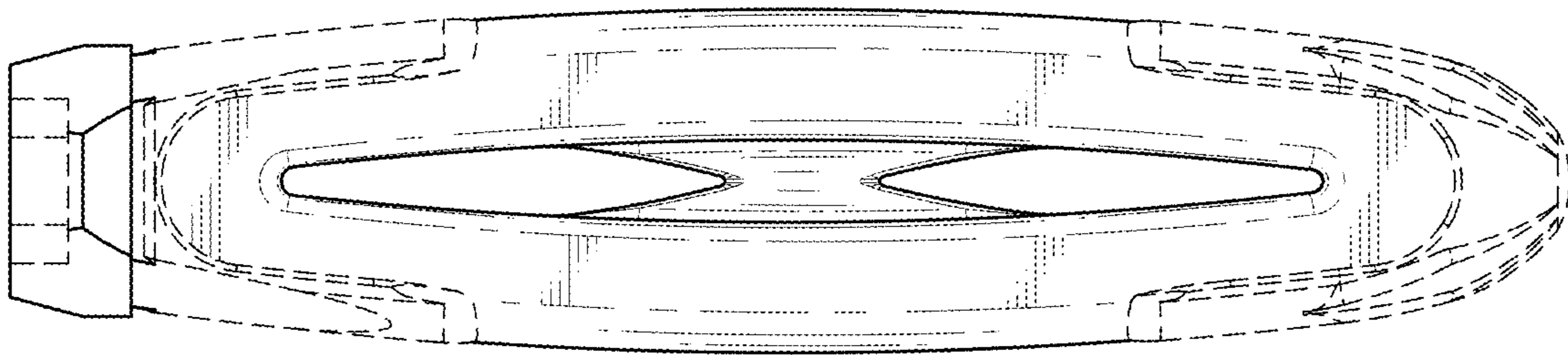


FIG. 6

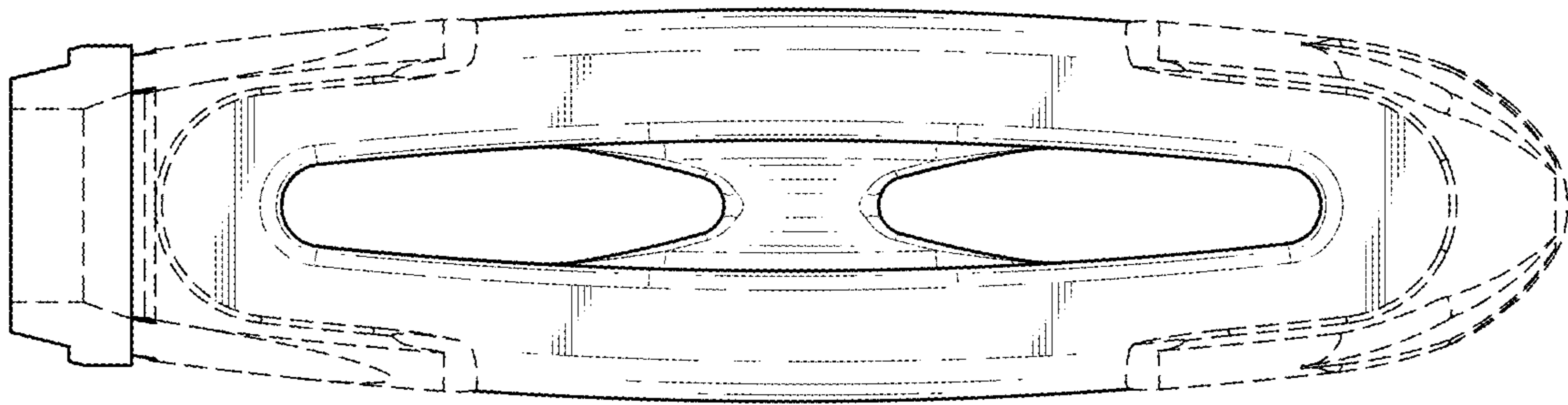


FIG. 7

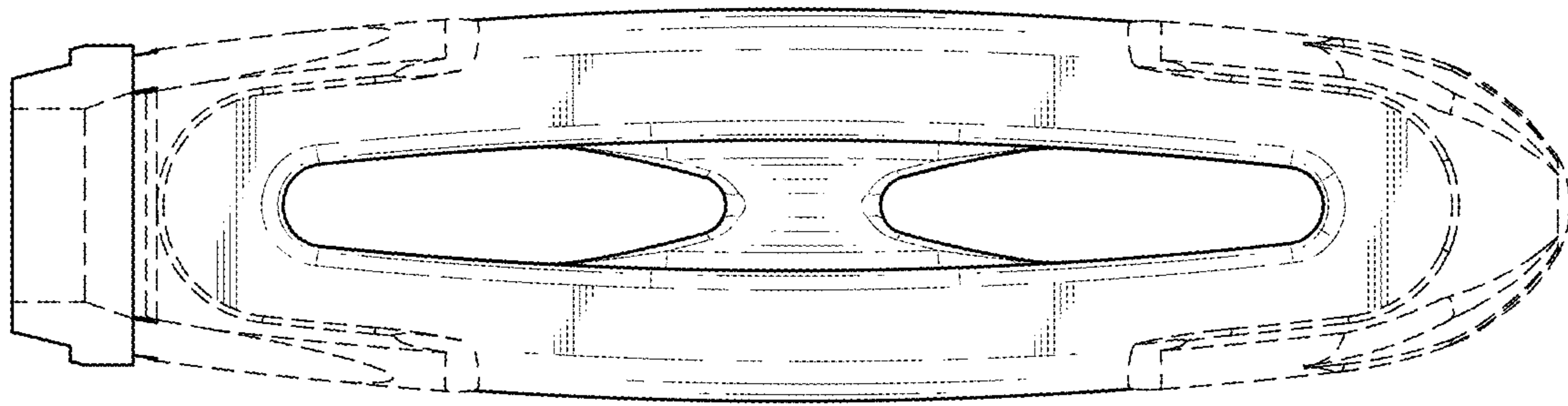


FIG. 8