



US00D929561S

(12) **United States Design Patent** (10) **Patent No.:** **US D929,561 S**  
**O'Connor et al.** (45) **Date of Patent:** **\*\* Aug. 31, 2021**

(54) **GAS JET FOR ORNAMENTAL-FLAME BURNER**

(71) Applicant: **Warming Trends, LLC**, Englewood, CO (US)

(72) Inventors: **Kevin O'Connor**, Parker, CO (US); **Timothy Flaherty**, Highlands Ranch, CO (US); **Voni Flaherty**, Highlands Ranch, CO (US); **Bryan Small**, Littleton, CO (US)

(73) Assignee: **Warming Trends, LLC**, Englewood, CO (US)

(\*\*) Term: **15 Years**

(21) Appl. No.: **29/727,297**

(22) Filed: **Mar. 10, 2020**

(51) **LOC (13) Cl.** ..... **07-08**

(52) **U.S. Cl.**  
USPC ..... **D23/403**

(58) **Field of Classification Search**  
USPC ..... D7/407; D23/403, 404, 409, 415, 416  
CPC ..... B23K 9/26; F24B 1/18; F24B 3/006  
See application file for complete search history.

(56) **References Cited**

U.S. PATENT DOCUMENTS

1,539,420 A *	5/1925	Kerr	.....	F23D 14/04 239/543
1,818,783 A *	8/1931	Beam	.....	F23D 14/04 431/353
D105,171 S *	6/1937	Hansen	.....	D23/415
2,547,276 A	4/1951	Marsh		
2,559,527 A	7/1951	Williams		
2,647,303 A	8/1953	Ziherl		
3,038,064 A	6/1962	Gieb		
3,270,967 A *	9/1966	Westerman	.....	F23D 14/10 239/560
3,279,705 A	10/1966	Stiefel		

3,582,250 A	6/1971	Chatfield
3,760,790 A	9/1973	Hodges
4,061,133 A	12/1977	Swain
4,383,820 A	5/1983	Camacho
4,686,957 A	8/1987	Koziol
4,786,247 A	11/1988	Bhattacharjee
4,875,464 A	10/1989	Shimek et al.
5,000,162 A	3/1991	Shimek et al.

(Continued)

OTHER PUBLICATIONS

“The Burning Question”, Oct. 2, 2017, YouTube, site visited May 4, 2021: <https://www.youtube.com/watch?v=TwIEPY087Mk> (Year: 2017).\*

(Continued)

*Primary Examiner* — Jack Reickel

*Assistant Examiner* — Bobby W Jones, II

(74) *Attorney, Agent, or Firm* — Bejin Bieneman PLC

(57) **CLAIM**

We claim the ornamental design for a gas jet for an ornamental-flame burner, as shown and described.

**DESCRIPTION**

FIG. 1 is a perspective view of a jet for an ornamental-flame burner; and

FIG. 2 is front view of the gas jet.

FIG. 3 is a top view of the gas jet.

FIG. 4 is a right-side view of the gas jet.

FIG. 5 is a left-side view of the gas jet

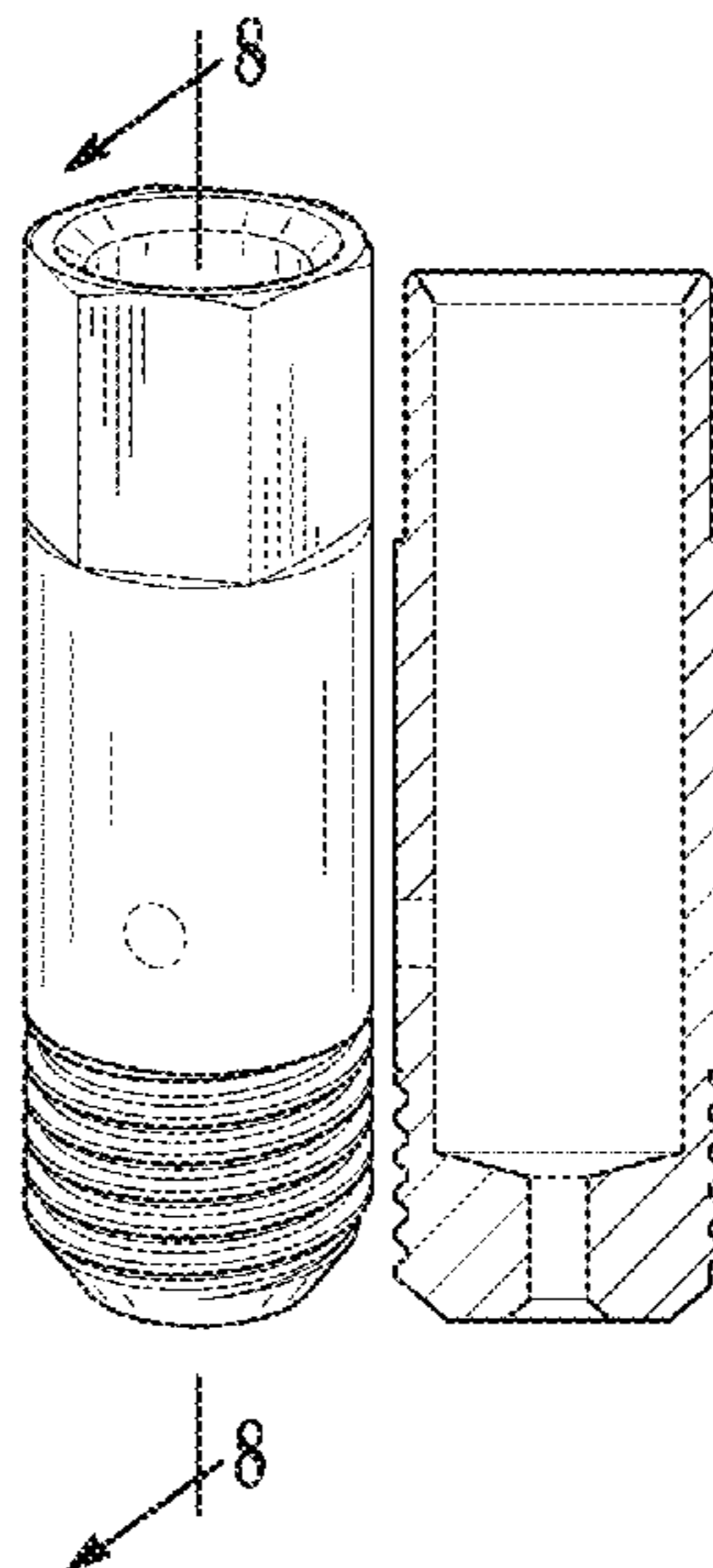
FIG. 6 is a rear view of the gas jet.

FIG. 7 is a bottom view of the gas jet; and,

FIG. 8 is a cross-sectional view of the gas jet through line 8 in FIG. 1.

The broken lines in the Figures are directed to unclaimed subject matter of the gas jet, and the broken lines form no part of the claimed design.

**1 Claim, 2 Drawing Sheets**



(56)

References Cited

U.S. PATENT DOCUMENTS

5,081,981 A 1/1992 Beal  
 5,556,550 A \* 9/1996 Fyffe ..... B23K 9/325  
 219/136  
 5,636,980 A \* 6/1997 Young ..... F23D 23/00  
 431/202  
 5,655,513 A 8/1997 Whitfield  
 5,901,697 A 5/1999 Marshall et al.  
 6,269,809 B1 8/2001 Fleming  
 6,354,831 B1 3/2002 Wilk, Jr. et al.  
 6,796,302 B2 \* 9/2004 Butler ..... F23C 7/008  
 126/512  
 7,479,008 B2 \* 1/2009 Thomas ..... F23D 14/02  
 126/512  
 7,488,171 B2 \* 2/2009 St. Charles ..... F23D 14/105  
 431/329  
 8,033,822 B2 10/2011 Junkins  
 9,125,516 B2 9/2015 Adkins  
 D759,137 S \* 6/2016 Hassan ..... D15/144  
 9,829,195 B2 \* 11/2017 Deng ..... F23D 17/002  
 10,571,117 B1 \* 2/2020 Stone ..... F23C 5/02  
 2003/0209530 A1 \* 11/2003 Stuart ..... B23K 9/173  
 219/137.61  
 2006/0088794 A1 4/2006 Purcell  
 2007/0006528 A1 1/2007 Walt et al.  
 2007/0056945 A1 \* 3/2007 Hammen ..... B23K 9/26  
 219/137.43  
 2007/0128562 A1 \* 6/2007 Thomas ..... F23D 14/02  
 431/125  
 2007/0207429 A1 9/2007 Barker  
 2008/0308645 A1 12/2008 Laine  
 2011/0006048 A1 \* 1/2011 Ma ..... B23K 9/123  
 219/137.61  
 2012/0074687 A1 \* 3/2012 Mitchell ..... F16L 15/00  
 285/179  
 2013/0071796 A1 3/2013 Cole et al.  
 2015/0354814 A1 12/2015 Cody  
 2016/0053580 A1 2/2016 Briggs  
 2017/0350600 A1 \* 12/2017 Jenkins ..... F24B 1/181

2018/0178306 A1 \* 6/2018 Whipple ..... B23K 9/295  
 2018/0214973 A1 \* 8/2018 Jansma ..... B23K 9/173  
 2018/0354060 A1 \* 12/2018 Sigl ..... B23K 9/26

OTHER PUBLICATIONS

“Uxcell MIG Welding Tips” Nov. 23, 2018, Amazon, site visited May 4, 2021: <https://www.amazon.com/dp/B07KT1TG9R/> (Year: 2018).  
[https://web.archive.org/web/20111229122931/http://firepitoutfitter.com/productimages/warmingtrends/crossfire\\_close.gif](https://web.archive.org/web/20111229122931/http://firepitoutfitter.com/productimages/warmingtrends/crossfire_close.gif), Dec. 2011 (Year: 2011).  
<https://web.archive.org/web/20131130022654/thhp://www.warmng-trends.com/crossfireburners.html>, Nov. 2013 (Year: 2013).  
 “Chapter 3: Pipe Fittings,” Pipe Drafting and Design, by Roy A. Parish and Robert A. Rhea, 3rd ed., Elsevier/GPP, 2012, pp. 36-37. (Year: 2012).  
 Fulford, Dr. David; Biogas Stove Design a Short Course; Aug. 1996; used in MSc Course on “Renewable Energy and the Environment” at the University of Reading, UK for and Advanced Biomass Module.  
<http://fireflypatio.com/fire-pit-kits.html>; Firefly Patio & Hearth; Jan. 26, 2018.  
 2013 Warming Trends Catalog; published Oct. 3, 2013; pp. 1-42.  
 2014 Warming Trends Catalogue; published May 1, 2014; pp. 1-39.  
 YouTube video screen capture: “Hottest Firepits in The Market,” published Mar. 1, 2012.  
 YouTube video screen capture: “Hottest Firepits in The Market,” published Feb. 8, 2012.  
 Bobe Perfect Flame; “Perfect Flame by Bobe Water and Fire,” published 2017; <https://static1.squarespace.com/static/559c077be4b00d04ee713a77/t/5a847e9f652deab3dec30982/1518632613714/Torrent+Brochure+2017.pdf>; retrieved Apr. 23, 2020.  
 Montana Fire Pits; <https://montanafirepits.com/best-brass-fire-pit-burner/>; Retrieved Aug. 5, 2020 (7 pages).  
 Extended European Search Report for Application No. EP20154333.7 dated Sep. 2, 2020.

\* cited by examiner

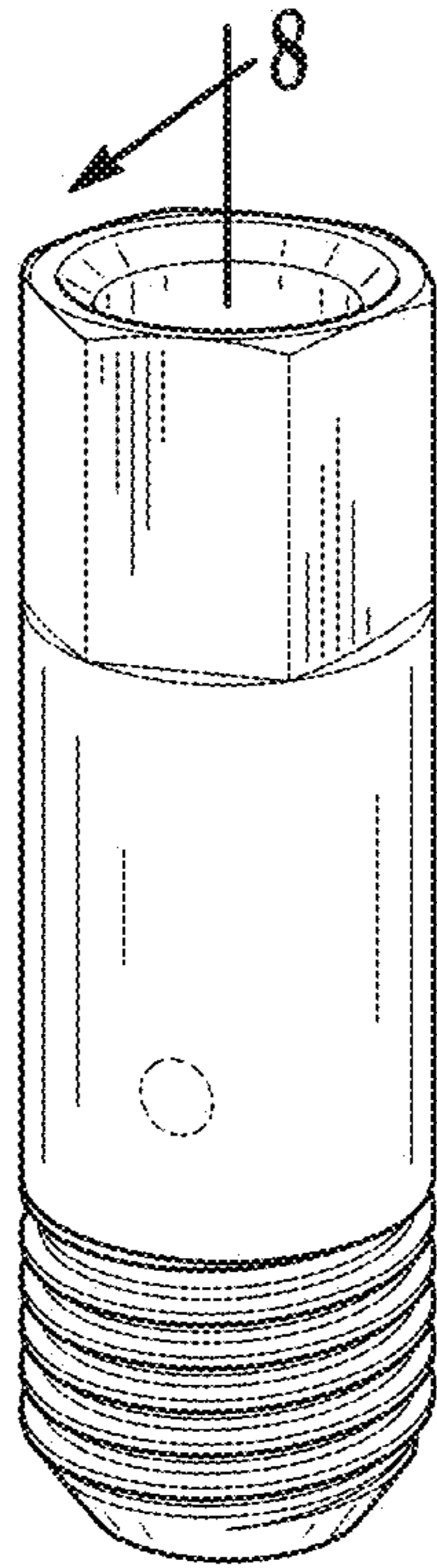


FIG. 1

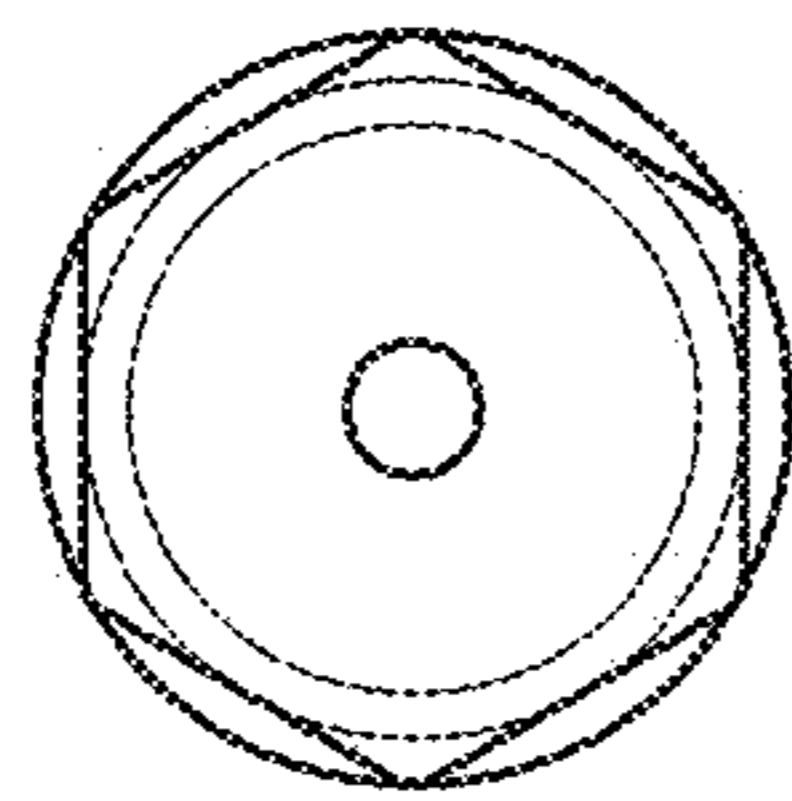


FIG. 3

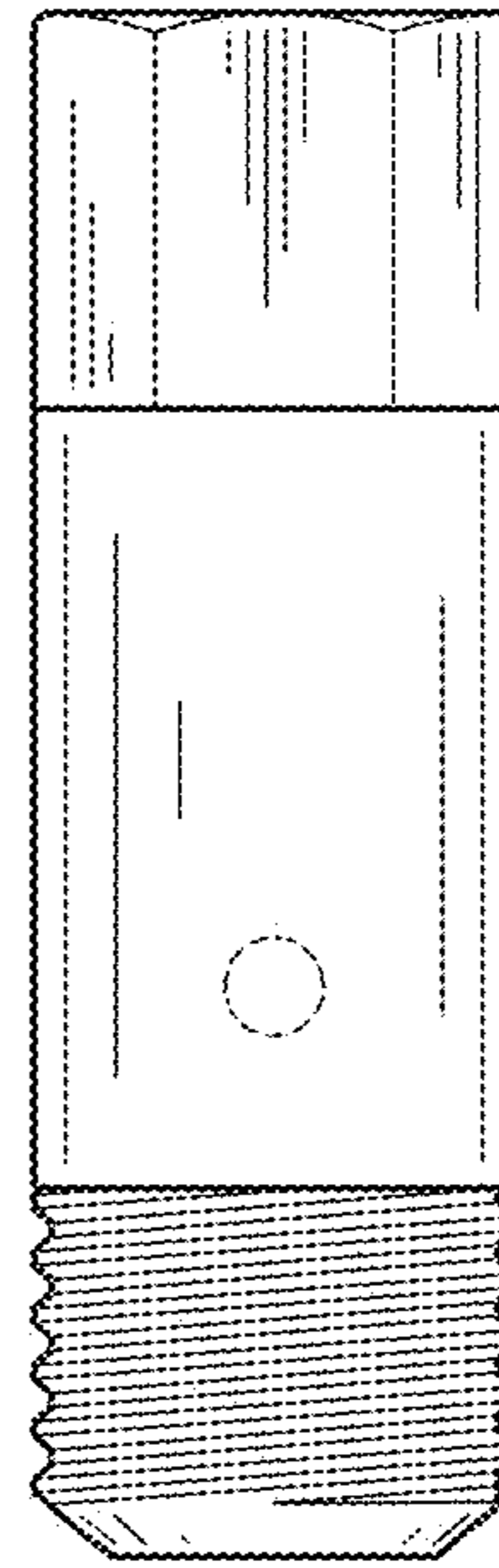


FIG. 2




FIG. 4




FIG. 5




FIG. 6

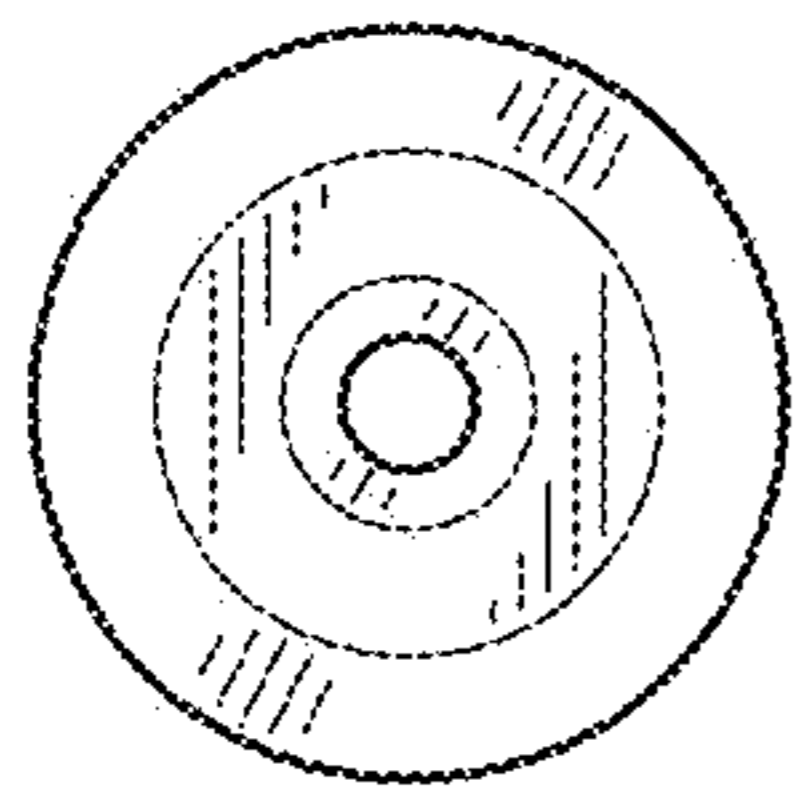


FIG. 7

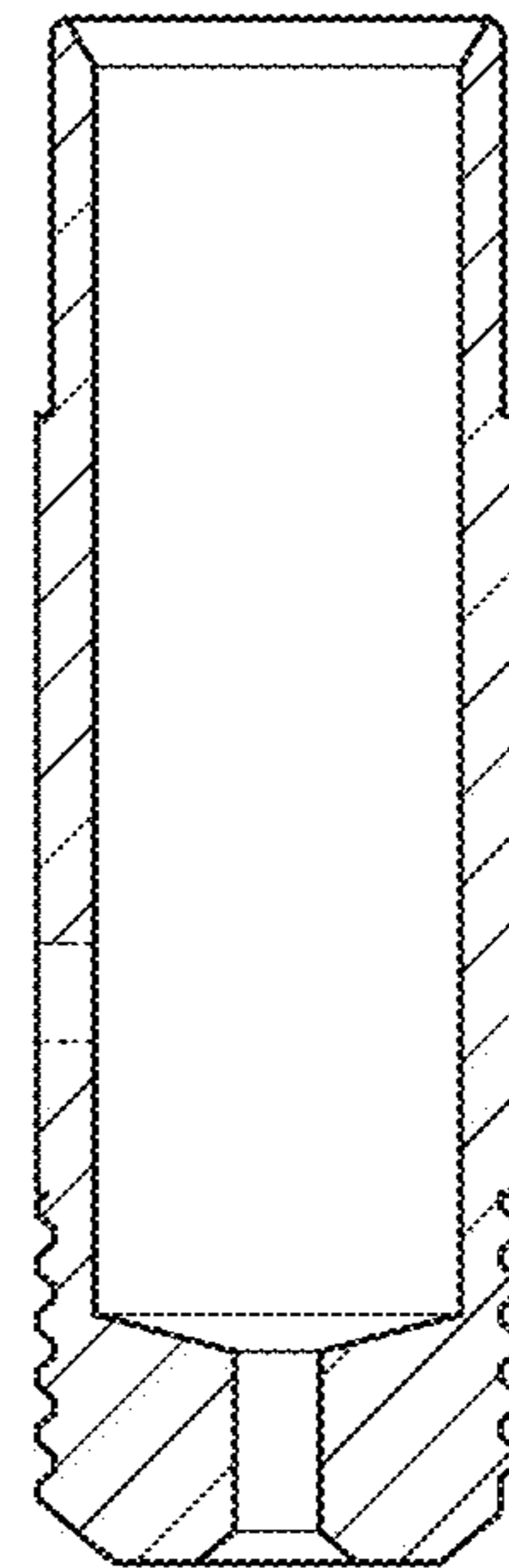


FIG. 8