



US00D929556S

(12) **United States Design Patent** (10) **Patent No.:** **US D929,556 S**
Lee et al. (45) **Date of Patent:** **** Aug. 31, 2021**

(54) **AIR PURIFIER WITH LIGHT**
(71) Applicant: **LG ELECTRONICS INC.**, Seoul (KR)
(72) Inventors: **Minha Lee**, Seoul (KR); **Heejae Kwon**, Seoul (KR); **Seungho Baek**, Seoul (KR); **Jaeyoung Jo**, Seoul (KR)
(73) Assignee: **LG ELECTRONICS INC.**, Seoul (KR)
(**) Term: **15 Years**
(21) Appl. No.: **29/717,889**
(22) Filed: **Dec. 19, 2019**
(30) **Foreign Application Priority Data**

Jun. 24, 2019 (KR) 30-2019-0030086
(51) **LOC (13) Cl.** **23-04**
(52) **U.S. Cl.**
USPC **D23/364**
(58) **Field of Classification Search**
USPC D23/355-366, 352, 369, 332, 333, 335, D23/336, 342, 351; D26/34, 36, 38, 51, D26/59, 74, 120, 124; 422/120, 122; 55/356, 473, 504; 96/97; 261/DIG. 17, 261/DIG. 65, DIG. 88, DIG. 31
CPC .. A61L 9/16; A61L 9/22; B01D 47/00; B01D 47/027; B01D 2221/02; B01D 2259/4508; B03C 3/155; B03C 3/368; F24F 3/16; F24F 13/20; F24F 13/28
See application file for complete search history.

(56) **References Cited**
U.S. PATENT DOCUMENTS
D622,897 S * 8/2010 Unsworth D26/124
D626,208 S * 10/2010 Clements D23/386

8,364,028 B1 * 1/2013 Vaske A61L 9/012 392/390
D712,082 S * 8/2014 Harpenau D26/74
8,870,165 B2 * 10/2014 Scolari A61L 9/122 261/30
D718,852 S * 12/2014 Wangen D23/364
D740,927 S * 10/2015 Williams D23/365
D762,833 S * 8/2016 Ogg D23/365
D782,025 S * 3/2017 Pickett D23/411
D807,561 S * 1/2018 Ng D26/88
D836,759 S * 12/2018 Baek D23/352
D837,353 S * 1/2019 Baek D23/352
D844,770 S * 4/2019 Schulzman D23/411
D854,737 S * 7/2019 Moore D26/124
D861,845 S * 10/2019 Chen D23/364
D866,850 S * 11/2019 Moore D26/124
D867,567 S * 11/2019 Han D23/364
D867,570 S * 11/2019 Jang D23/366
D884,138 S * 5/2020 Chen D23/366
D885,540 S * 5/2020 Meng D23/335

* cited by examiner
Primary Examiner — David G Muller
(74) *Attorney, Agent, or Firm* — Birch, Stewart, Kolasch & Birch LLP

(57) **CLAIM**
We claim the ornamental design for an air purifier with light, as shown and described.

DESCRIPTION
FIG. 1 is a perspective view of an air purifier with light showing the new design;
FIG. 2 is a front elevation view thereof;
FIG. 3 is a rear elevation view thereof;
FIG. 4 is a left-side elevation view thereof;
FIG. 5 is a right-side elevation view thereof;
FIG. 6 is a top plan view thereof; and,
FIG. 7 is a bottom plan view thereof.
The broken lines in FIGS. 3-7 represent portions of the air purifier with light that form no part of the claimed design.

1 Claim, 7 Drawing Sheets

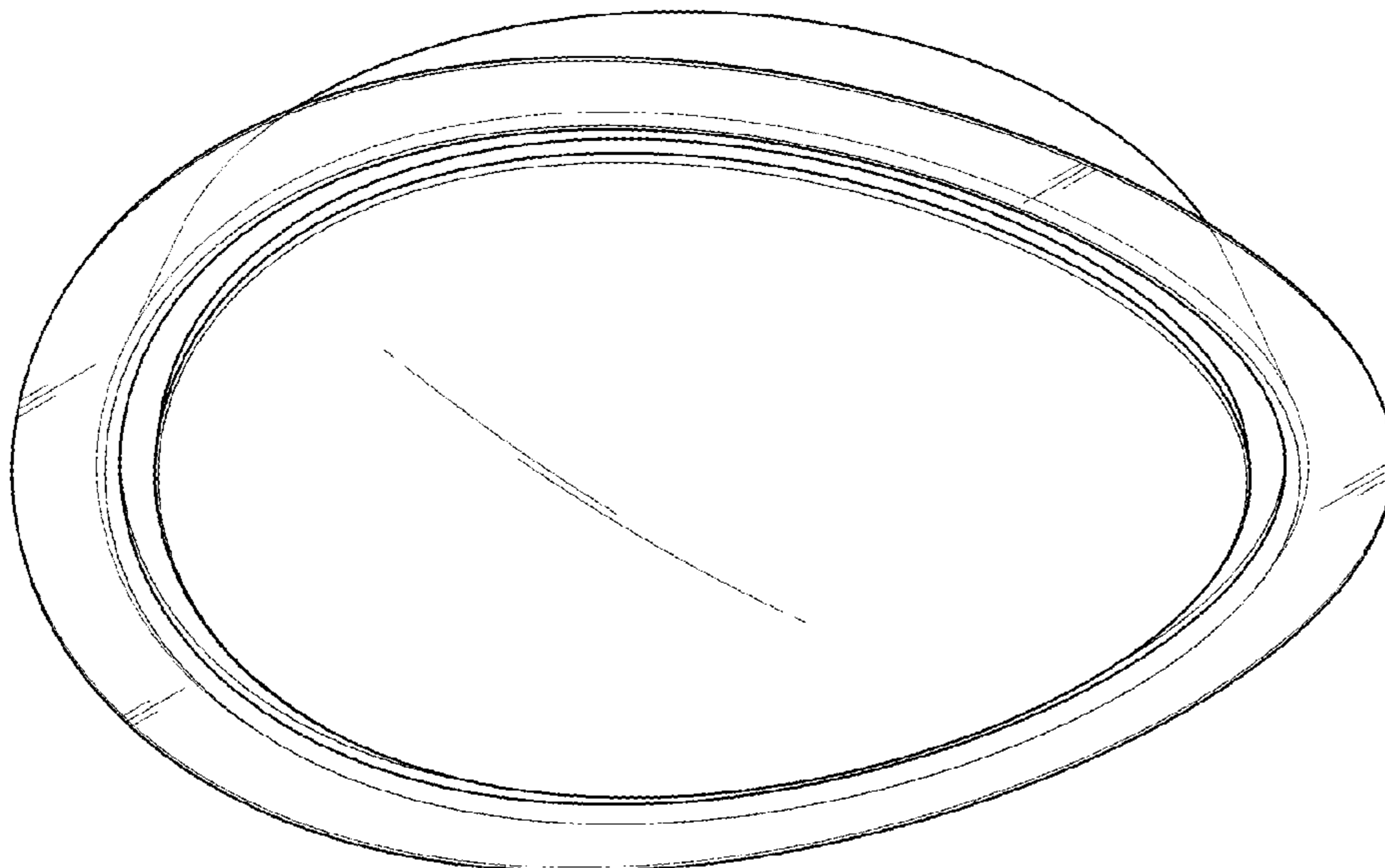


FIG. 1

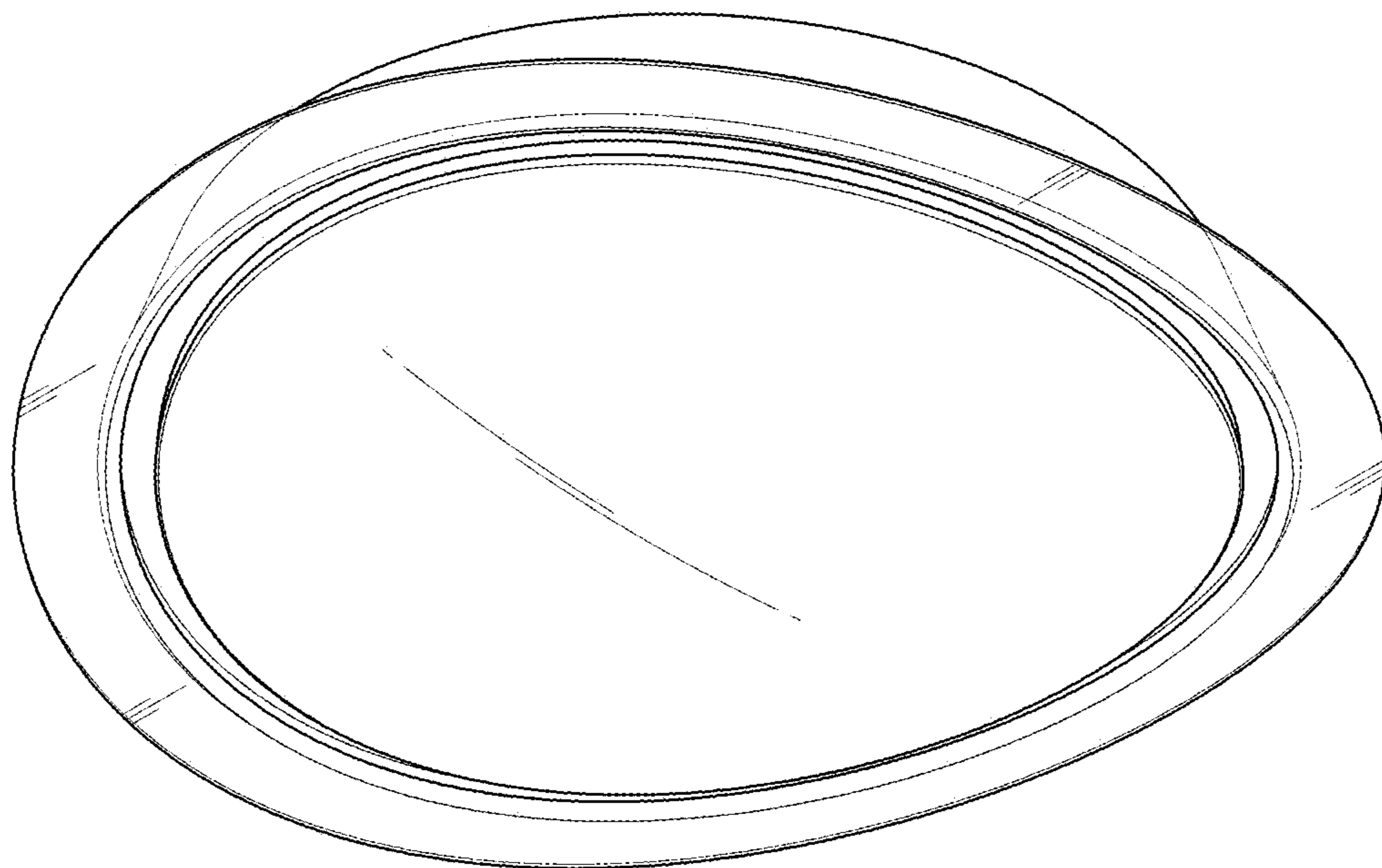


FIG. 2

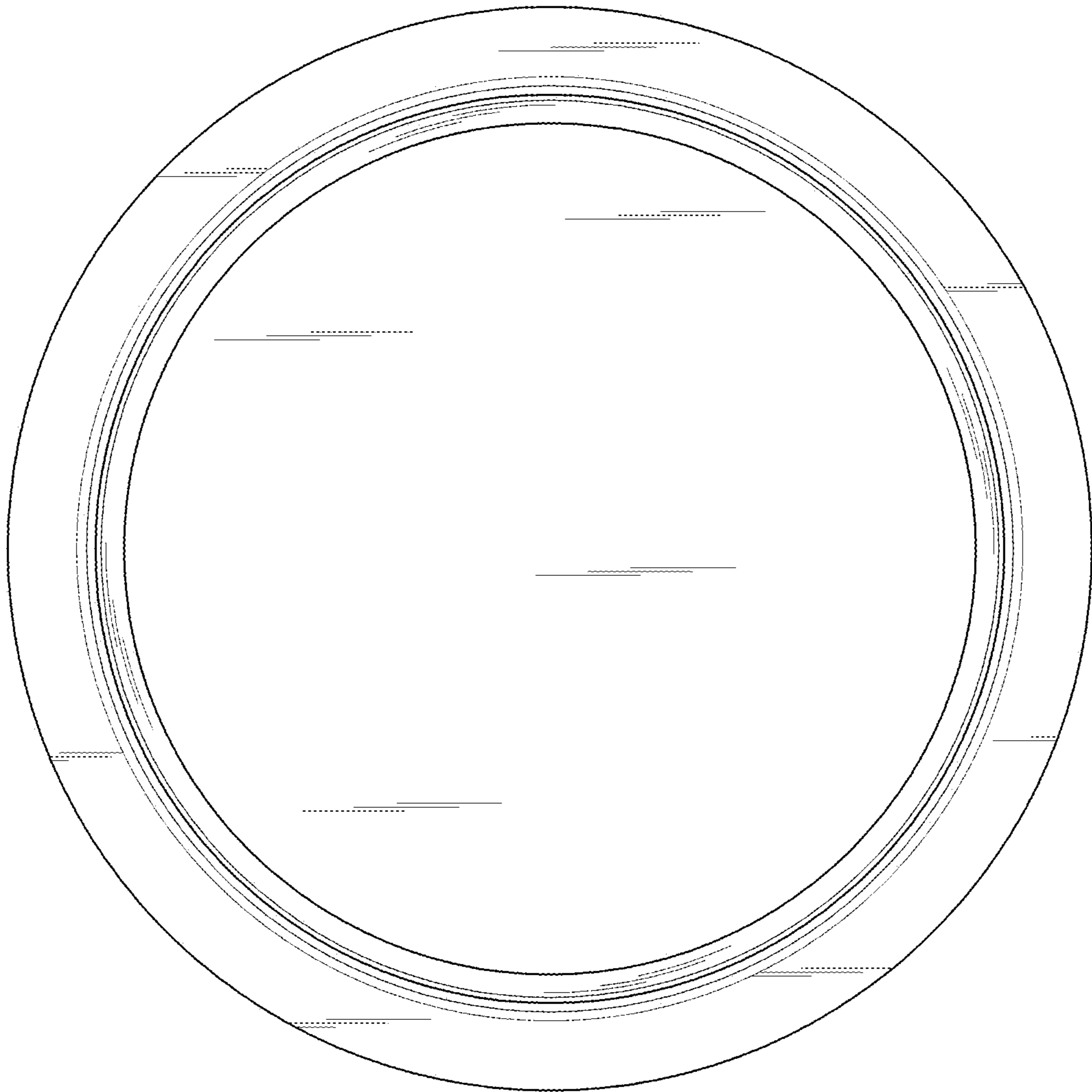


FIG. 3

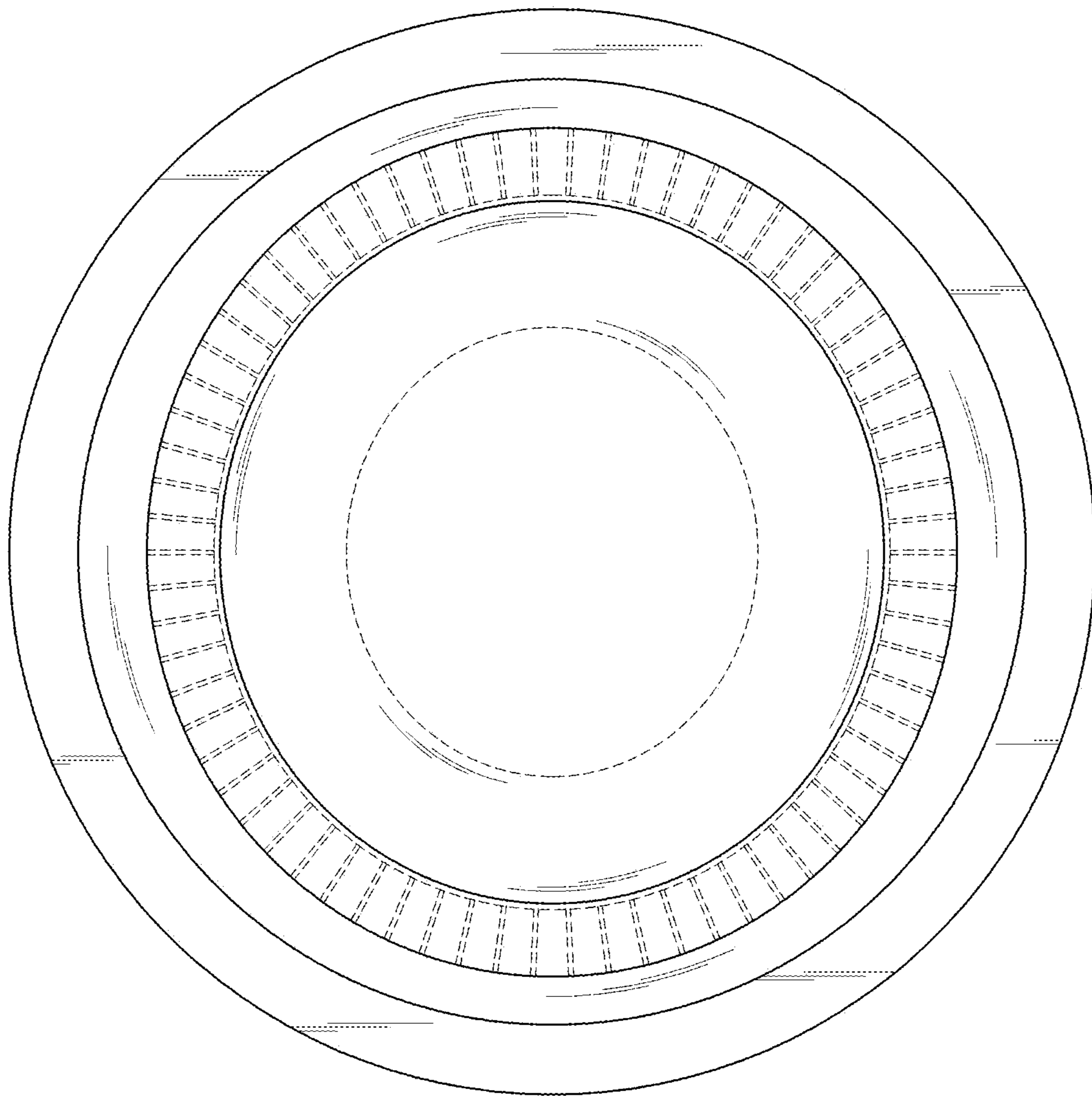


FIG. 4

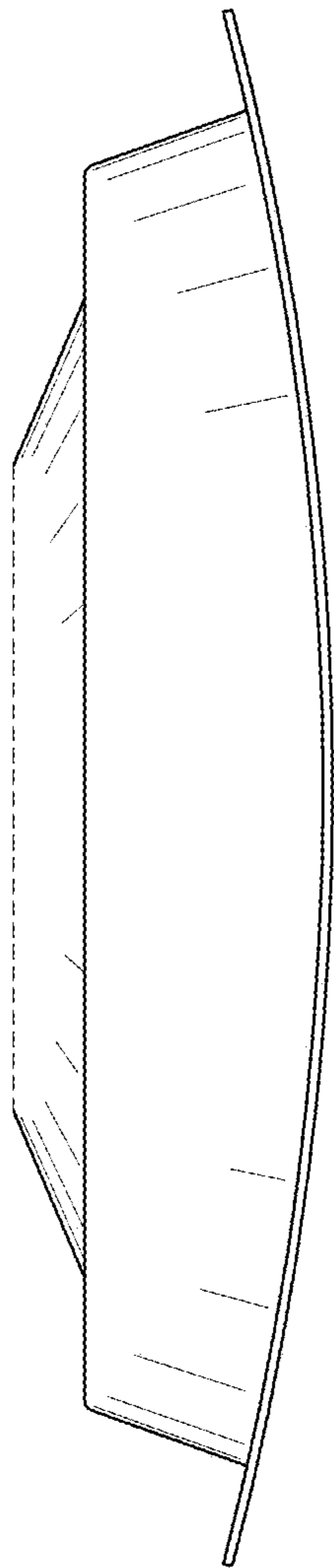


FIG. 5

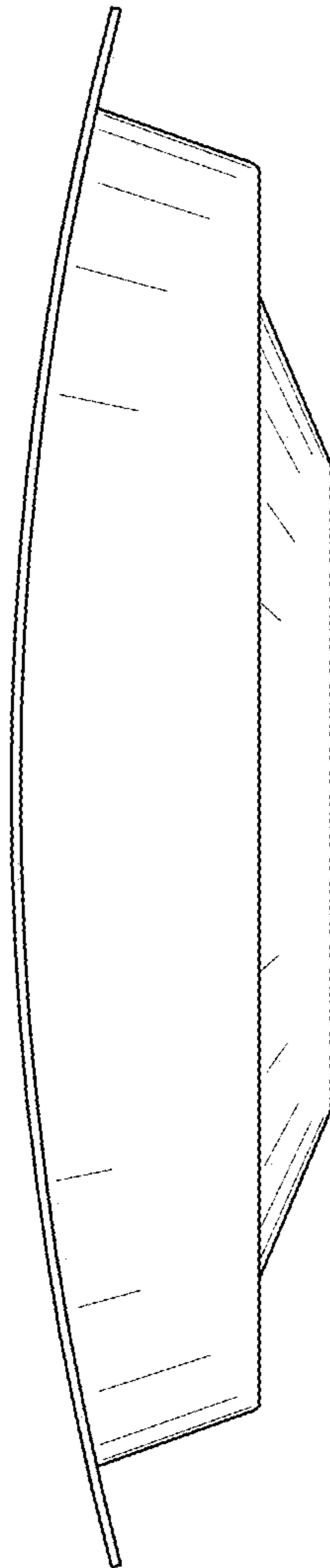


FIG. 6

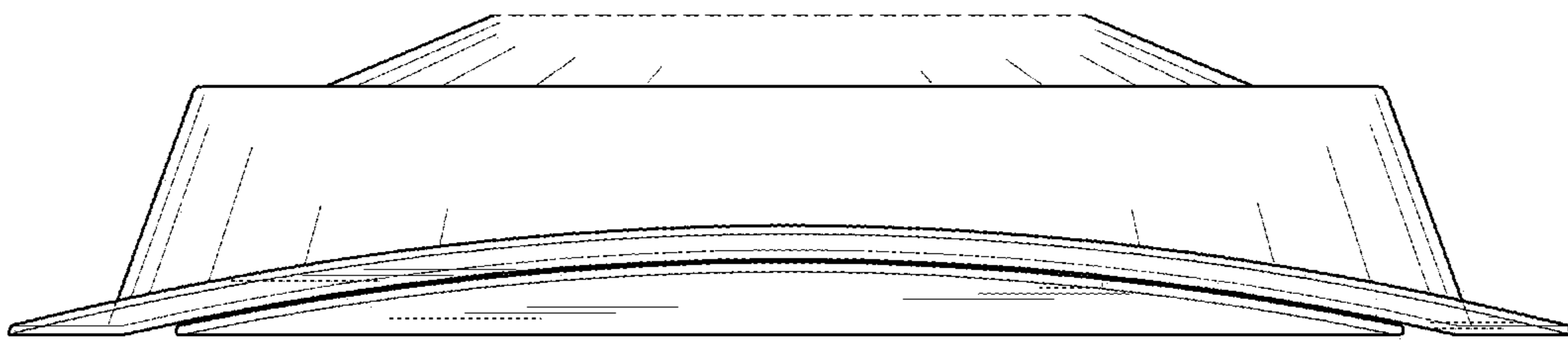


FIG. 7

