



US00D929524S

(12) **United States Design Patent**
Valentine

(10) **Patent No.:** **US D929,524 S**

(45) **Date of Patent:** **** Aug. 31, 2021**

(54) **GOLF TOOL**

(71) Applicant: **Steve Valentine**, Pearland, TX (US)

(72) Inventor: **Steve Valentine**, Pearland, TX (US)

(**) Term: **15 Years**

(21) Appl. No.: **29/702,234**

(22) Filed: **Aug. 17, 2019**

(51) **LOC (13) Cl.** **21-02**

(52) **U.S. Cl.**
USPC **D21/793**

(58) **Field of Classification Search**
USPC D21/789, 793-794
CPC A63B 57/00; A63B 57/50; A63B 57/12;
A63B 57/16; A63B 57/20; A63B 57/30;
A63B 57/35
See application file for complete search history.

(56) **References Cited**

U.S. PATENT DOCUMENTS

D442,249 S *	5/2001	Fazekas	D21/793
D477,854 S *	7/2003	Davignon, II	D21/793
D499,784 S *	12/2004	Calvani	D21/793
D633,161 S *	2/2011	Ringl	D21/793
D633,586 S *	3/2011	Ringl	D21/793
D633,587 S *	3/2011	Ringl	D21/793

D633,973 S *	3/2011	Ringl	D21/793
D633,974 S *	3/2011	Ringl	D21/793
D639,372 S *	6/2011	Zelevkovitz	D21/793
D643,901 S *	8/2011	Fuller	D21/793
D654,976 S *	2/2012	Piatkowski	D21/793
D875,866 S *	2/2020	McIlvain	D21/793

* cited by examiner

Primary Examiner — Mitchell I. Siegel

(74) *Attorney, Agent, or Firm* — Patentfile, LLC; Bradley C. Fach

(57) **CLAIM**

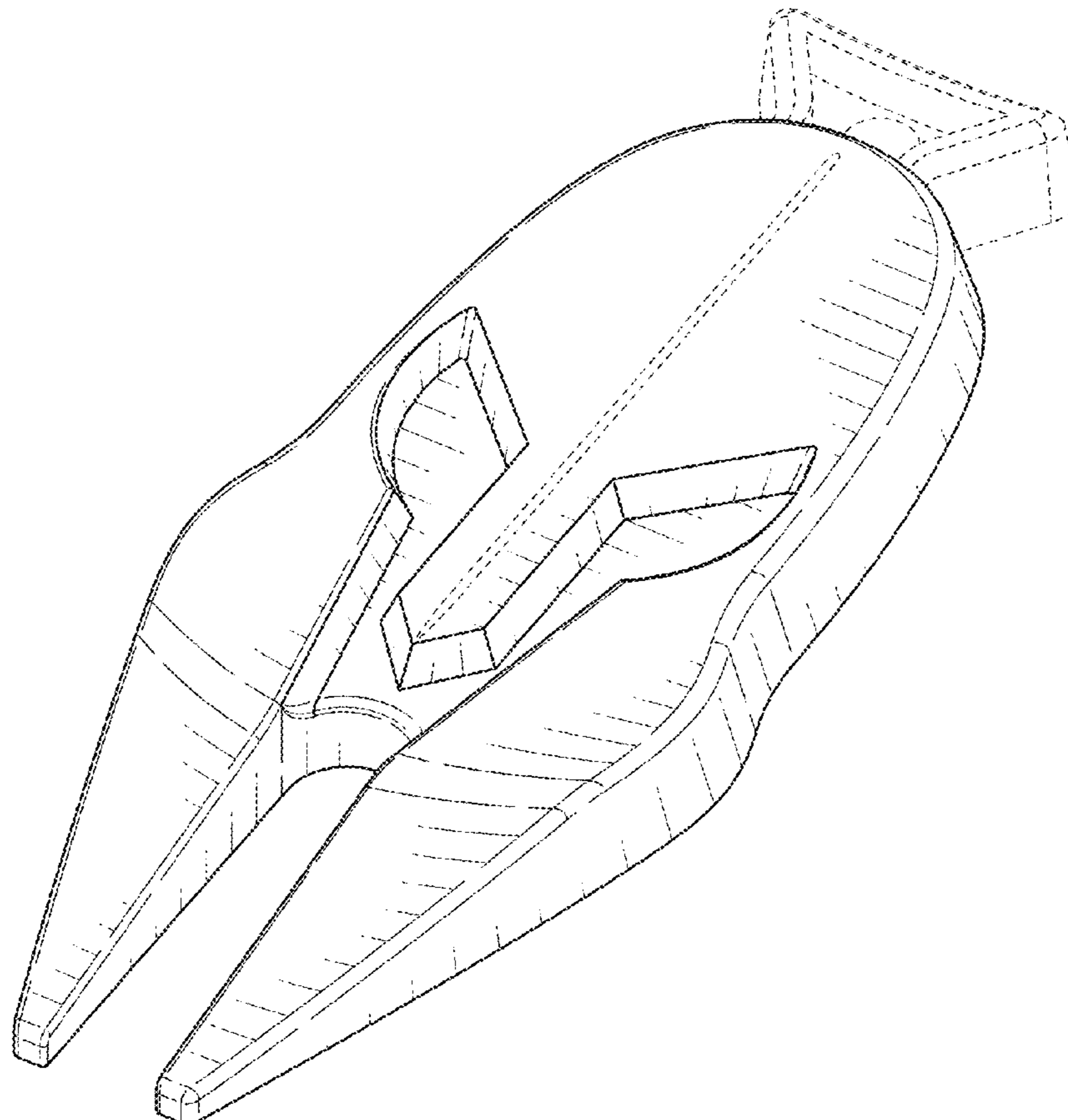
The ornamental design for a golf tool, as shown and described.

DESCRIPTION

FIG. 1 is a perspective view showing the new, original, and ornamental design of a golf tool;
FIG. 2. is a top plan view thereof;
FIG. 3 is a bottom plan view thereof;
FIG. 4 is a right elevation view thereof, the left being a mirror image;
FIG. 5 is a rear elevation view thereof; and,
FIG. 6 is a front elevation view thereof.

The broken lines shown in the drawings represent environmental subject matter and form no part of the claimed design.

1 Claim, 3 Drawing Sheets



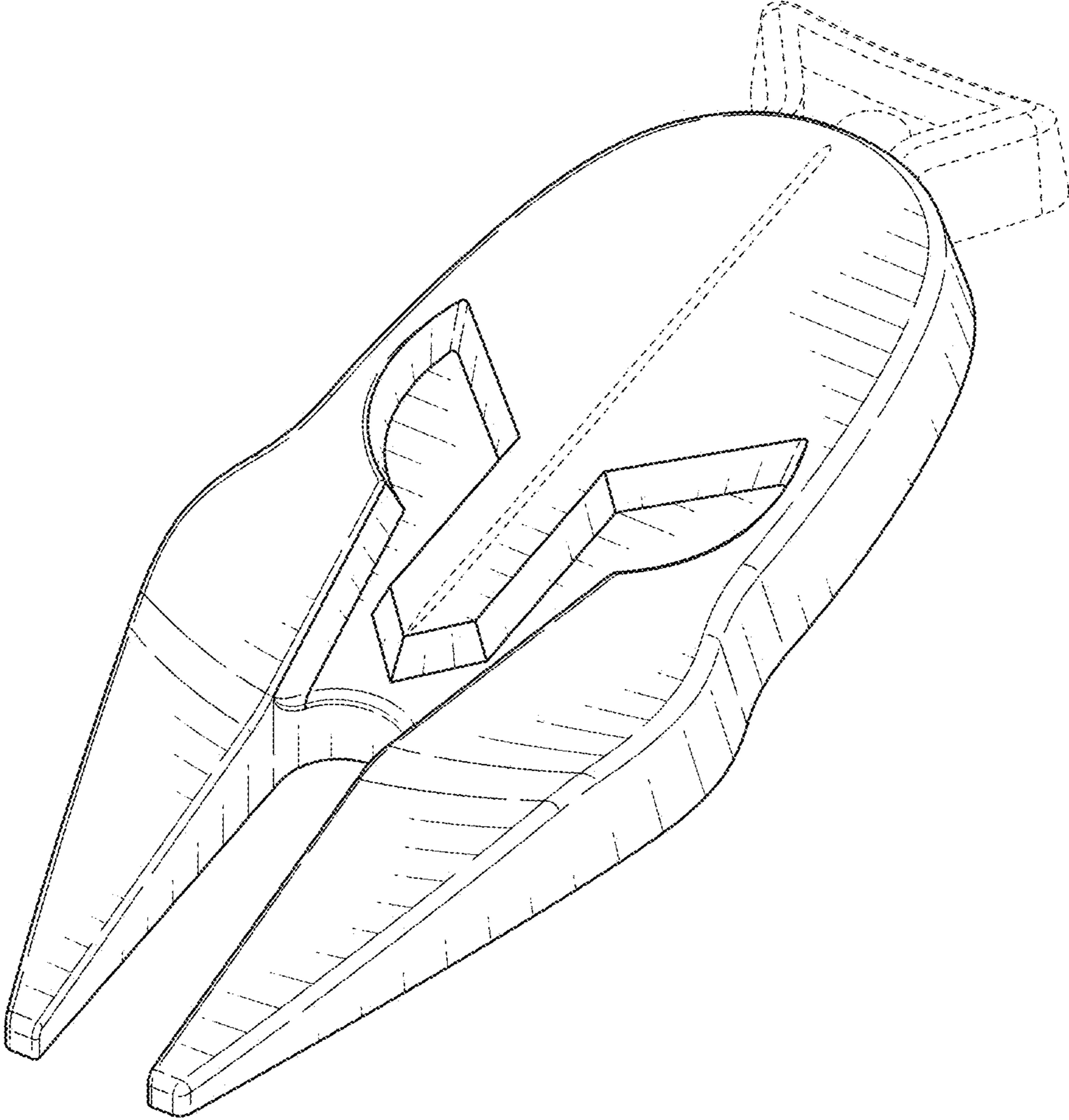


FIG. 1

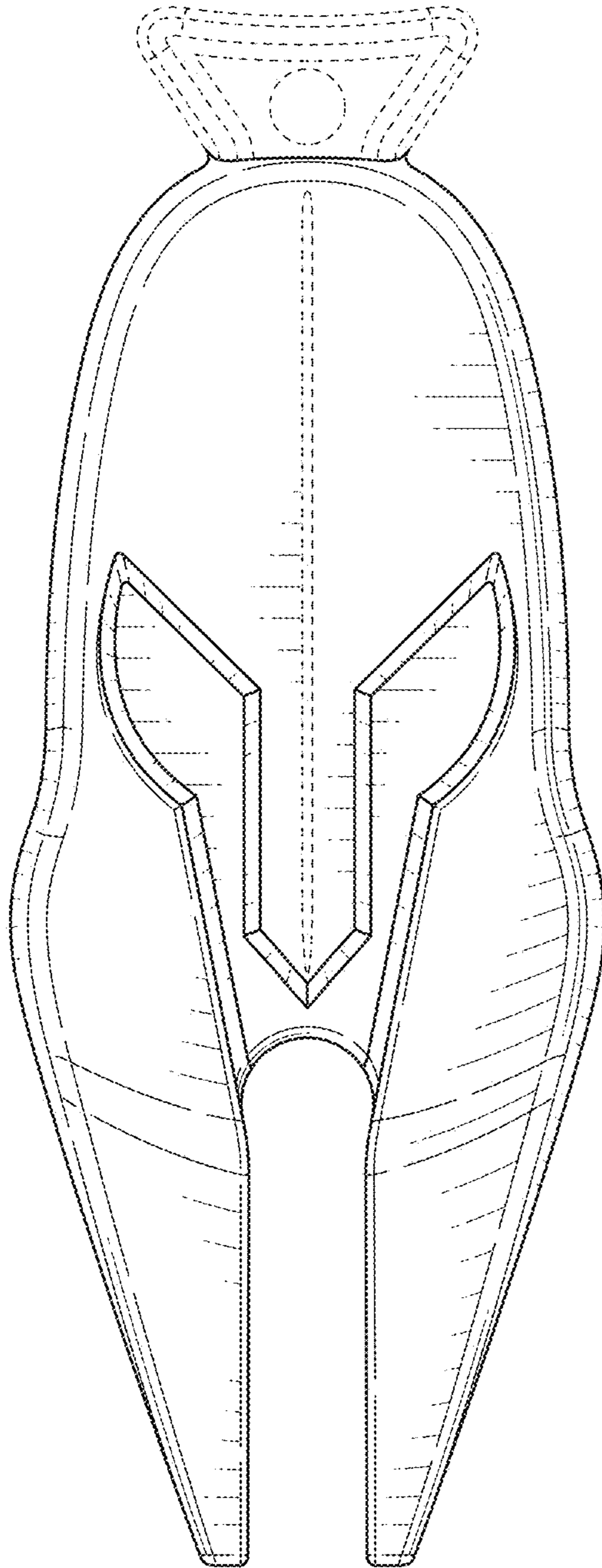


FIG. 2

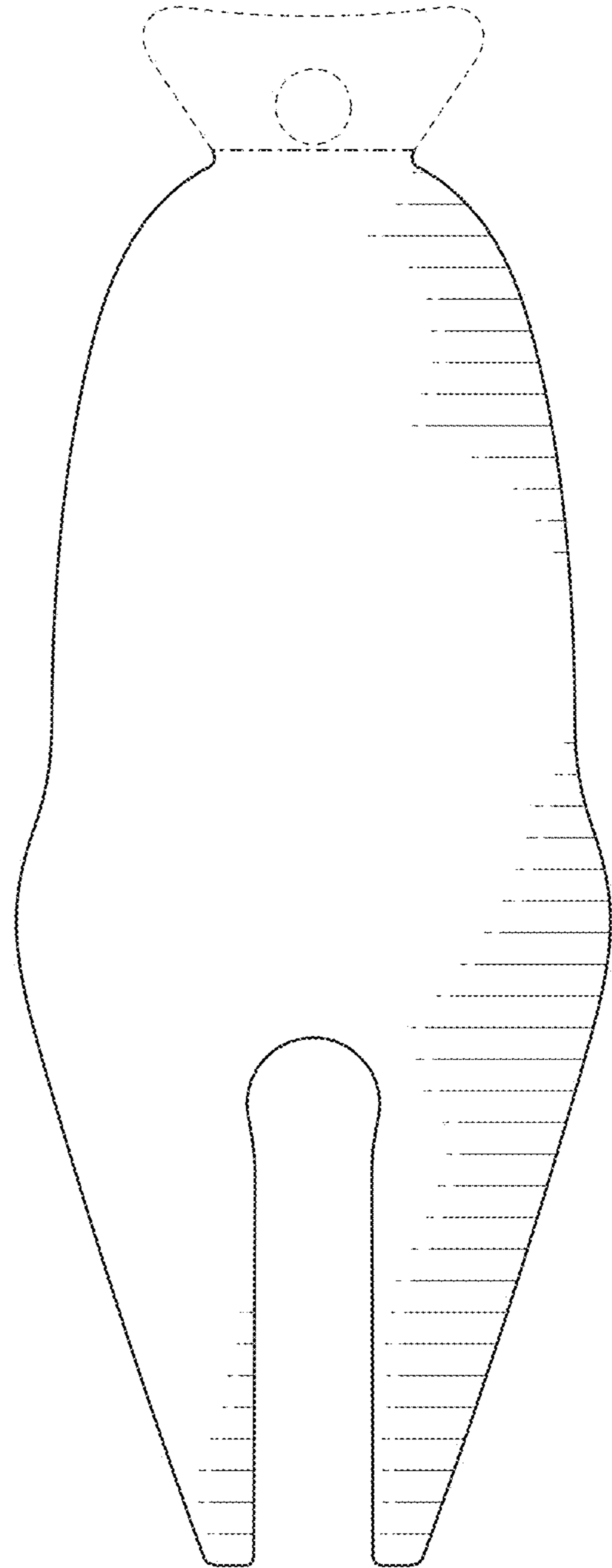


FIG. 3

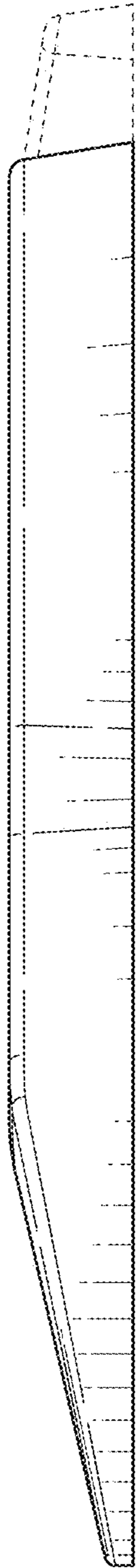


FIG. 4




FIG. 5

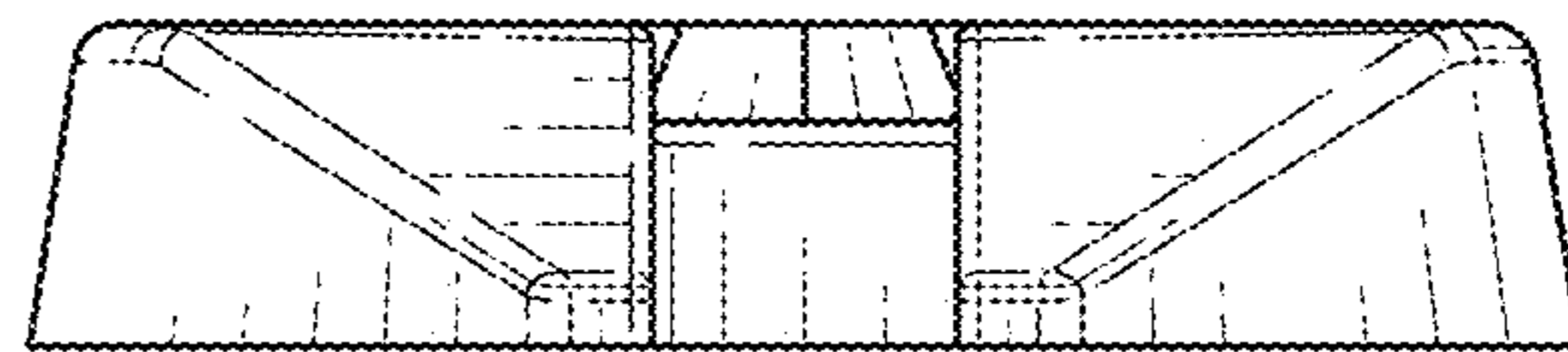


FIG. 6