



US00D929404S

(12) **United States Design Patent**
Watanabe

(10) **Patent No.:** **US D929,404 S**

(45) **Date of Patent:** **** Aug. 31, 2021**

(54) **MOBILE TERMINAL**

(71) Applicant: **Panasonic Intellectual Property Management Co., Ltd., Osaka (JP)**

(72) Inventor: **Seiichi Watanabe, Tokyo (JP)**

(73) Assignee: **Panasonic Intellectual Property Management Co., Ltd., Osaka (JP)**

(**) Term: **15 Years**

(21) Appl. No.: **29/638,345**

(22) Filed: **Feb. 27, 2018**

(30) **Foreign Application Priority Data**

Dec. 1, 2017 (JP) 2017-026835

(51) **LOC (13) Cl.** **14-02**

(52) **U.S. Cl.**
USPC **D14/426**

(58) **Field of Classification Search**

USPC D14/420, 426-430, 453, 346, 341, 347, D14/412, 138; D13/107, 184; 358/473; 235/462.43, 462.45, 462.47, 462.48, 235/462.44, 462.46, 487, 472.01, 472.02, 235/145 A, 145 R; D10/78, 57, 2, 46, 52, D10/53, 81; 324/426; D3/273; 710/73; D18/7; 361/679, 728, 679.56; 382/313, 382/321; 455/575.1, 561, 572, 41.2; 345/156, 168, 169, 172, 173, 87; 705/17, 705/18, 22-25; D16/206, 218, 202, 219, D16/208, 209; 356/328; 396/419, 423, 396/424; 374/130, 100, 121, 102, 141, 374/124, 170, 104, 103; 702/130, 135; 348/164, 165, 149, 333.01, 333.11, 348/E5.043, E5.047, E5.09, 33, 82, 348/E5.028, 347, 373, 374, 375; 250/330, 351, 353, 332, 334, 358.1, 250/316.1, 338.1; 600/549, 474, 413, 600/473, 200, 184

See application file for complete search history.

(56) **References Cited**

U.S. PATENT DOCUMENTS

D620,931 S * 8/2010 Opman D14/250
7,938,260 B2 * 5/2011 Lin A45C 11/00
206/320
D640,679 S * 6/2011 Willes D14/250
D646,266 S * 10/2011 Kim D14/250
D674,803 S * 1/2013 Westrup A45C 3/02
D14/440
D682,817 S * 5/2013 Murchison D14/250

(Continued)

Primary Examiner — Susan Moon Lee

(74) *Attorney, Agent, or Firm* — Panasonic IP Management; Kerry S. Culpepper

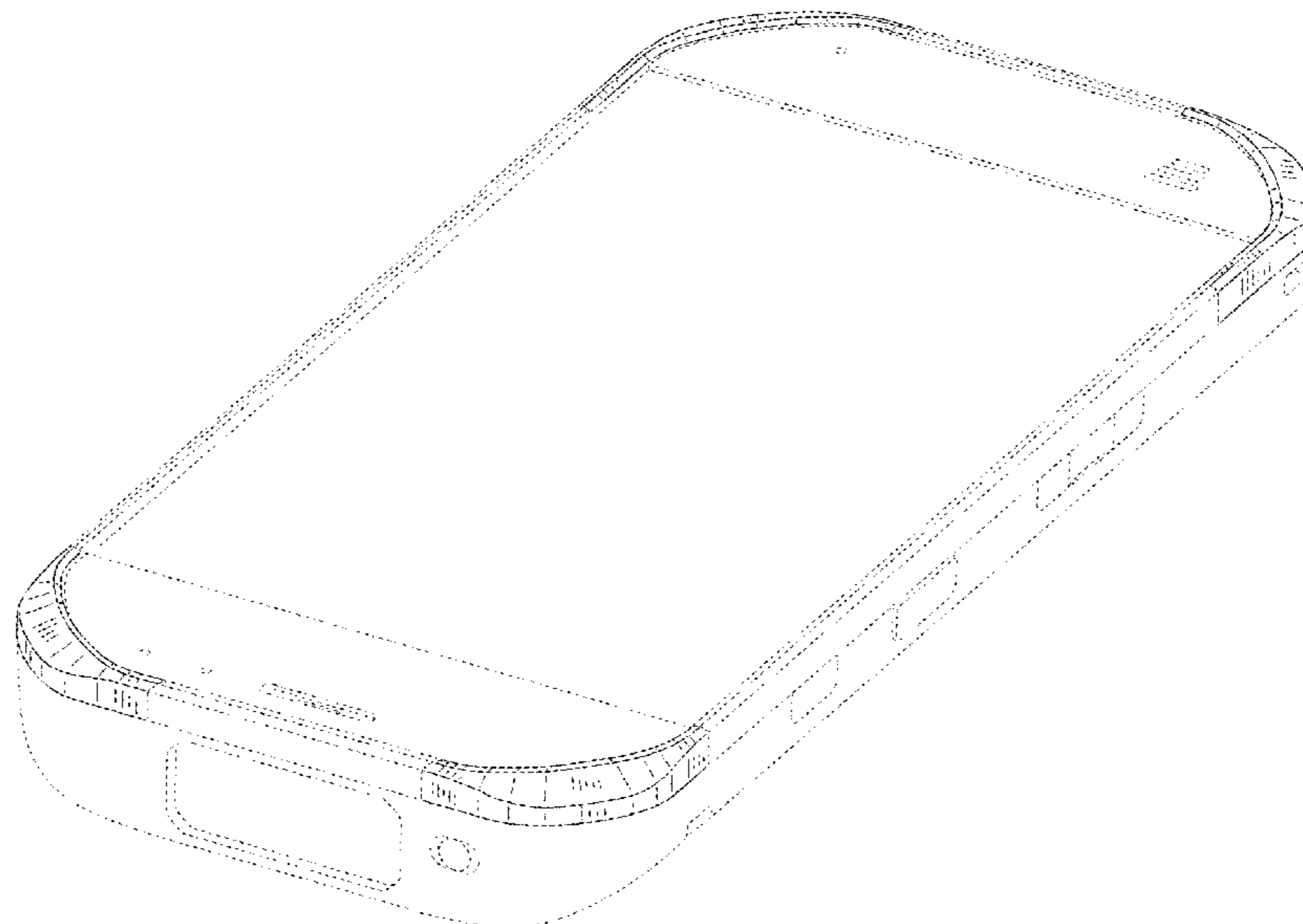
(57) **CLAIM**

The ornamental design for a mobile terminal, as shown and described.

DESCRIPTION

FIG. 1 is a front perspective view of a mobile terminal of the present invention;
FIG. 2 is a top perspective view thereof;
FIG. 3 is a rear perspective view thereof;
FIG. 4 is a front view thereof;
FIG. 5 is a rear view thereof;
FIG. 6 is a left side view thereof;
FIG. 7 is a right side view thereof;
FIG. 8 is a top view thereof;
FIG. 9 is a bottom view thereof; and,
FIG. 10 is an enlarged view of portion of FIG. 1 thereof.
The broken lines shown represent unclaimed subject matter and form no part of the claimed design. Additionally, the unevenly broken lines in the drawings define the limits of the claimed design.

1 Claim, 10 Drawing Sheets



(56)

References Cited

U.S. PATENT DOCUMENTS

D684,150 S *	6/2013	Goradesky	D14/250	D852,182 S *	6/2019	Hyun	D14/250
D685,361 S *	7/2013	Goradesky	D14/250	D852,184 S *	6/2019	Hyun	D14/250
D696,656 S *	12/2013	Murchison	D14/250	D855,047 S *	7/2019	Hyun	D14/250
D701,203 S *	3/2014	Katori	D14/341	D859,392 S *	9/2019	Jung	D14/250
D703,665 S	4/2014	Suzuki et al.			D860,999 S *	9/2019	Kim	D14/440
D709,510 S *	7/2014	Soare	D14/440	D861,661 S *	10/2019	Kim	D14/250
D712,391 S *	9/2014	Kim	D14/250	D861,663 S *	10/2019	Ahn	D14/250
D721,705 S *	1/2015	Lim	D14/426	D862,447 S *	10/2019	Kim	D14/250
D746,278 S	12/2015	Chen			D862,449 S *	10/2019	Jung	D14/250
D750,610 S *	3/2016	Chen	D14/250	D862,450 S *	10/2019	Ahn	D14/250
D762,631 S *	8/2016	Kim	D14/250	D862,451 S *	10/2019	Ahn	D14/250
D781,284 S	3/2017	Suzuki et al.			D863,285 S *	10/2019	Chen	D14/250
D783,588 S *	4/2017	Chang	D14/250	D864,198 S *	10/2019	Bidwell	D14/341
D783,604 S	4/2017	Wesolek			D871,396 S *	12/2019	Nakajima	D14/341
D785,612 S *	5/2017	Kim	D14/248	D878,347 S *	3/2020	Ahn	D14/250
D787,464 S *	5/2017	Kim	D14/138 G	D892,074 S *	8/2020	Mitsunaga	D14/188
D787,494 S	5/2017	Kim et al.			D896,803 S *	9/2020	Kim	D14/250
D788,736 S *	6/2017	Kim	D14/138 G	D897,330 S *	9/2020	Jung	D14/250
D791,727 S *	7/2017	Choi	D14/138 AA	D898,723 S *	10/2020	Jung	D14/250
D793,389 S	8/2017	Kim			D904,383 S *	12/2020	Kim	D14/250
D800,709 S	10/2017	Whang			D904,384 S *	12/2020	Ahn	D14/250
D807,850 S	1/2018	Whang			D906,317 S *	12/2020	Kim	D14/250
D808,374 S *	1/2018	Lee	D14/250	D908,682 S *	1/2021	Coverstone	D14/250
D809,498 S *	2/2018	Ahn	D14/250	D911,345 S *	2/2021	Zhou	D14/426
D810,065 S *	2/2018	Tien	D14/250	D912,055 S *	3/2021	Zhang	D14/426
D836,638 S *	12/2018	Fountain	D14/426	2007/0261978 A1 *	11/2007	Sanderson	A45C 11/22 206/320
D839,258 S *	1/2019	Ahn	D14/250	2013/0210502 A1 *	8/2013	Maravilla	A45C 11/00 455/575.1
D839,259 S *	1/2019	Ahn	D14/250	2013/0271897 A1 *	10/2013	Limber	H04M 1/04 361/679.01
D839,862 S *	2/2019	Hyun	D14/250	2013/0331155 A1 *	12/2013	Tages	H04M 1/0283 455/575.8
D839,863 S *	2/2019	Ahn	D14/250	2014/0076753 A1 *	3/2014	Limber	A45C 11/00 206/320
D842,292 S *	3/2019	Ahn	D14/250	2016/0219999 A1 *	8/2016	Chang	A45C 13/36
D842,293 S *	3/2019	Ahn	D14/250	2016/0299528 A1 *	10/2016	Mori	G06F 1/1637
D842,294 S *	3/2019	Ahn	D14/250					
D842,295 S *	3/2019	Ahn	D14/250					
D844,580 S *	4/2019	Park	D14/138 G					
D844,597 S *	4/2019	Ahn	D14/250					

* cited by examiner

FIG. 1

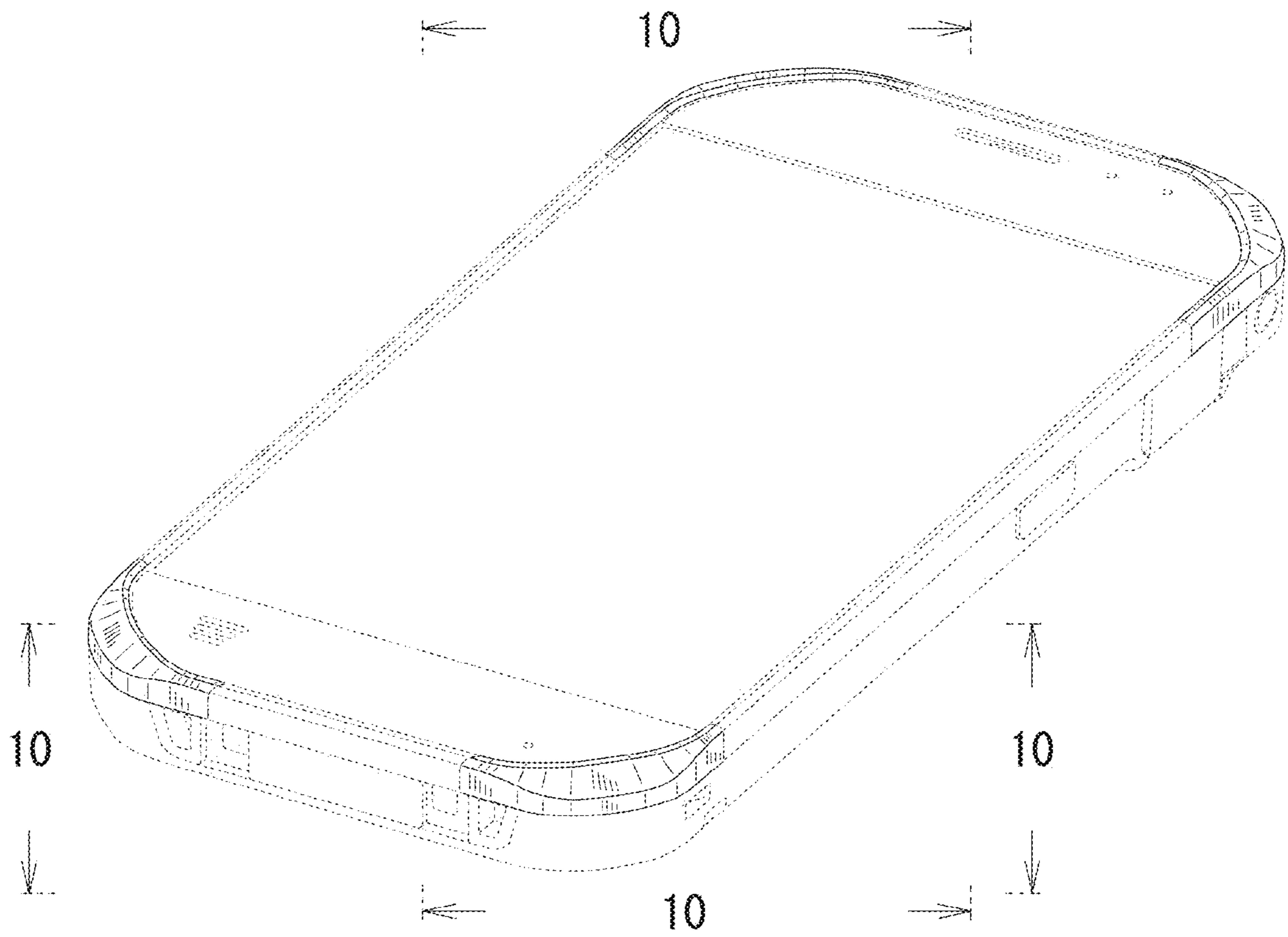


FIG. 2

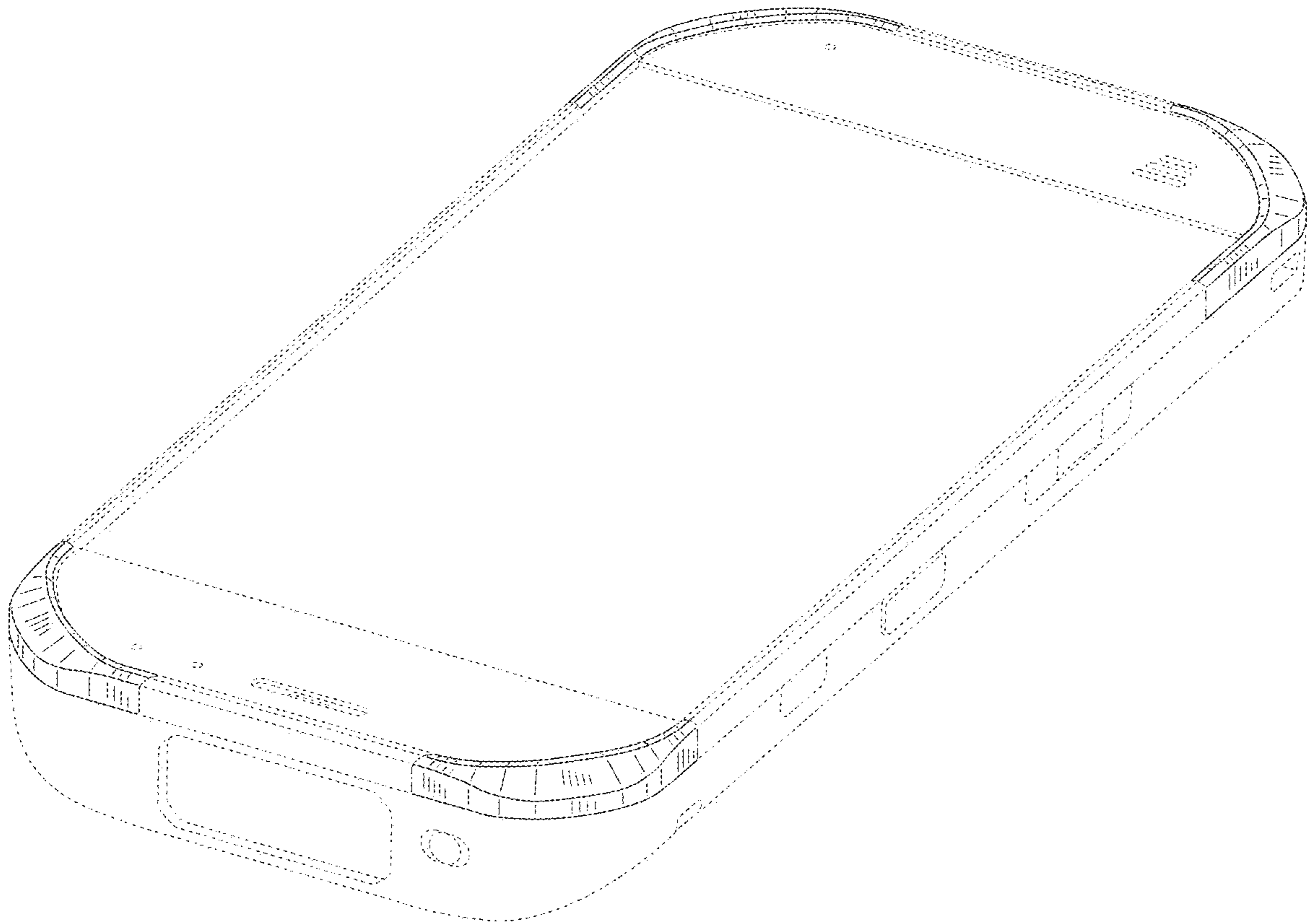


FIG. 3

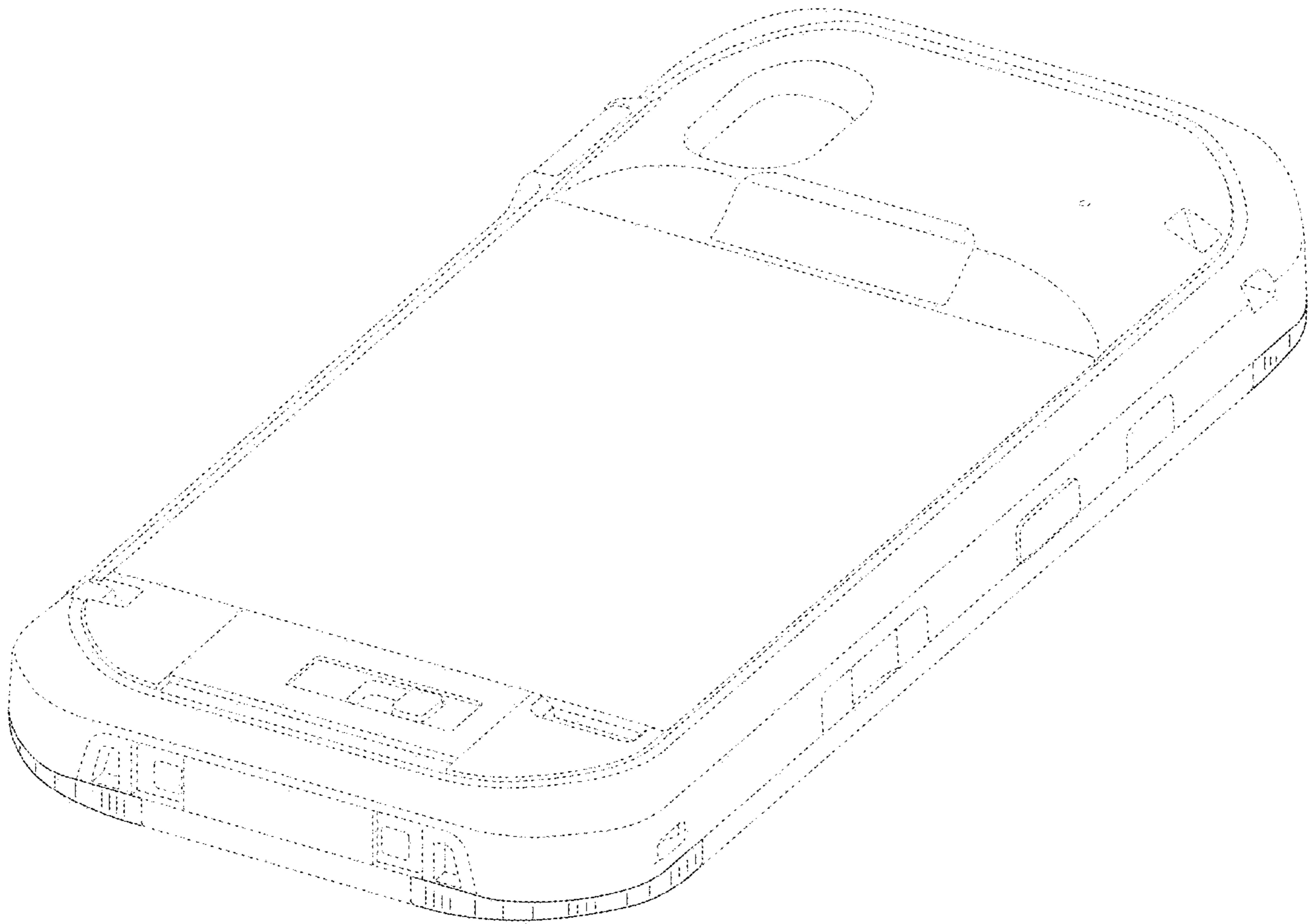


FIG. 4



FIG. 5




FIG. 6

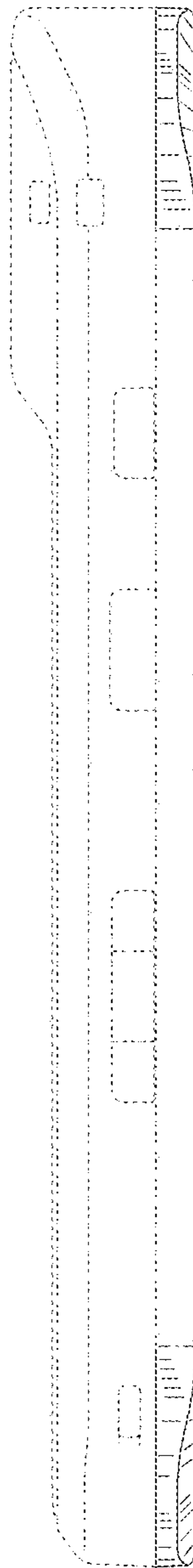


FIG. 7

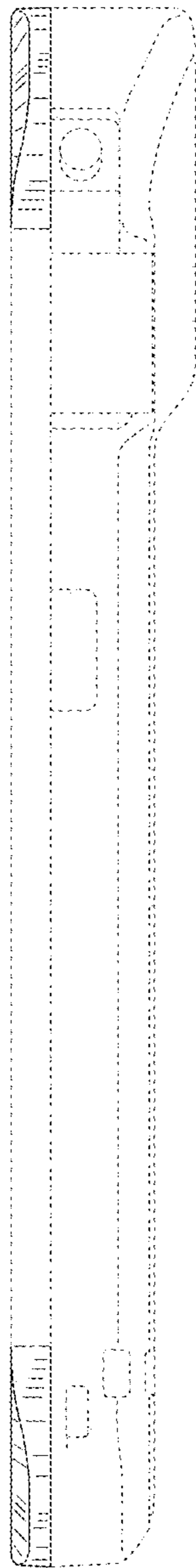


FIG. 8




FIG. 9




FIG. 10

