



US00D929386S

(12) **United States Design Patent** (10) **Patent No.:** **US D929,386 S**
Chung et al. (45) **Date of Patent:** **** *Aug. 31, 2021**

(54) **CASE FOR PORTABLE ELECTRONIC DEVICE**

(71) Applicant: **SAMSUNG ELECTRONICS CO., LTD.**, Suwon-si (KR)

(72) Inventors: **Chongyoon Chung**, Suwon-si (KR);
Bumsoo Park, Suwon-si (KR);
Hyunkeun Son, Suwon-si (KR);
Yoonyoung Kim, Suwon-si (KR)

(73) Assignee: **SAMSUNG ELECTRONICS CO., LTD.**, Gyeonggi-Do (KR)

(*) Notice: This patent is subject to a terminal disclaimer.

(**) Term: **15 Years**

(21) Appl. No.: **29/716,661**

(22) Filed: **Dec. 11, 2019**

(30) **Foreign Application Priority Data**

Jun. 14, 2019 (KR) 30-2019-0028378

(51) **LOC (13) Cl.** **14-03**

(52) **U.S. Cl.**
USPC **D14/250**

(58) **Field of Classification Search**
USPC D14/217, 238.1, 240, 248, 250, 251–253,
D14/439, 440, 447; D13/107–108, 103,
D13/119; D3/201, 218, 247, 269, 273,
D3/301, 303
CPC H04B 1/3888; H04M 1/0283;
H04M 1/0202; A45C 1/06; A45C 11/00;
A45C

(Continued)

(56) **References Cited**

U.S. PATENT DOCUMENTS

D582,405 S * 12/2008 Andre D3/299
D657,354 S * 4/2012 Kim D14/250
D737,238 S * 8/2015 Lee D14/138 G

(Continued)

OTHER PUBLICATIONS

“Samsung EF-ZN970CBEGUS Galaxy Note10 Case, S-View Flip Cover [. . .]” [online], Samsung. [Date first available Aug. 8, 2019]. Retrieved from the Internet: <<https://www.amazon.com/dp/B07V39725Q>>.*

(Continued)

Primary Examiner — Mojtaba Tehrani
(74) *Attorney, Agent, or Firm* — Cantor Colburn LLP

(57) **CLAIM**

The ornamental design for a case for portable electronic device, as shown and described.

DESCRIPTION

FIG. 1 is a front perspective view of a first embodiment of a case for portable electronic device, showing our new design;

FIG. 2 is a front view thereof;

FIG. 3 is a rear view thereof;

FIG. 4 is a left-side view thereof;

FIG. 5 is a right-side view thereof;

FIG. 6 is a top view thereof;

FIG. 7 is a bottom view thereof;

FIG. 8 is a rear perspective view thereof;

FIG. 9 is a front perspective view of a second embodiment of a case for portable electronic device, showing our new design;

FIG. 10 is a front view thereof;

FIG. 11 is a rear view thereof;

FIG. 12 is a left-side view thereof;

FIG. 13 is a right-side view thereof;

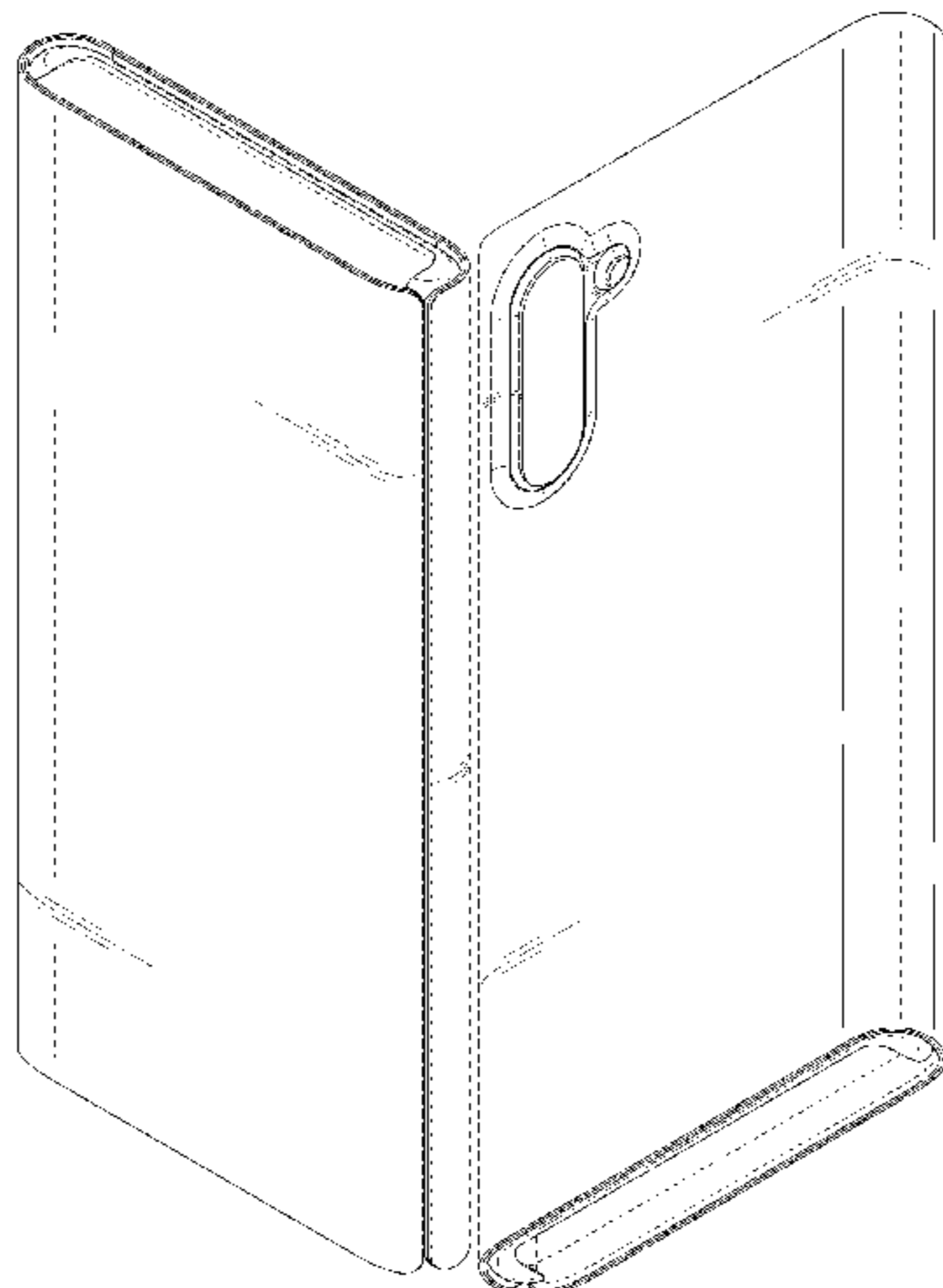
FIG. 14 is a top view thereof;

FIG. 15 is a bottom view thereof; and,

FIG. 16 is a rear perspective view thereof.

The broken lines depict portions of the case for portable electronic device that form no part of the claimed design.

1 Claim, 12 Drawing Sheets



(58) **Field of Classification Search**
 CPC 13/02; A45C 2011/002; A45F 2005/026;
 A45F 2200/0525; A45F 2200/0516
 See application file for complete search history.

(56) **References Cited**

U.S. PATENT DOCUMENTS

D762,205 S *	7/2016	Dang	D14/250
D767,525 S *	9/2016	Byun	D14/138 AB
D774,496 S *	12/2016	Kim	D14/250
D777,159 S *	1/2017	Lee	D14/250
D781,278 S *	3/2017	Kim	D14/250
D791,114 S *	7/2017	Lee	D14/250
D791,758 S *	7/2017	Lee	D14/250
D794,008 S *	8/2017	Lee	D14/250
D794,009 S *	8/2017	Lee	D14/250
D805,064 S *	12/2017	Lee	D14/250
D809,497 S *	2/2018	Kim	D14/250
D819,007 S *	5/2018	Kim	D14/250
D840,394 S *	2/2019	Son	D14/345
D841,646 S *	2/2019	Son	D14/345
D855,990 S *	8/2019	Bennett	D3/301
D859,389 S *	9/2019	Kim	D14/250

D867,348 S *	11/2019	Kim	D14/248
D872,722 S *	1/2020	Zhou	D14/250
D878,752 S *	3/2020	Dietrich	D3/247
10,599,321 B2 *	3/2020	Kwon	G06F 1/1626
D896,210 S *	9/2020	Son	D14/250
D896,211 S *	9/2020	Cho	D14/250
D898,727 S *	10/2020	Ahn	D14/250
D901,478 S *	11/2020	Yoon	D14/250
2012/0085679 A1 *	4/2012	Kim	A45C 3/001 206/736
2013/0178248 A1 *	7/2013	Kim	H04M 1/0268 455/566
2014/0185206 A1 *	7/2014	Kim	H05K 5/0017 361/679.01
2015/0141095 A1 *	5/2015	Kim	H04M 1/0202 455/575.8
2019/0380461 A1 *	12/2019	Fathollahi	A45C 11/00

OTHER PUBLICATIONS

“Samsung Galaxy Note10+ Case, LED Wallet Cover [. . .]”
 [online]. Samsung. [Date first available Aug. 8, 2019]. Retrieved
 from the Internet: <<https://www.amazon.com/dp/B07V5D2ZZ3>>.*

* cited by examiner

FIG. 1




FIG. 2




FIG. 3




FIG. 4




FIG. 5

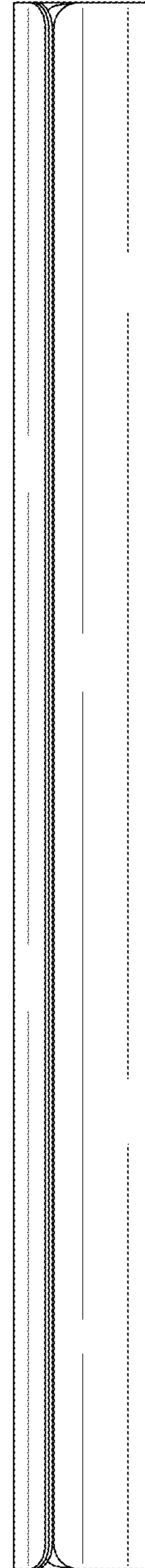


FIG. 6



FIG. 7



FIG. 8

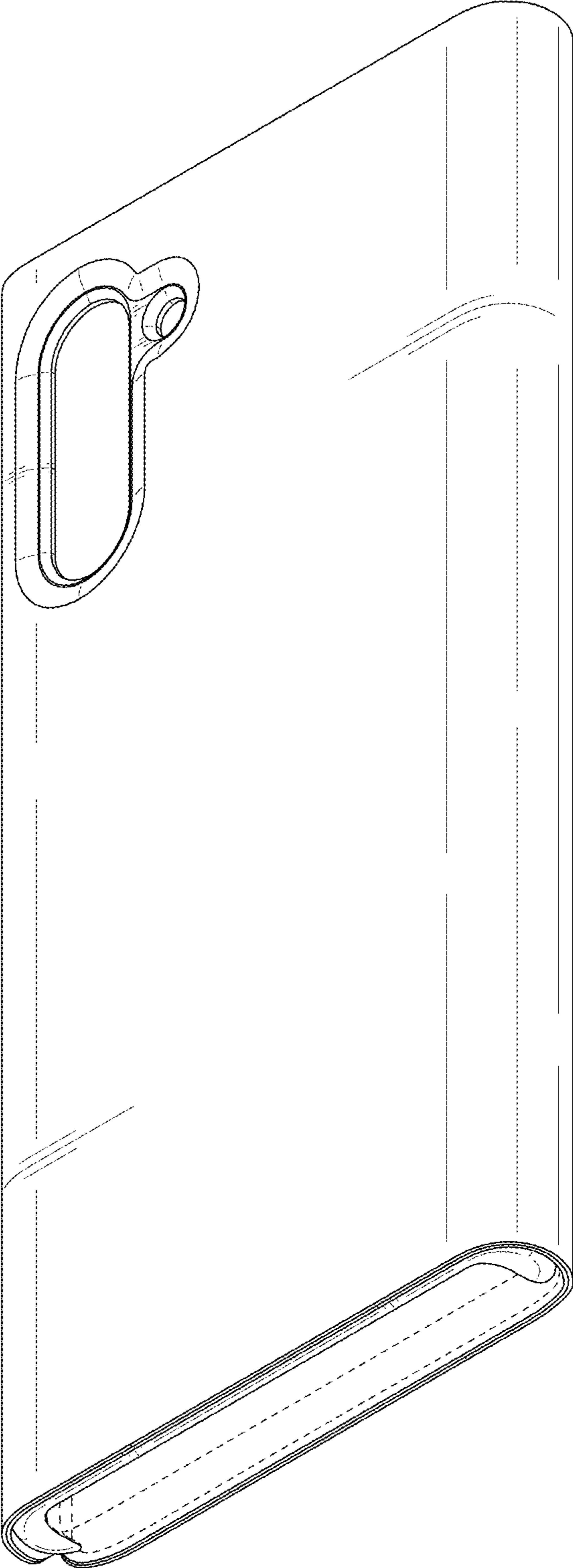


FIG. 9

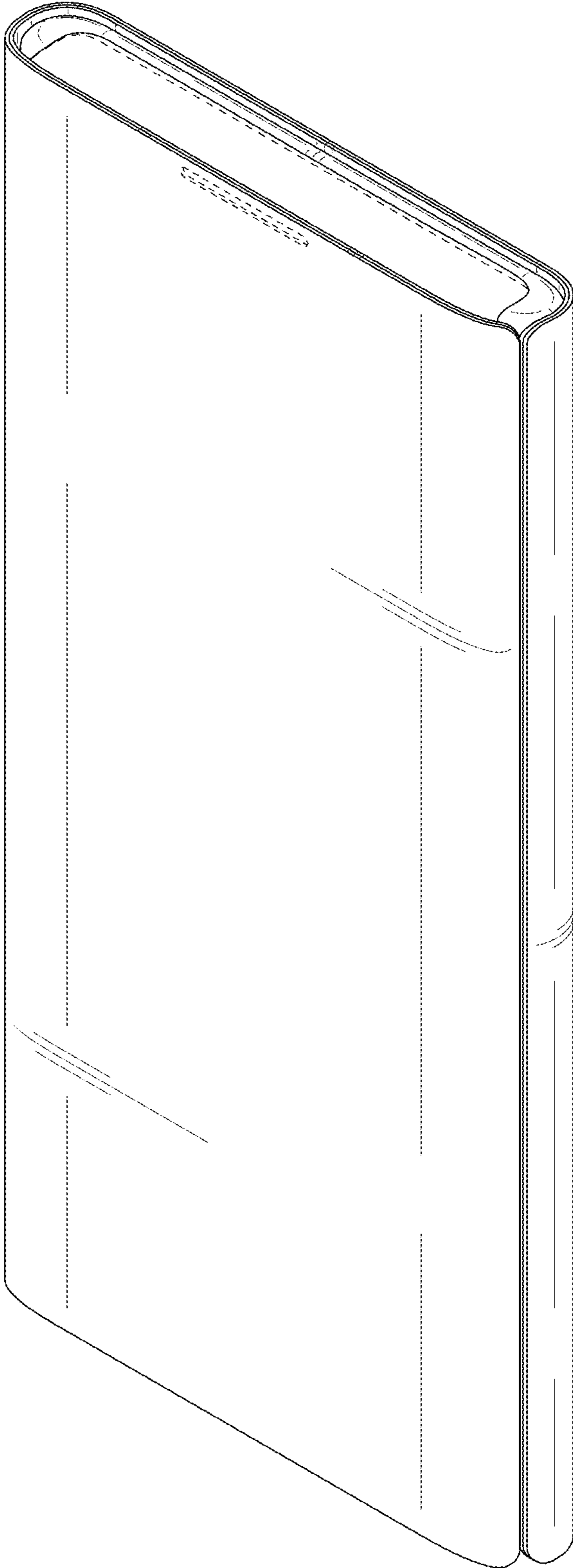


FIG. 10




FIG. 11




FIG. 12




FIG. 13

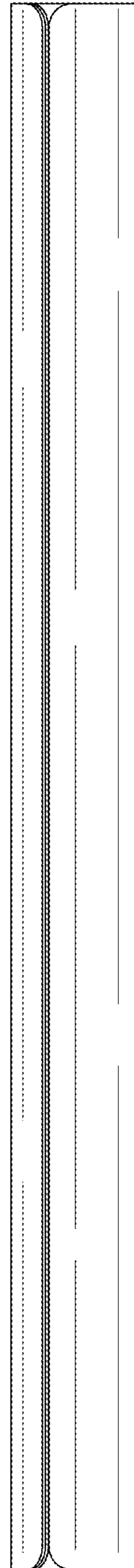


FIG. 14



FIG. 15




FIG. 16

