



US00D929382S

(12) **United States Design Patent** (10) **Patent No.:** **US D929,382 S**
Gwyn (45) **Date of Patent:** **** Aug. 31, 2021**

(54) **SMART PHONE CASE WITH REMOVABLE STRAP**

(71) Applicant: **Bruce Gwyn**, New Orleans, LA (US)

(72) Inventor: **Bruce Gwyn**, New Orleans, LA (US)

(**) Term: **15 Years**

(21) Appl. No.: **29/658,111**

(22) Filed: **Jul. 27, 2018**

(51) **LOC (13) Cl.** **14-03**

(52) **U.S. Cl.**
USPC **D14/250**; D14/251; D3/218

(58) **Field of Classification Search**
USPC D3/201, 212, 218, 226, 227, 247, 249, D3/250, 269, 303; D13/103, 107, 108, D13/119; D14/137, 138 R, 138 AA, D14/138 C, 138 G, 172, 192, D14/203.3-203.7, 217, 238.1, 247, 248, D14/250-253, 345, 434, 440, 447, 496; D21/332
CPC H04B 1/3888; H04M 1/0283; H04M 1/0202; A45C 1/06; A45C 2011/002; A45C 11/00; A45F 2005/028; A45F 2200/0525

See application file for complete search history.

(56) **References Cited**

U.S. PATENT DOCUMENTS

D675,197 S *	1/2013	Losiewicz	D14/250
8,428,664 B1 *	4/2013	Wyers	F16M 13/04
				455/575.1
D687,039 S *	7/2013	Wyers	D14/439
D689,479 S *	9/2013	Soffer	D14/253
8,746,448 B1 *	6/2014	Bellace	A45F 5/00
				206/320
D708,620 S *	7/2014	Holmes	D14/440
D721,373 S *	1/2015	Logereau	D14/432
D738,872 S *	9/2015	Erickson-Davis	D14/250

(Continued)

OTHER PUBLICATIONS

Smartphone Accessory Ninja Loops, publication date May 11, 2017, [online][site visited Apr. 2, 2021] URL: <https://www.youtube.com/watch?v=7hTak18phyU> (Year: 2017).*

(Continued)

Primary Examiner — L. A. Grabenstetter

(74) *Attorney, Agent, or Firm* — Pharar Patents & Intellectual Property; Andrew A. Pharar

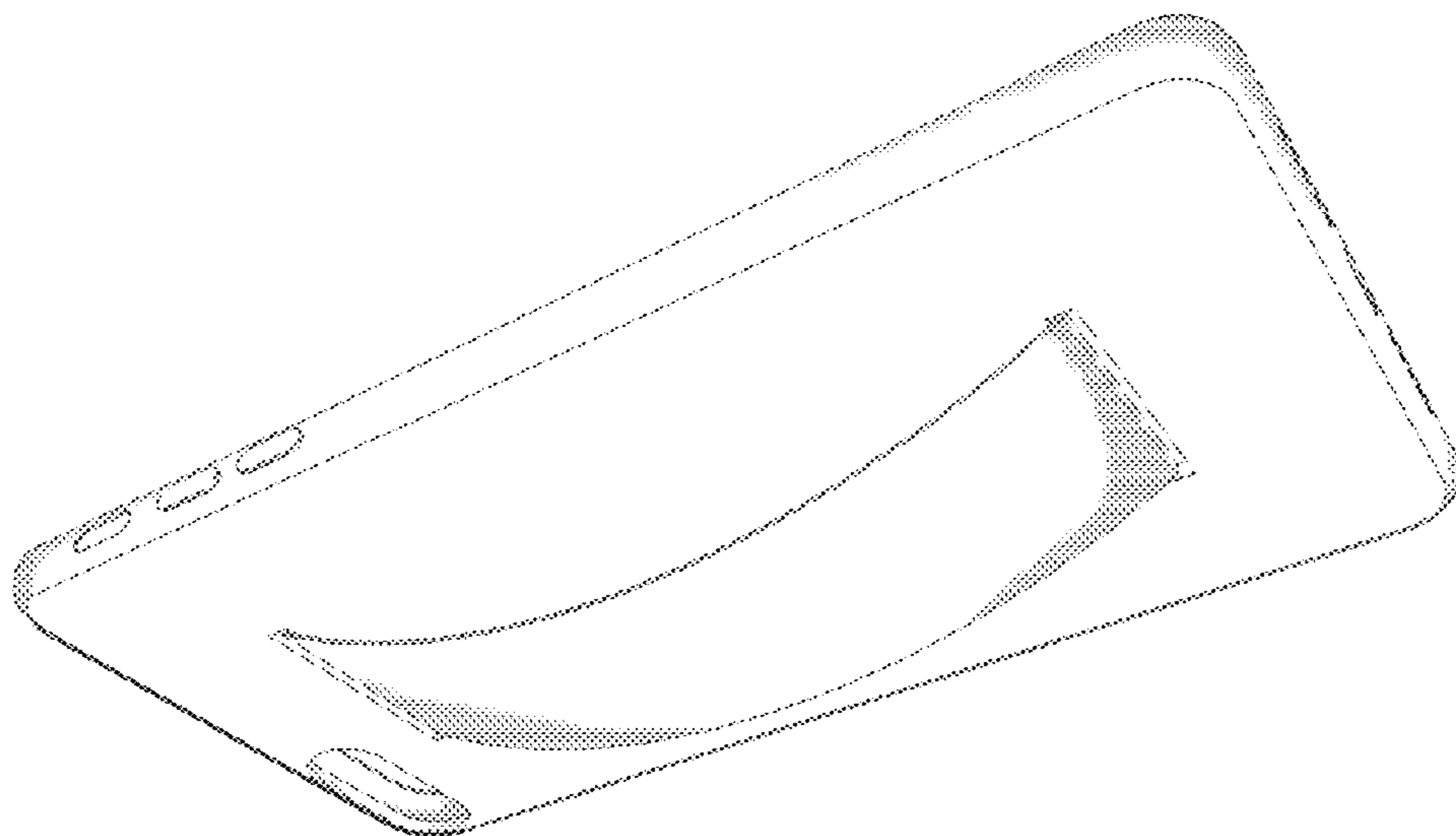
(57) **CLAIM**

The ornamental design for a smart phone case with removable strap, as shown.

DESCRIPTION

FIG. 1 is a top plan view of a smart phone case with removable strap, with the strap attached;
 FIG. 2 is a bottom plan view of a smart phone case with removable strap, with the strap attached;
 FIG. 3 is front perspective view of a smart phone case with removable strap, with the strap attached;
 FIG. 4 is a rear perspective view of a smart phone case with removable strap, with the strap attached;
 FIG. 5 is a left side perspective view of a smart phone case with removable strap, with the strap removed;
 FIG. 6 is a right side perspective view of a smart phone case with removable strap, with the strap attached;
 FIG. 7 is a lower three-quarters left perspective view of a smart phone case with removable strap, with the strap attached;
 FIG. 8 is a lower three-quarters right perspective view of a smart phone case with removable strap, with the strap removed;
 FIG. 9 is an upper three-quarters right perspective view of a smart phone case with removable strap, with the strap removed; and,
 FIG. 10 is an upper three-quarters left perspective view of a smart phone case with removable strap, with the strap attached.

1 Claim, 6 Drawing Sheets



(56)

References Cited

U.S. PATENT DOCUMENTS

D749,592 S * 2/2016 Huang D14/440
2012/0063066 A1* 3/2012 Floit A45F 3/14
361/679.01
2014/0137348 A1* 5/2014 Lodge A47L 25/00
15/104.92
2014/0252786 A1* 9/2014 Singhal H04B 1/3888
294/137

OTHER PUBLICATIONS

Phone Loops Finger Strap for Mobile Phone, publication date Sep. 19, 2018, [online][site visited Apr. 2, 2021] URL: <https://www.amazon.com/Phone-Loops-Finger-Accessory-Mobile/dp/B0725FKT44> (Year: 2018).*

Switchbands Strap Case with Finger Grip, publication date Nov. 21, 2018, [online][site visited Apr. 2, 2021] URL: <https://www.amazon.com/gp/product/B07KRQ5M6M> (Year: 2018).*

* cited by examiner




FIG. 1

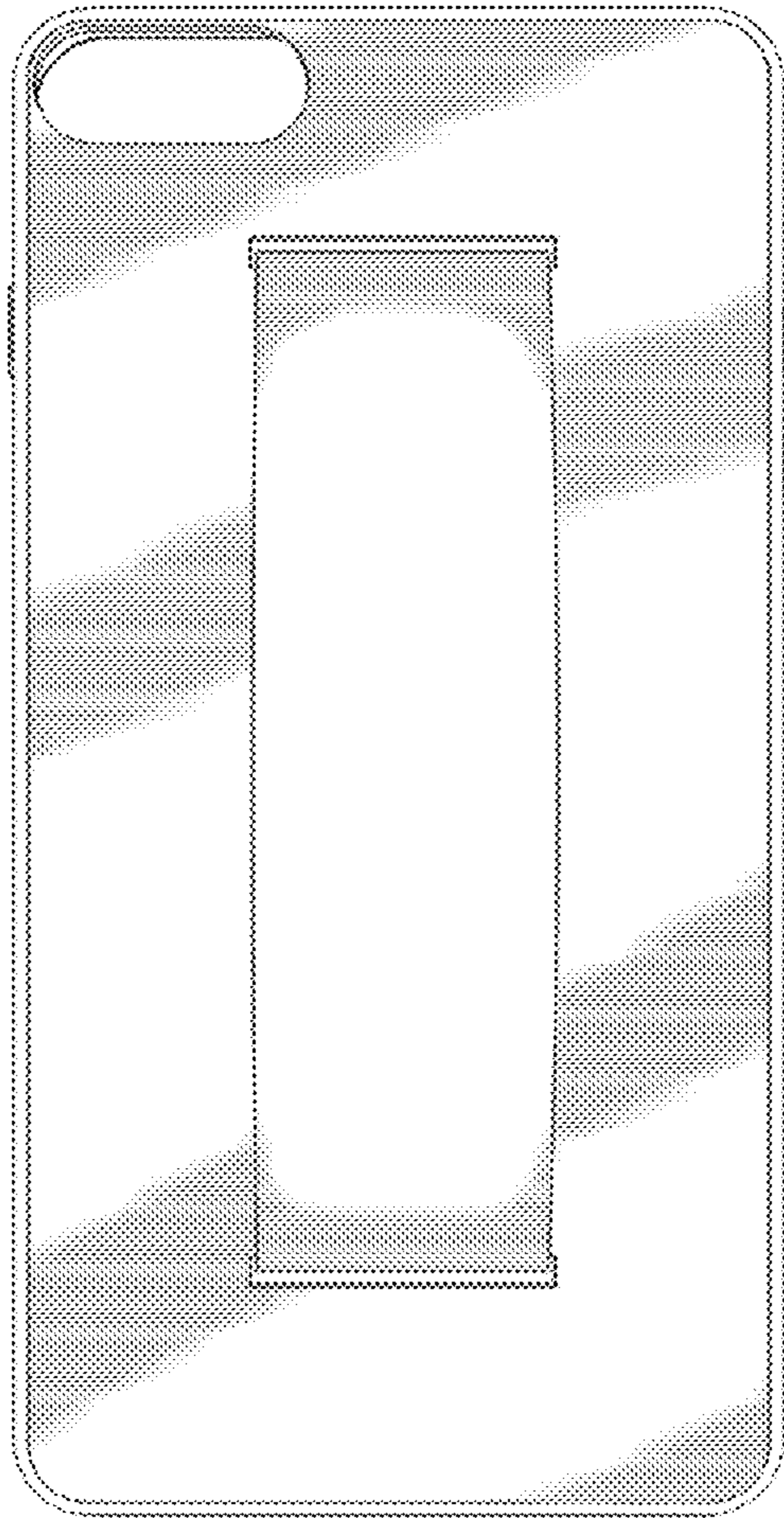


FIG. 2

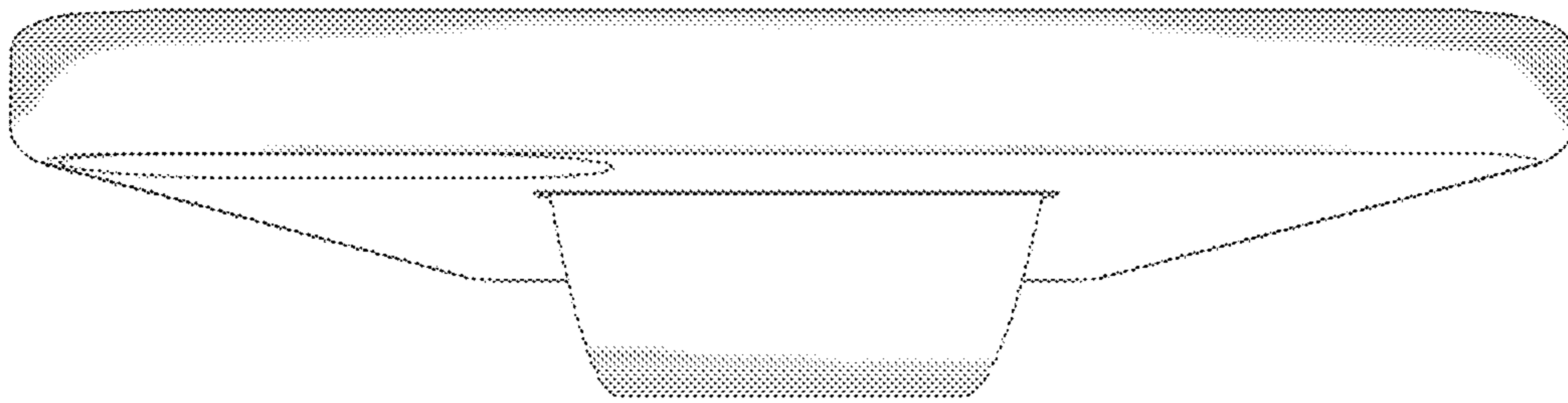


FIG. 3

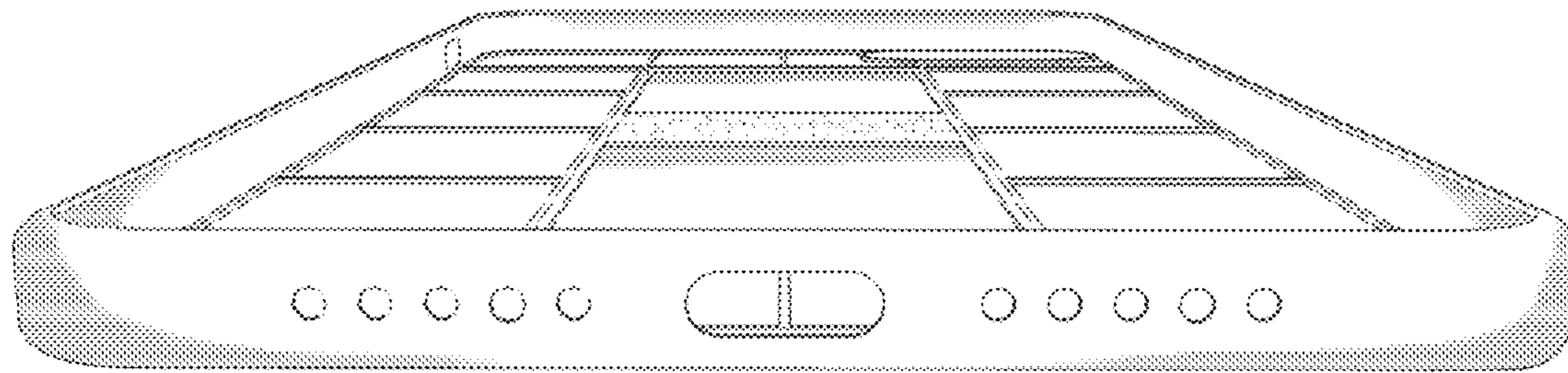


FIG. 4

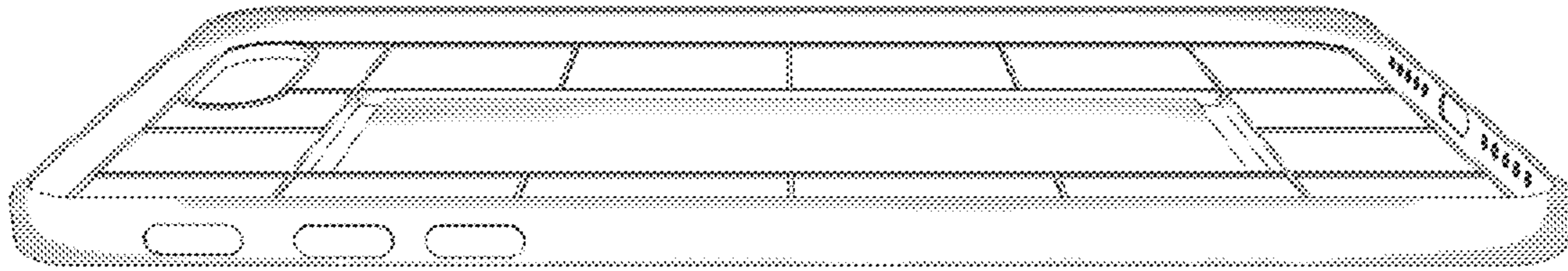


FIG. 5

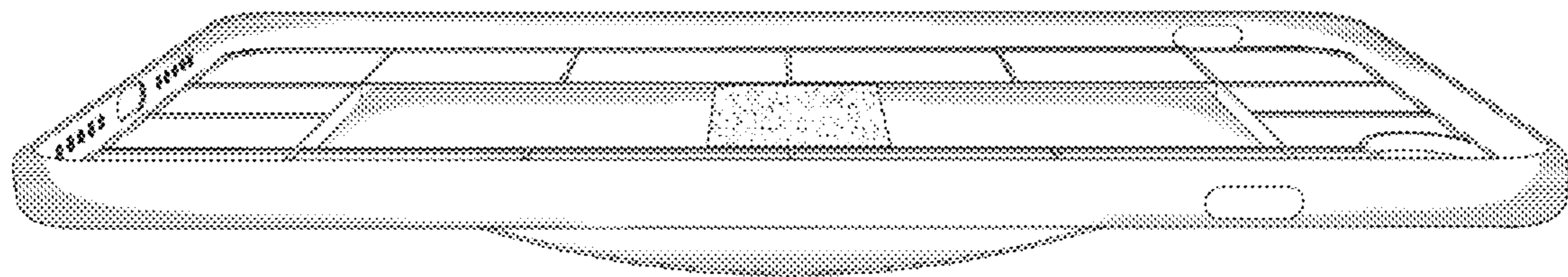


FIG. 6

FIG. 7

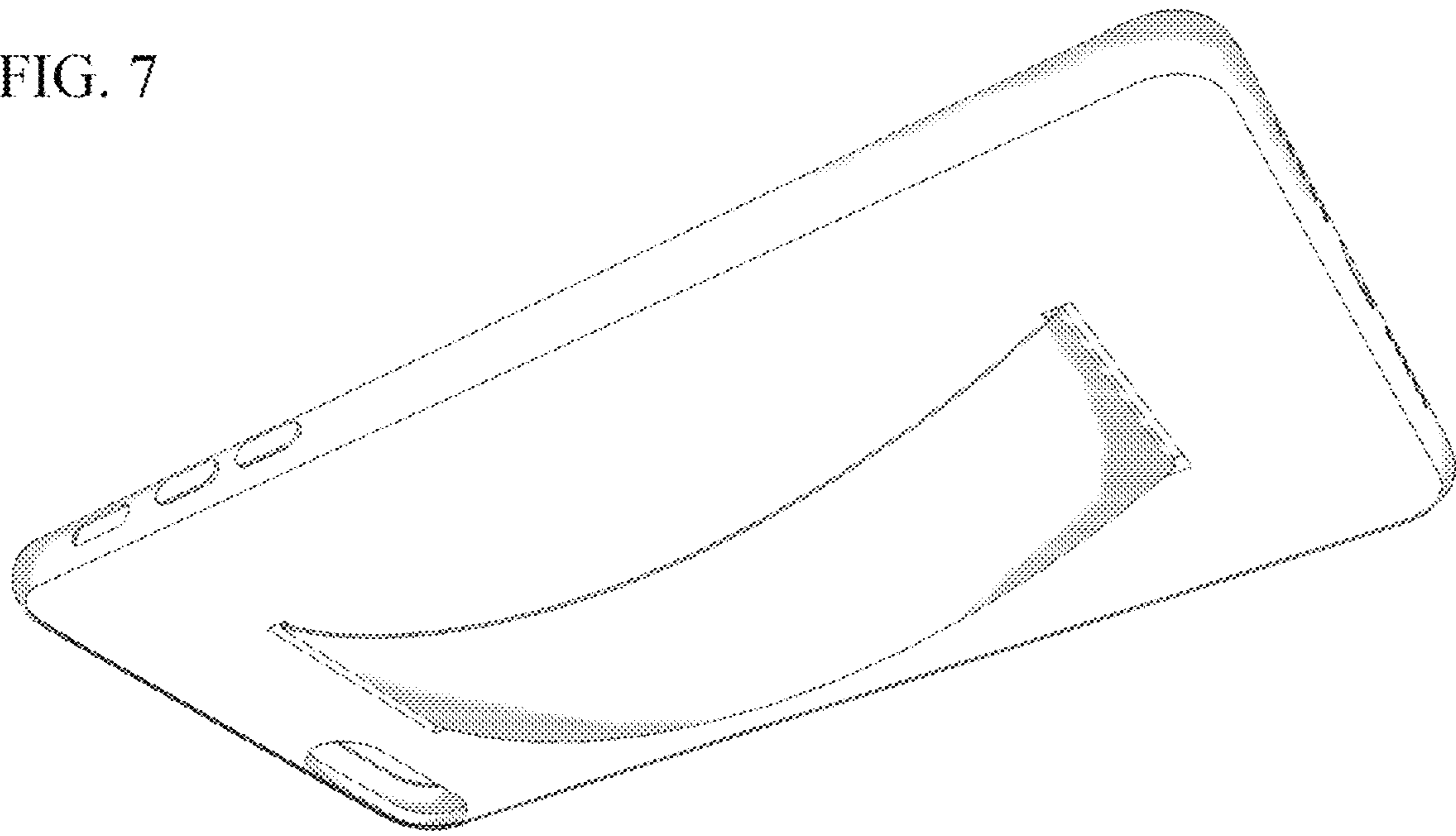
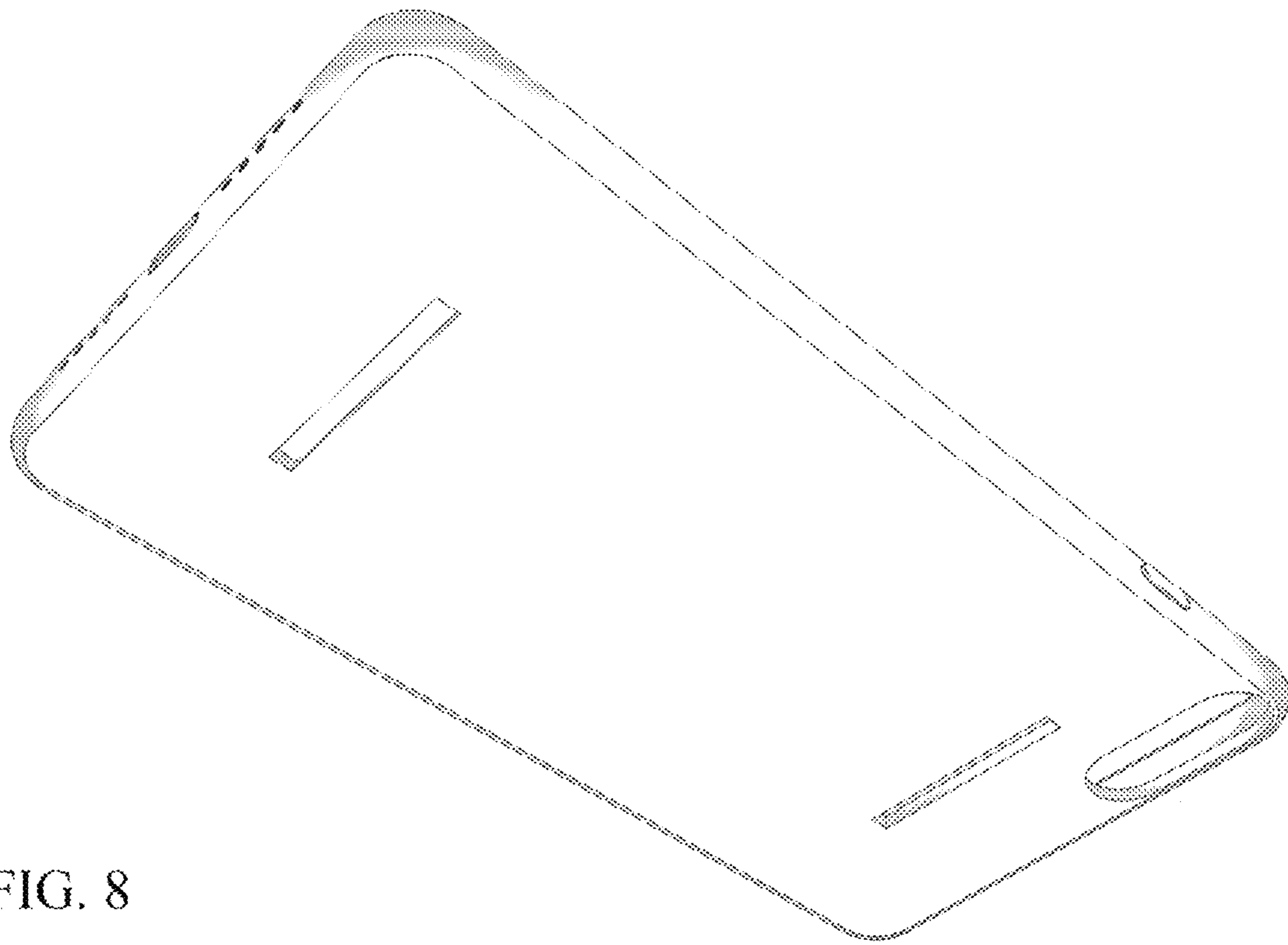


FIG. 8



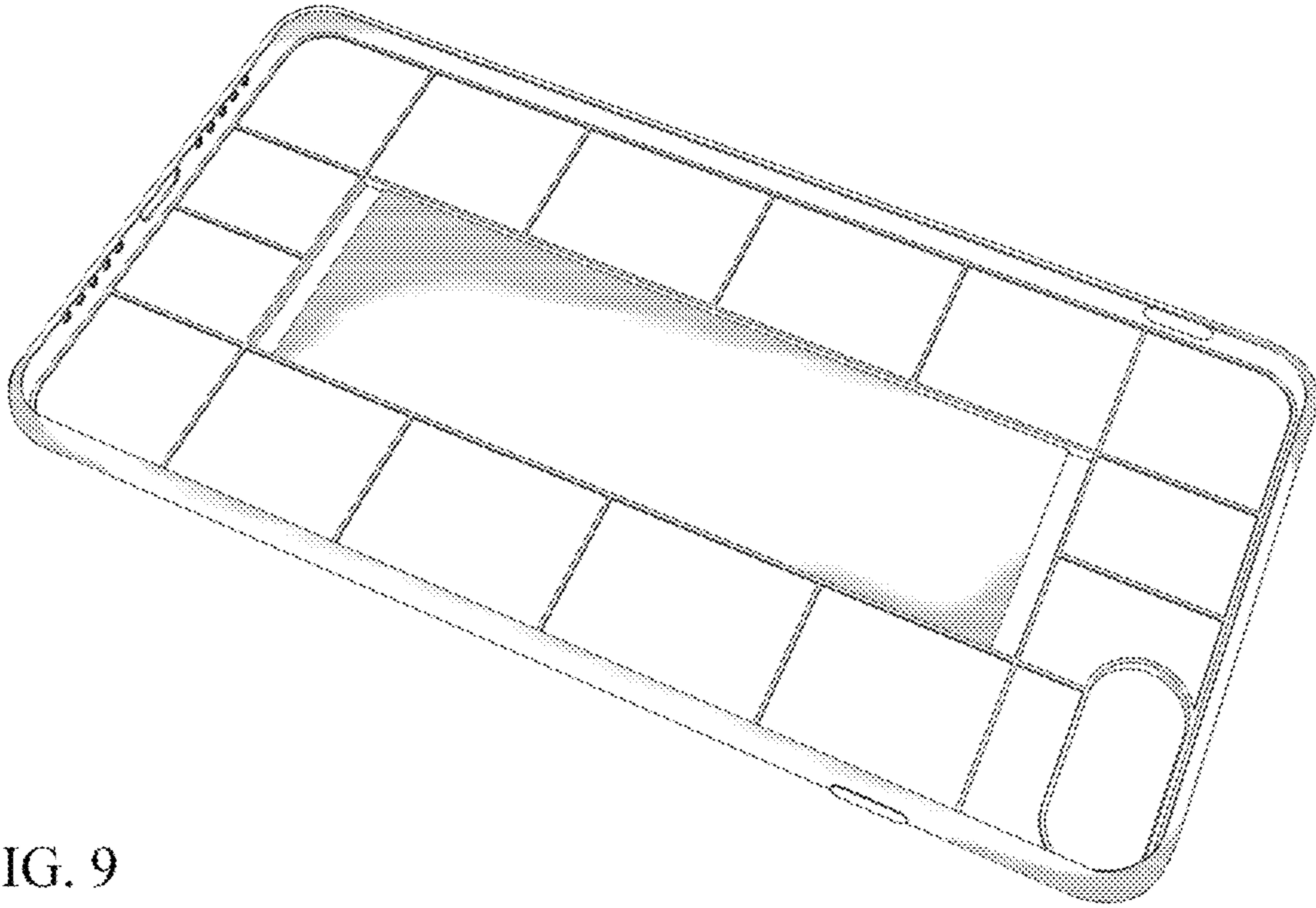


FIG. 9

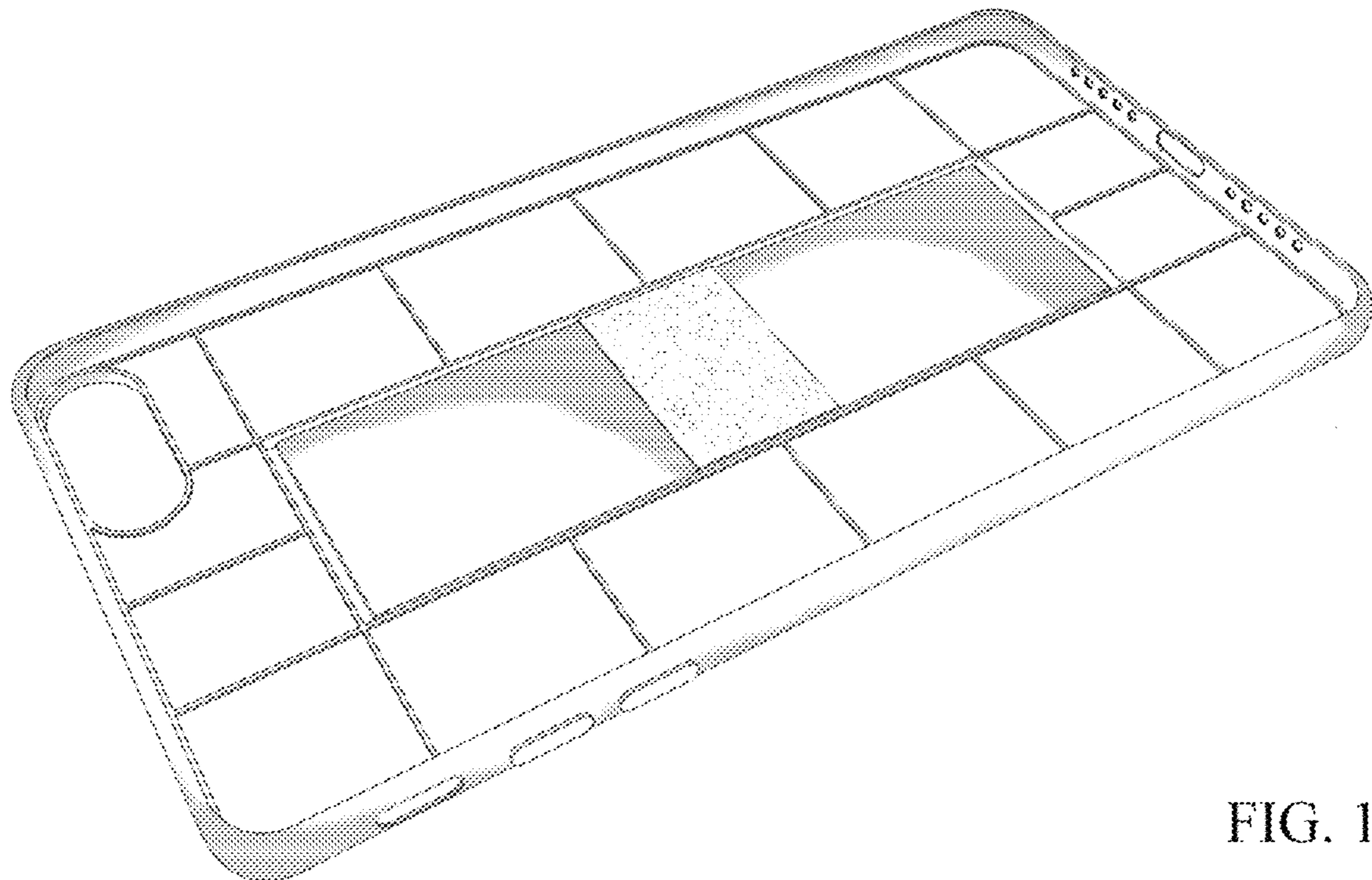


FIG. 10