



US00D929366S

(12) **United States Design Patent**
Mihara et al.

(10) **Patent No.:** **US D929,366 S**

(45) **Date of Patent:** **** Aug. 31, 2021**

(54) **SPEAKER GRILL FOR CARS**
(71) Applicant: **JVC KENWOOD Corporation,**
Yokohama (JP)

D492,286 S * 6/2004 Azumi
D543,969 S * 6/2007 Shiono D14/216
D567,231 S * 4/2008 Nakane D14/224
D578,519 S * 10/2008 Nakane D14/224

(Continued)

(72) Inventors: **Masaya Mihara,** Yokohama (JP); **Yu Sakata,** Yokohama (JP)

FOREIGN PATENT DOCUMENTS

(73) Assignee: **JVC KENWOOD Corporation,**
Yokohama (JP)

CN 201730322167 * 3/2018
CN 201730673628 * 10/2018

(Continued)

(**) Term: **15 Years**

Primary Examiner — Barbara Fox

Assistant Examiner — Aram Kwon

(21) Appl. No.: **29/683,957**

(74) *Attorney, Agent, or Firm* — Amin, Turocy & Watson, LLP

(22) Filed: **Mar. 18, 2019**

(57) **CLAIM**

(30) **Foreign Application Priority Data**

The ornamental design for a speaker grill for cars, as shown and described.

Dec. 21, 2018 (JP) 2018-028053
Dec. 21, 2018 (JP) 2018-028055

DESCRIPTION

(51) **LOC (13) Cl.** **14-01**

(52) **U.S. Cl.**
USPC **D14/215**

(58) **Field of Classification Search**
USPC D14/204–216, 155–159, 160–173, 187,
D14/188, 203.1–203.8, 217–222,
D14/225–229, 496

FIG. 1 is a front perspective view of a first embodiment of a speaker grill for cars showing our new design; FIG. 2 is a front elevational view thereof; FIG. 3 is a rear elevational view thereof; FIG. 4 is a top plan view thereof; FIG. 5 is a bottom plan view thereof; FIG. 6 is a right-side elevational view thereof; and FIG. 7 is a left-side elevational view thereof. FIG. 8 is a front perspective view of a second embodiment of a speaker grill for cars showing our new design; FIG. 9 is a front elevational view thereof; FIG. 10 is a rear elevational view thereof; FIG. 11 is a top plan view thereof; FIG. 12 is a bottom plan view thereof; FIG. 13 is a right-side elevational view thereof; and, FIG. 14 is a left-side elevational view thereof. The broken lines shown in the figures depict portions of the speaker grill for cars that form no part of the claimed design.

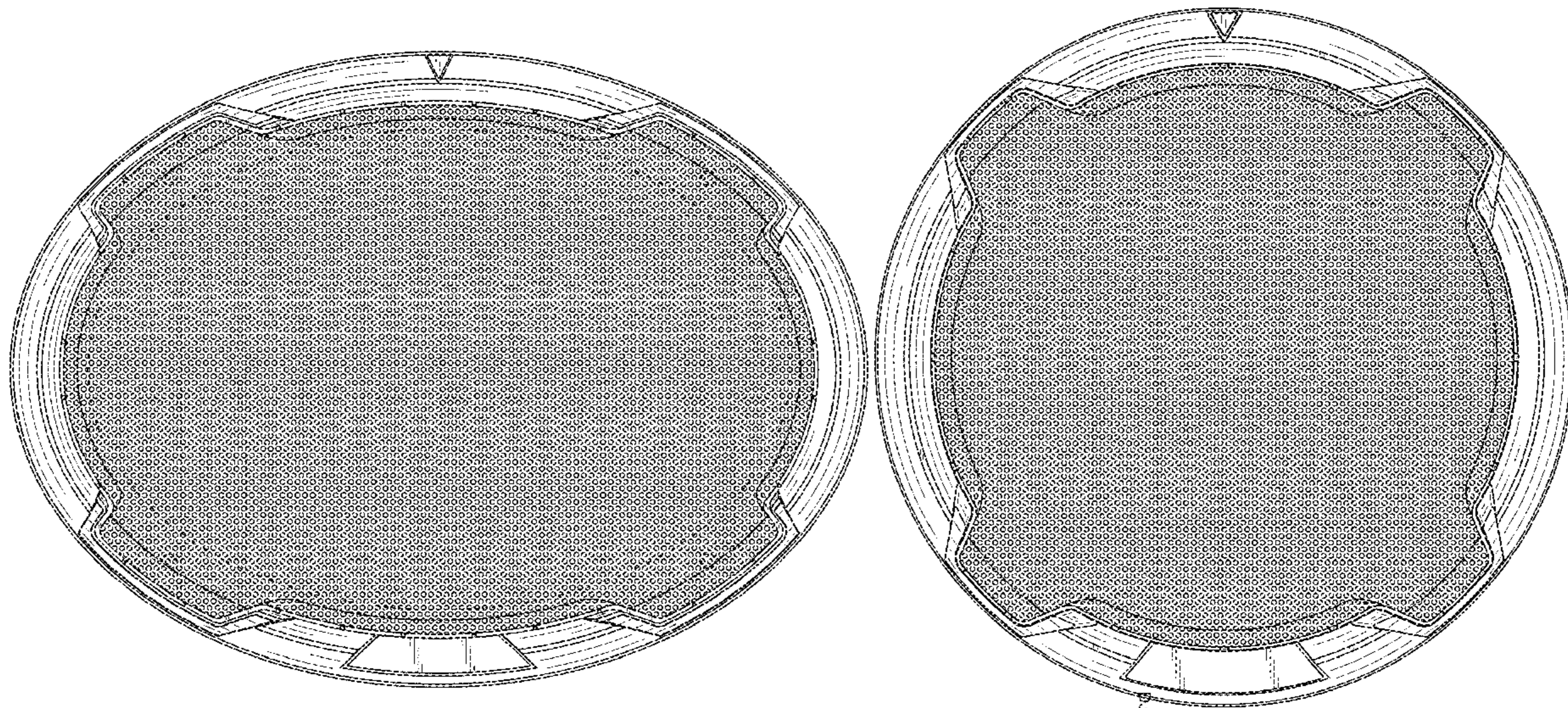
CPC H04R 1/02; H04R 1/021; H04R 1/023;
H04R 5/00; H04R 9/06; H04R 2420/07
See application file for complete search history.

(56) **References Cited**

U.S. PATENT DOCUMENTS

D266,324 S * 9/1982 Iijima
D323,327 S * 1/1992 Davidson
D356,089 S * 3/1995 Hedaya
D433,402 S * 11/2000 Azumi
D443,262 S * 6/2001 Caren
D489,359 S * 5/2004 Hakoda

1 Claim, 13 Drawing Sheets



(56)

References Cited

U.S. PATENT DOCUMENTS

D585,882 S * 2/2009 Lum D14/224
D681,609 S * 5/2013 Miyawaki D14/219
D691,589 S * 10/2013 Ishinabe D14/219
D691,590 S * 10/2013 Ishinabe D14/219
D698,756 S * 2/2014 Miyawaki D14/219
D752,199 S * 3/2016 Berkman D23/370
D832,821 S * 11/2018 Jeon D14/215
D839,235 S * 1/2019 Kitamura D14/204
D840,376 S * 2/2019 Sakata D14/216
D875,080 S * 2/2020 Horiuchi D14/216
D875,081 S * 2/2020 Horiuchi D14/216
2008/0044053 A1 * 2/2008 Belanger H04R 1/023
381/391
2019/0208297 A1 * 7/2019 Bech H04R 31/006

FOREIGN PATENT DOCUMENTS

JP D2011-17712 * 4/2012
JP D2017-22465 * 9/2018
JP D2018-28053 * 7/2019
JP D2018-28055 * 7/2019

* cited by examiner

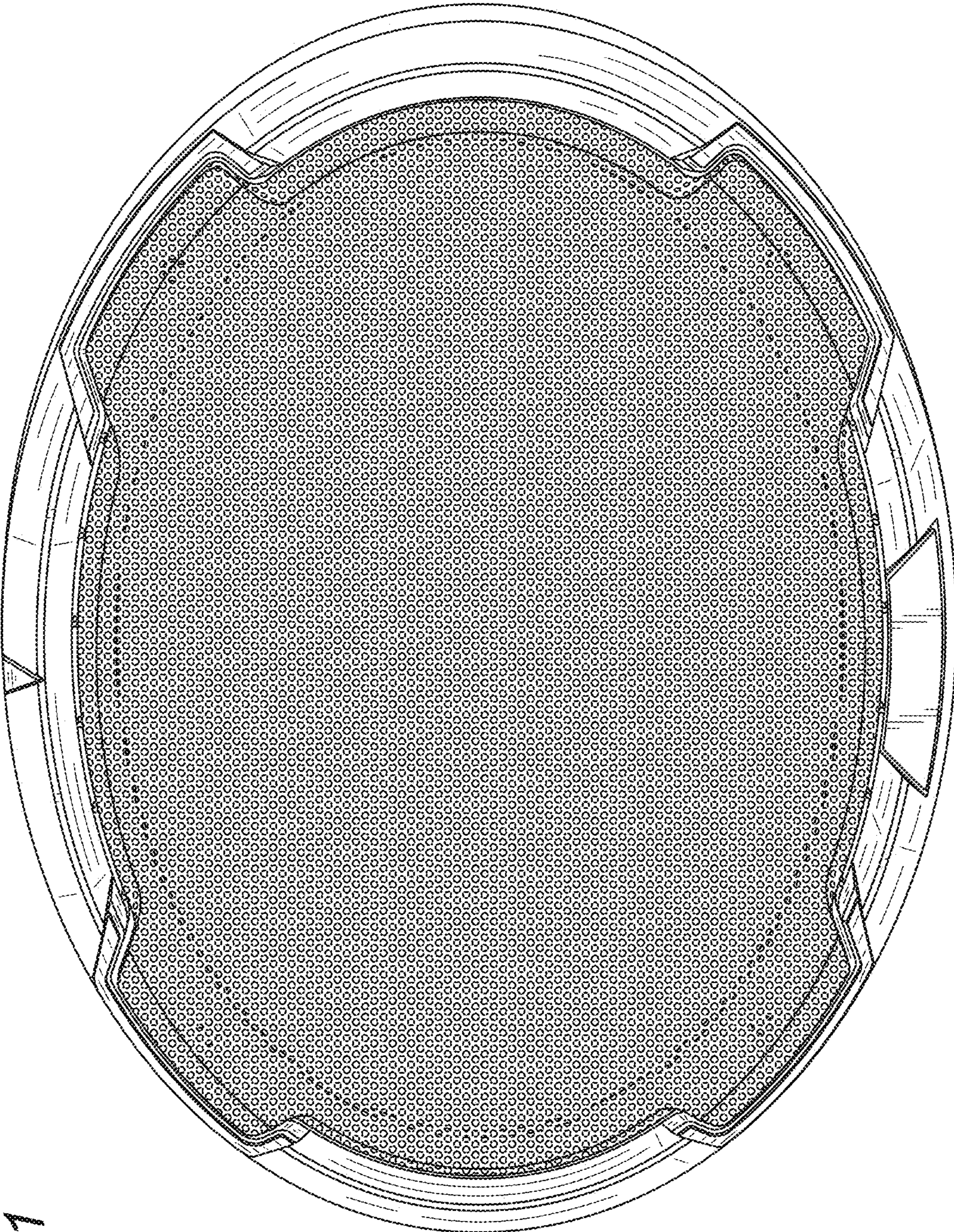


FIG. 1

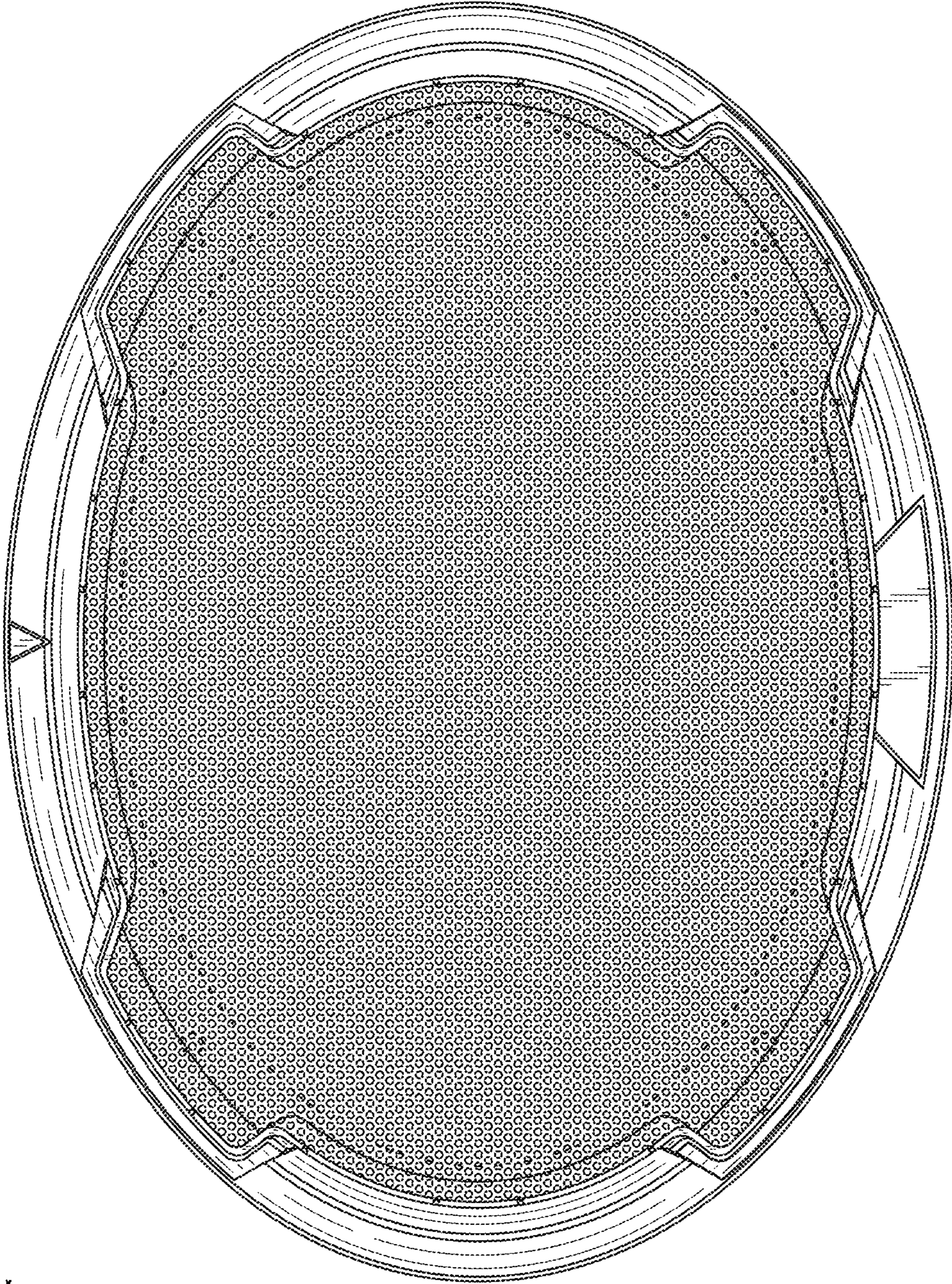


FIG. 2

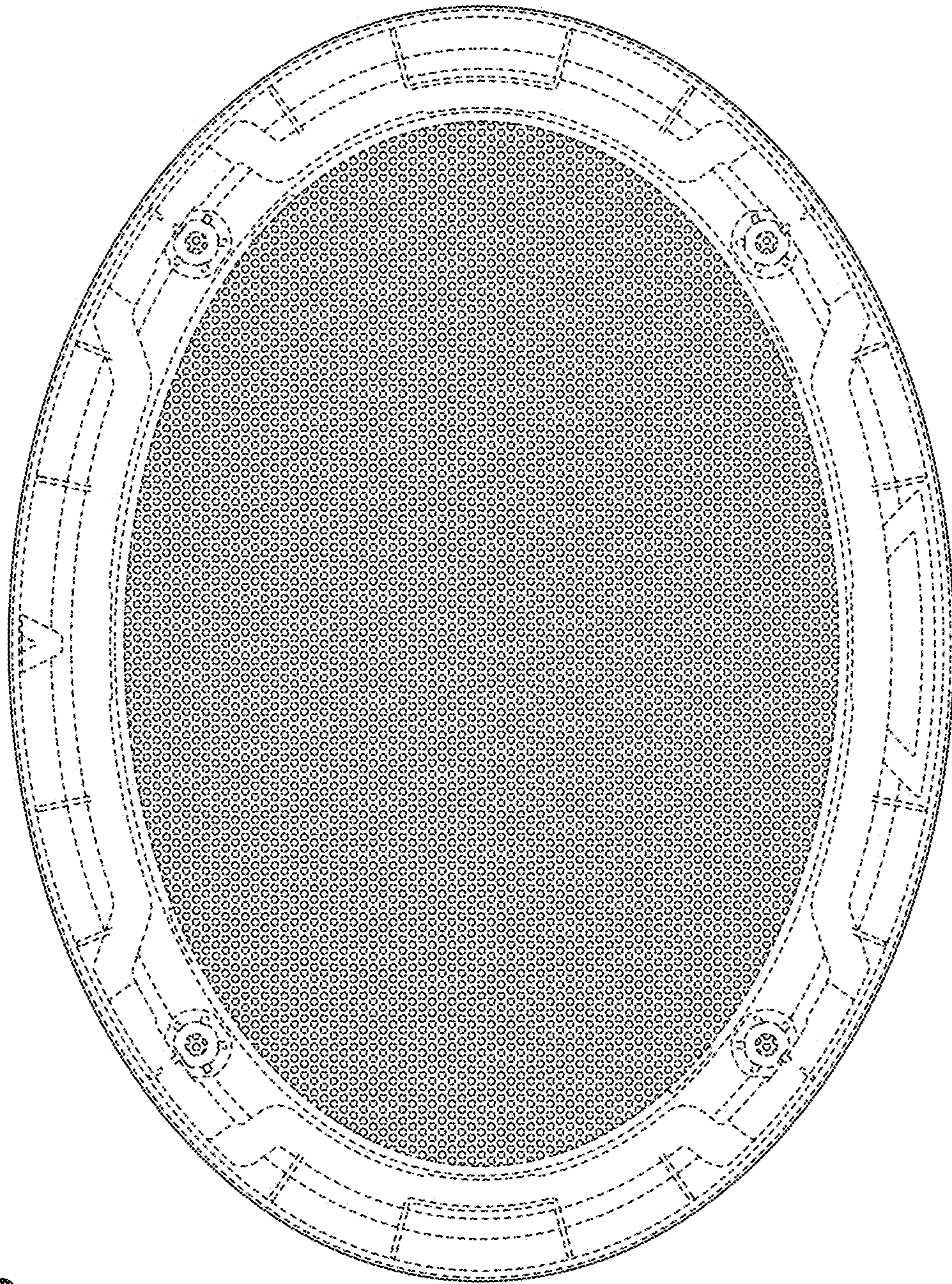


FIG. 3

FIG. 4

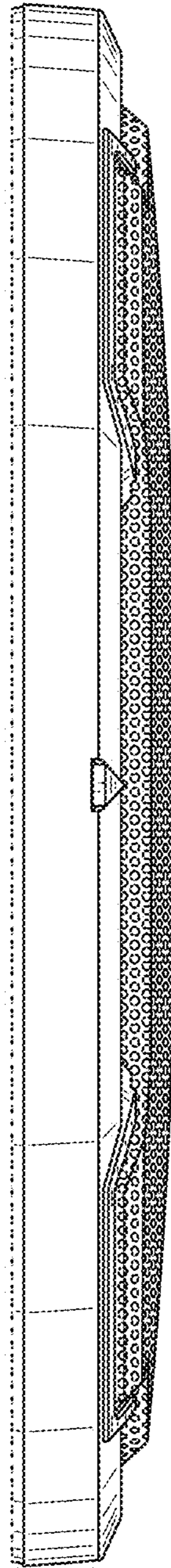


FIG. 5




FIG. 6




FIG. 7




FIG. 8

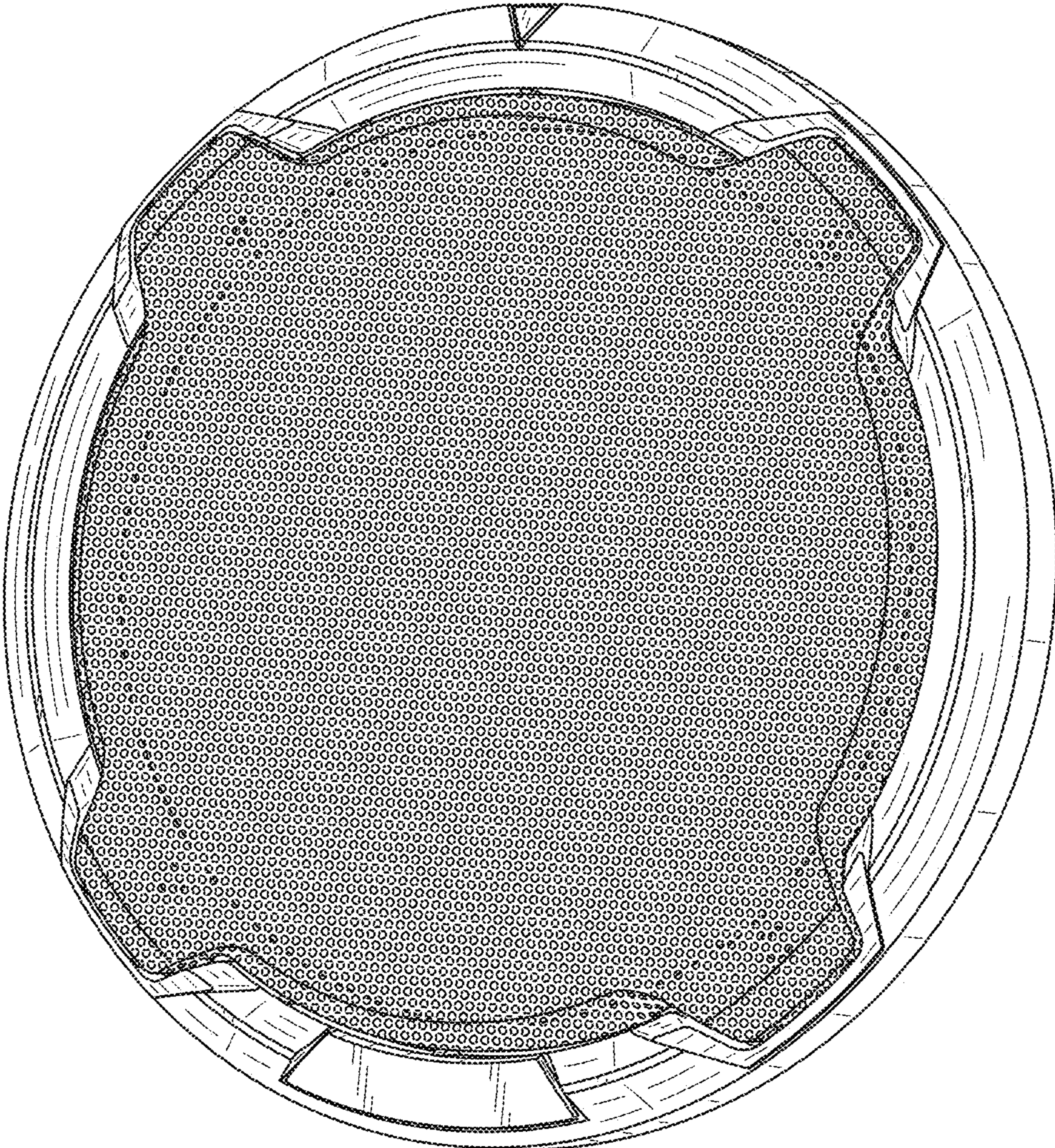


FIG. 9

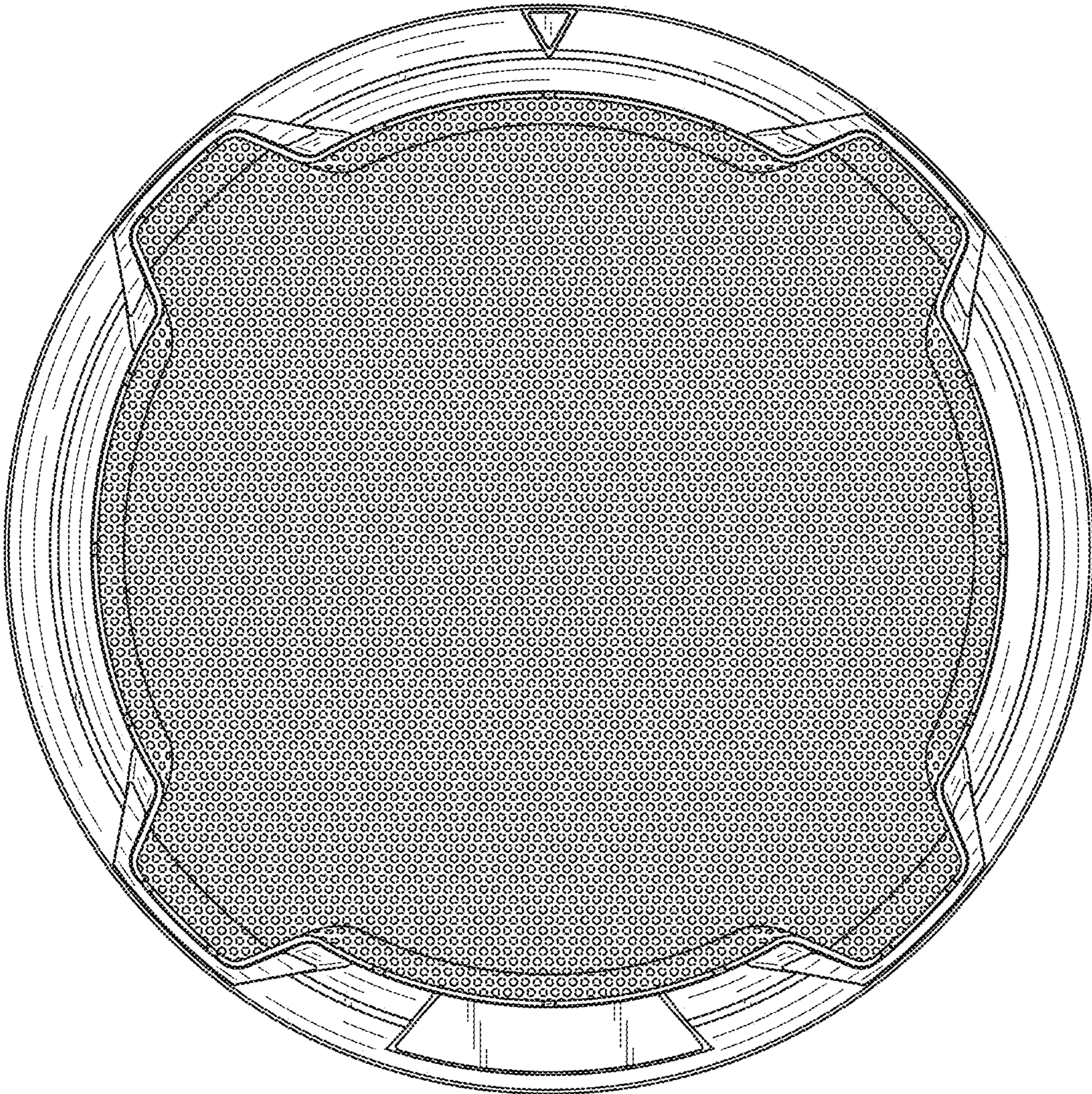


FIG. 10

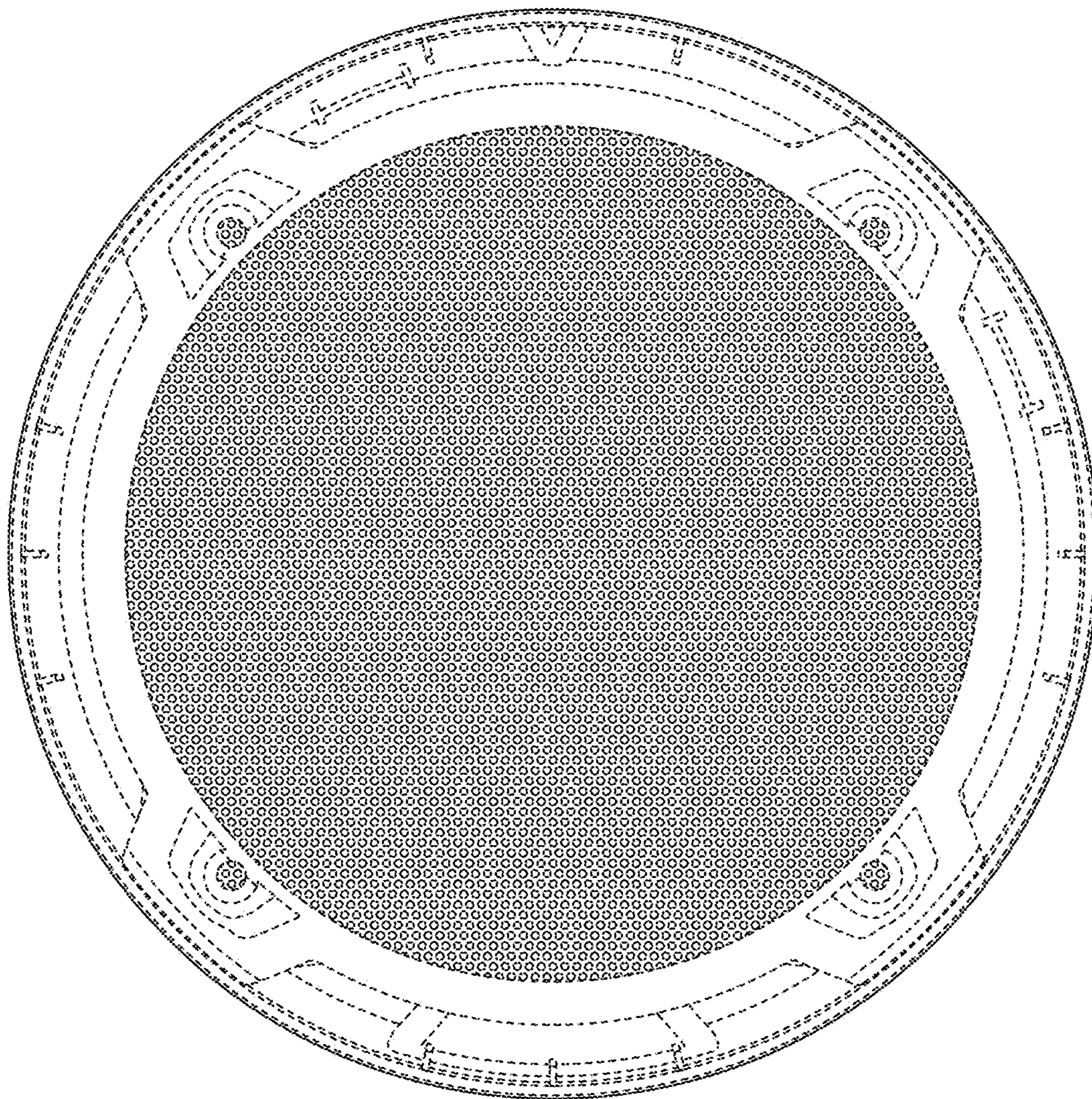


FIG. 11

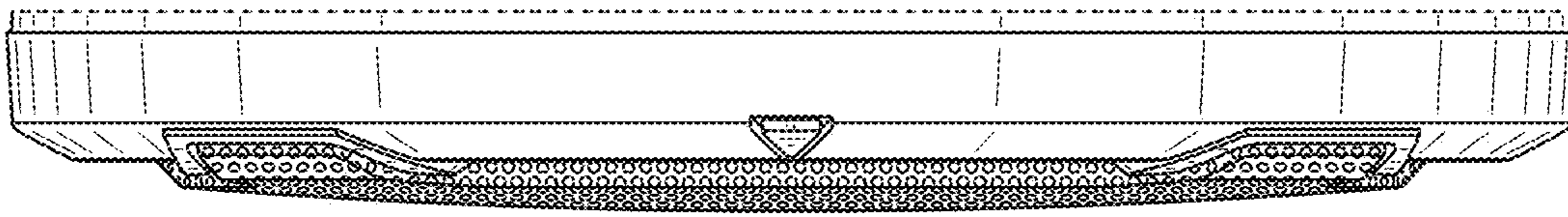


FIG. 12




FIG. 13




FIG. 14

