



US00D929354S

(12) **United States Design Patent**  
**Lee et al.**

(10) **Patent No.:** **US D929,354 S**  
(45) **Date of Patent:** **\*\* Aug. 31, 2021**

(54) **TELEVISION RECEIVER**

D604,733 S 11/2009 Andre et al.  
D682,285 S \* 5/2013 Skinner ..... D14/451  
D694,750 S \* 12/2013 Shin ..... D14/337

(71) Applicant: **Samsung Electronics Co., Ltd.**,  
Suwon-si (KR)

(Continued)

(72) Inventors: **Seungho Lee**, Guri-si (KR); **Eunah Kim**, Seoul (KR); **Jaewook Yoo**, Seoul (KR); **Jangho Kim**, Seoul (KR)

FOREIGN PATENT DOCUMENTS

CN 305402291 \* 10/2019  
CN 305402292 \* 10/2019

(Continued)

(73) Assignee: **Samsung Electronics Co., Ltd.**,  
Suwon-si (KR)

OTHER PUBLICATIONS

(\*\*) Term: **15 Years**

Samsung QN55QN90AAFXZ A 55 Inch Neo QLED 4K Smart, date first available: Apr. 23, 2021, [retrieved May 5, 2021], Retrieved from Internet, URL: <[https://www.amazon.com/Samsung-QN55QN90AAFXZA-Premium-Extended-Protection/dp/B08Z41XP42/ref=sr\\_1\\_137?dchild=1&keywords=samsun%E2%80%A6](https://www.amazon.com/Samsung-QN55QN90AAFXZA-Premium-Extended-Protection/dp/B08Z41XP42/ref=sr_1_137?dchild=1&keywords=samsun%E2%80%A6)> (Year: 2021).\*

(21) Appl. No.: **29/681,639**

(22) Filed: **Feb. 27, 2019**

(Continued)

(30) **Foreign Application Priority Data**

Aug. 29, 2018 (KR) ..... 30-2018-0040289

(51) **LOC (13) Cl.** ..... **14-03**

(52) **U.S. Cl.**  
USPC ..... **D14/126; D14/239**

(58) **Field of Classification Search**  
USPC ..... D14/125-126, 127-137, 157, 167-168,  
D14/203.1-203.8, 239, 260, 314-317,  
D14/322, 334-336, 339-341, 356-358,  
D14/371, 373-374, 432-434, 498;  
D16/200-208, 211, 216-219, 221, 230,  
D16/237  
CPC ..... G06F 1/16; G06F 1/1601; G06F 1/1637;  
H04N 5/64; H05K 5/0017; H05K 5/0204;  
H05K 5/0217

See application file for complete search history.

*Primary Examiner* — Barbara Fox

*Assistant Examiner* — Aram Kwon

(74) *Attorney, Agent, or Firm* — NSIP Law

(57) **CLAIM**

We claim the ornamental design for a television receiver, as shown and described.

**DESCRIPTION**

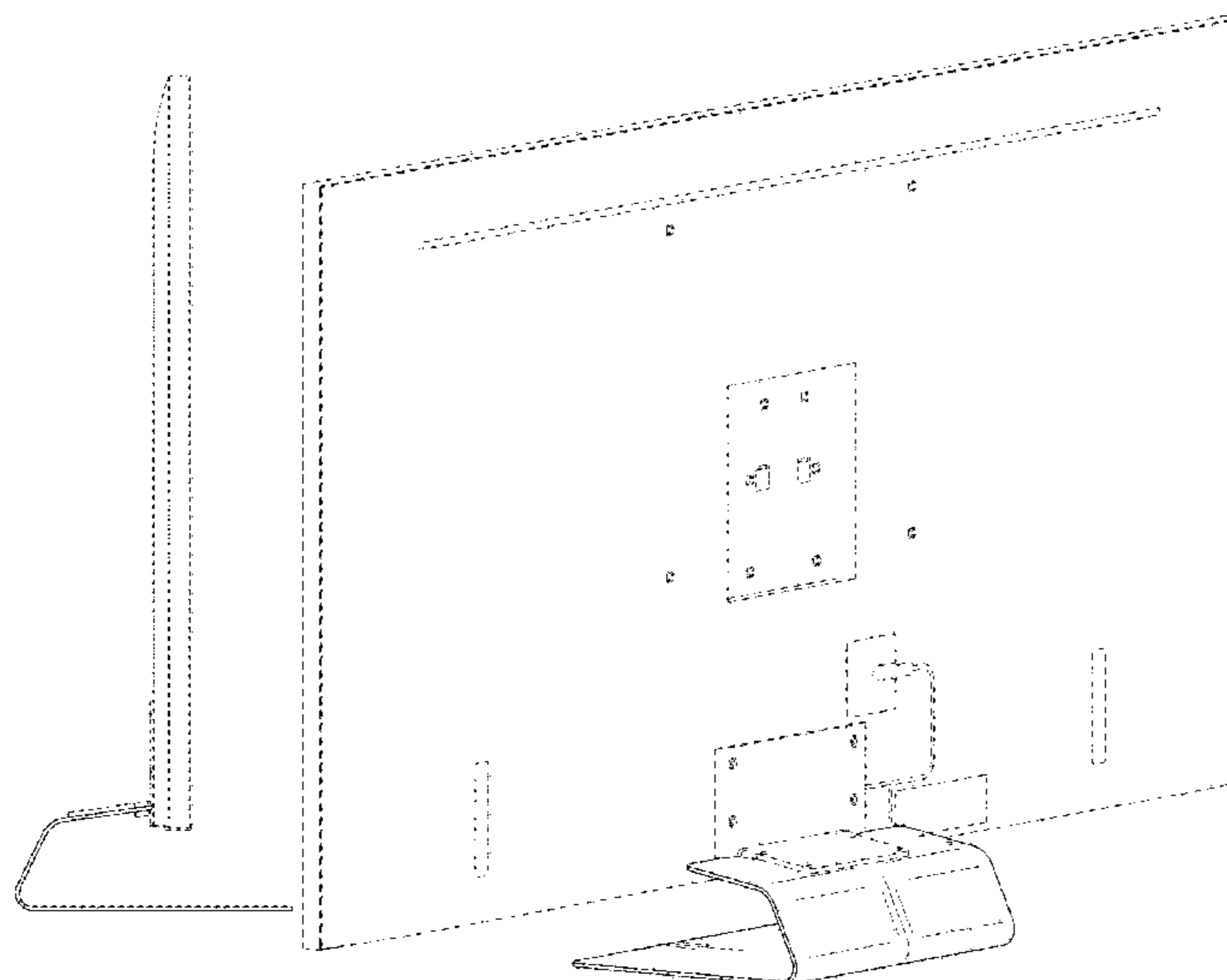
FIG. 1 is a front perspective view of a television receiver showing our new design;  
FIG. 2 is a front view thereof;  
FIG. 3 is a rear view thereof;  
FIG. 4 is a left-side view thereof;  
FIG. 5 is a right-side view thereof;  
FIG. 6 is a top view thereof;  
FIG. 7 is a bottom view thereof; and,  
FIG. 8 is a rear perspective view thereof.  
The broken lines in the figures depict portions of the television receiver which form no part of the claimed design.

(56) **References Cited**

U.S. PATENT DOCUMENTS

D529,913 S \* 10/2006 Chen ..... D14/375  
D530,329 S \* 10/2006 Chen ..... D14/375  
D541,278 S \* 4/2007 Hsu ..... D14/336

**1 Claim, 6 Drawing Sheets**



(56)

**References Cited**

U.S. PATENT DOCUMENTS

D712,397 S \* 9/2014 Akana ..... D14/336  
D719,142 S \* 12/2014 Lee ..... D14/239  
D738,338 S \* 9/2015 Lee ..... D14/126  
D752,035 S \* 3/2016 Akana ..... D14/336  
D791,763 S \* 7/2017 Akana ..... D14/336  
D829,711 S \* 10/2018 Akana ..... D14/336  
D905,650 S \* 12/2020 Lee ..... D14/126  
2020/0382739 A1 \* 12/2020 Lu ..... G09G 5/10

FOREIGN PATENT DOCUMENTS

EM 002196493-0001 9/2013  
GB 8207668000-6000 \* 2/2020  
KR 30-2010-0019995 7/2011  
KR 30-2013-0010722 2/2014  
KR 301011331.0000 \* 6/2019  
KR 301011332.0000 \* 6/2019  
KR 301066777.0000 \* 7/2020  
WO WOD201596-014 \* 8/2019  
WO WOD201596-015 \* 8/2019  
WO WOD207668-006 \* 8/2020

OTHER PUBLICATIONS

Sony. "Making home entertainment more comfortable" [2016]  
www.sony.net Apr. 7, 2016 <<https://www.sony.net/SonyInfo/design/works/products/sliceofliving/index.html>>.

\* cited by examiner

FIG. 1

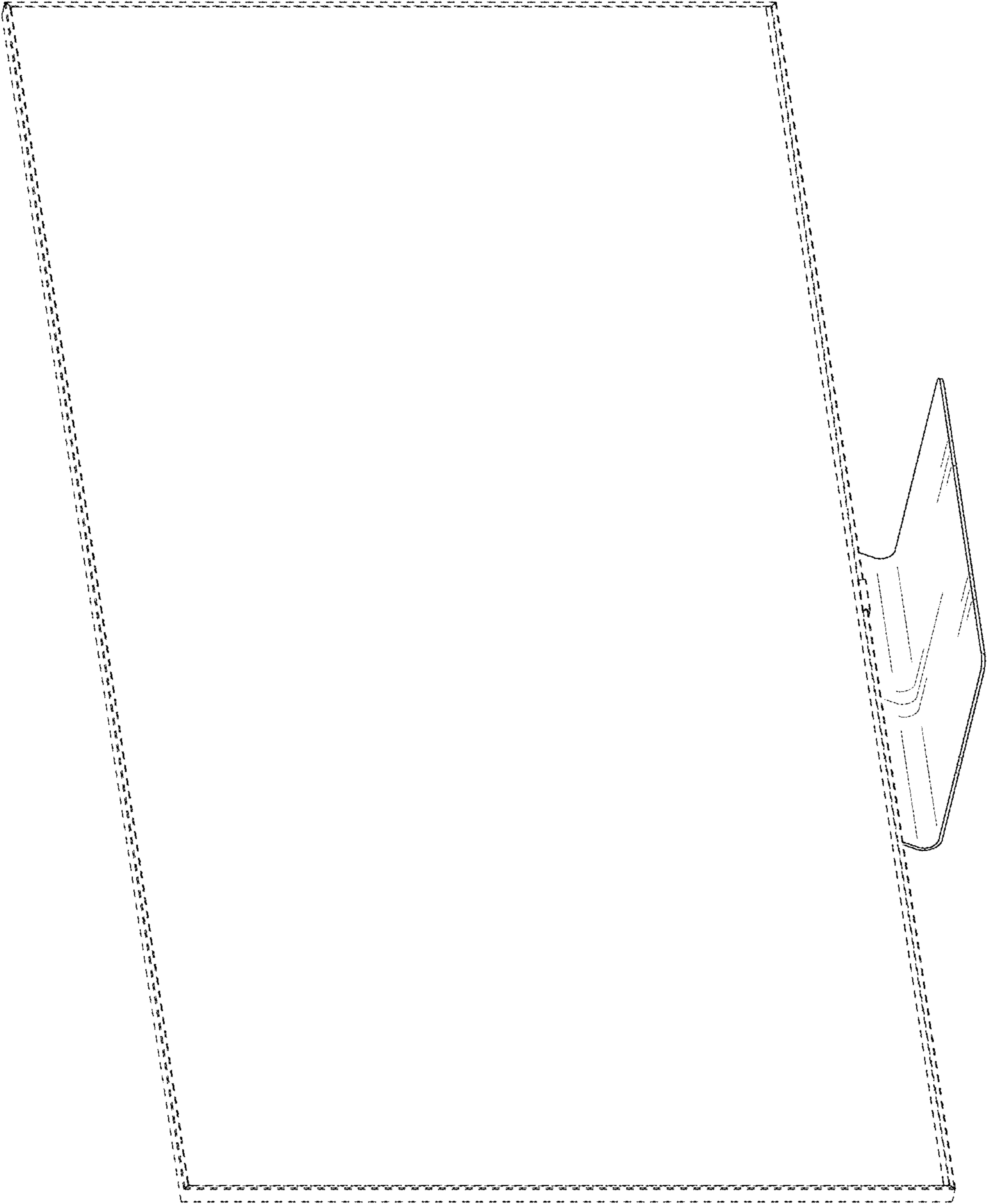


FIG. 2

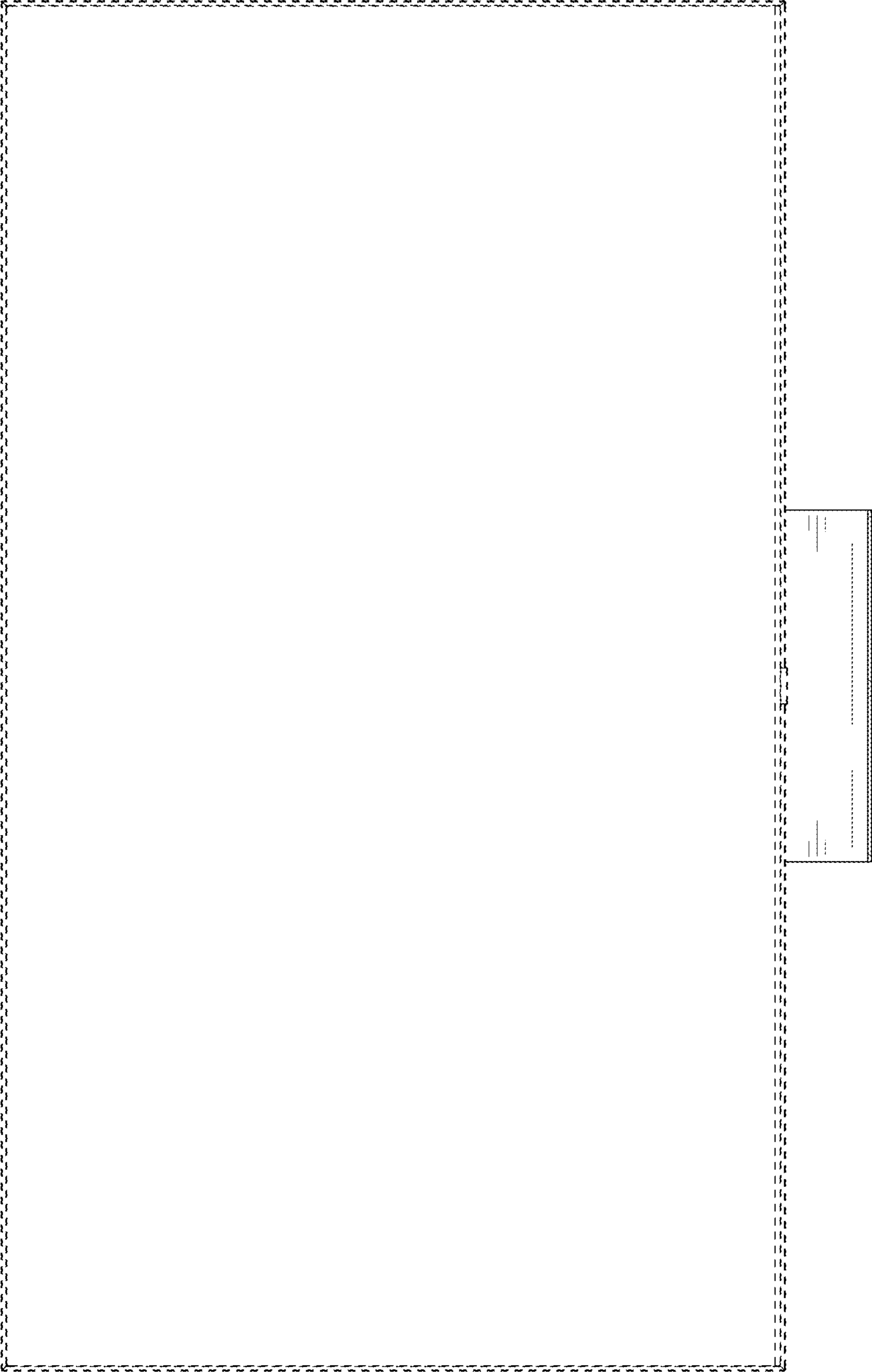


FIG. 3

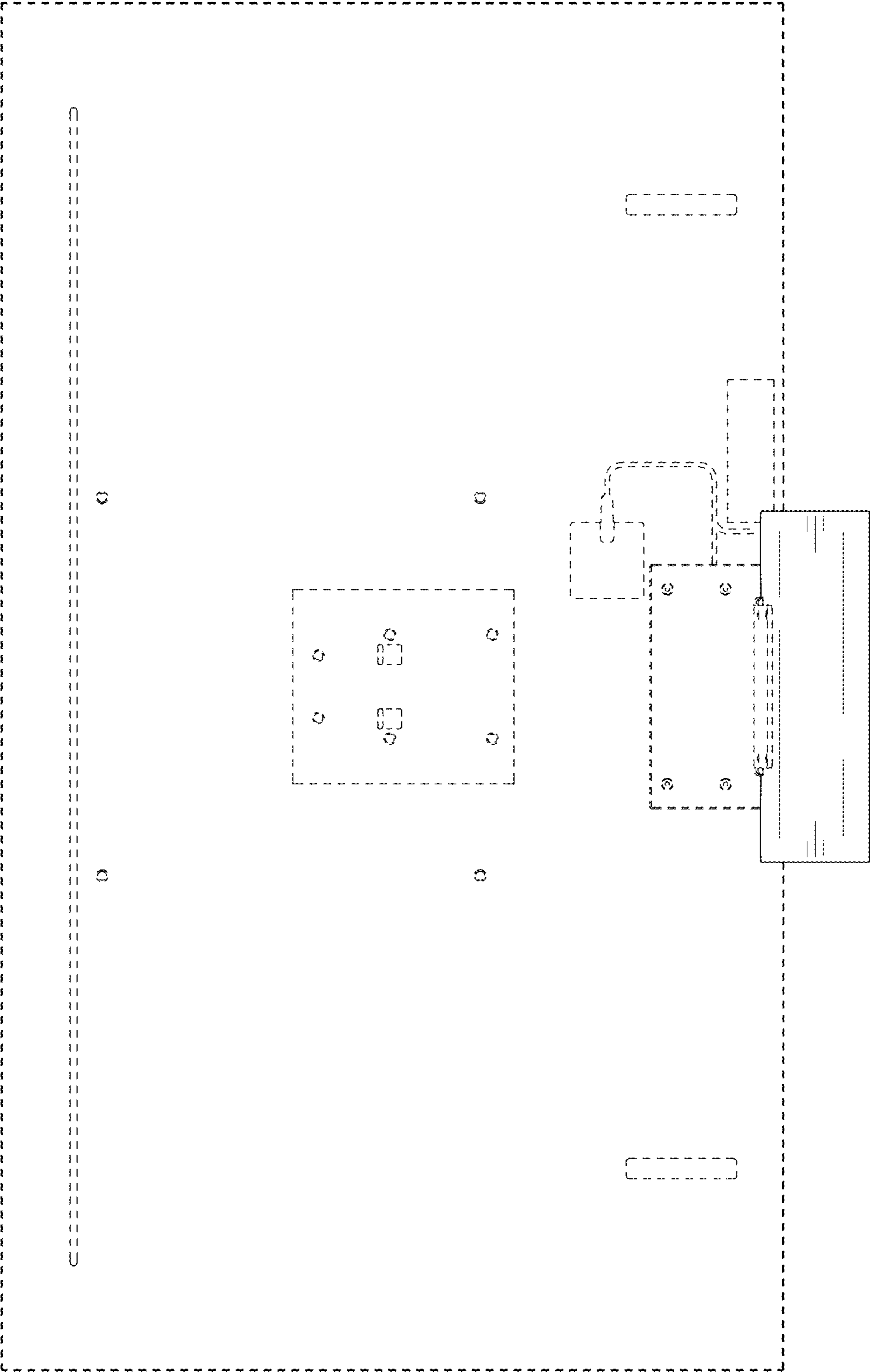


FIG. 5

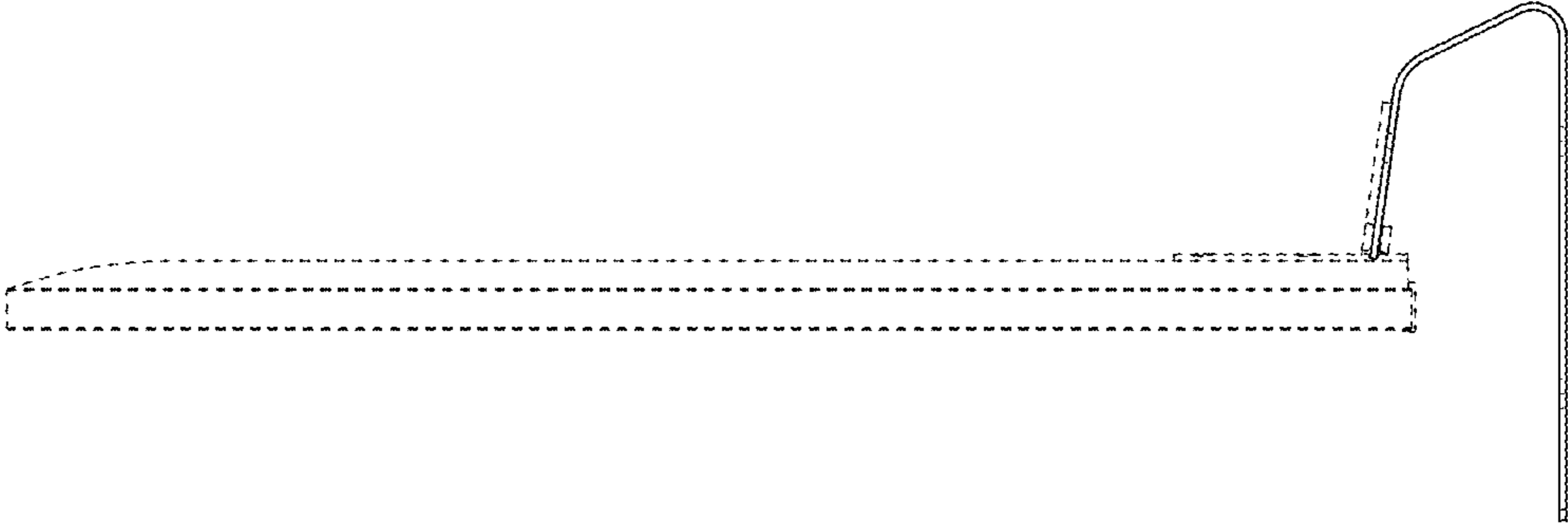


FIG. 4

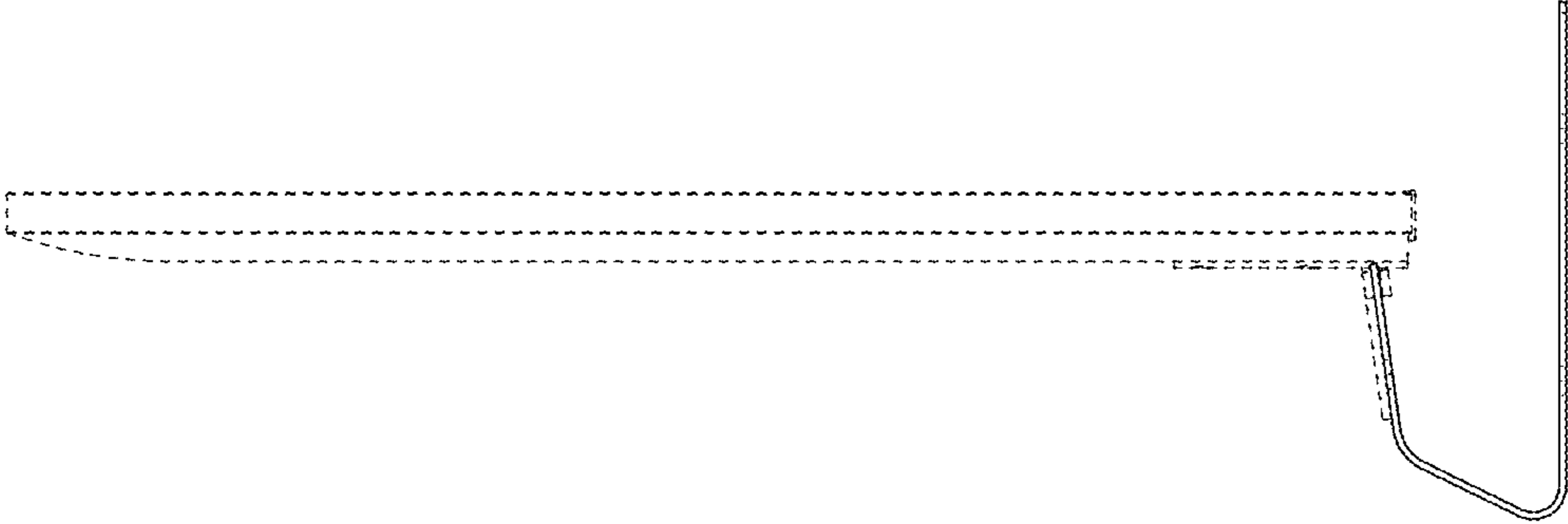


FIG. 6

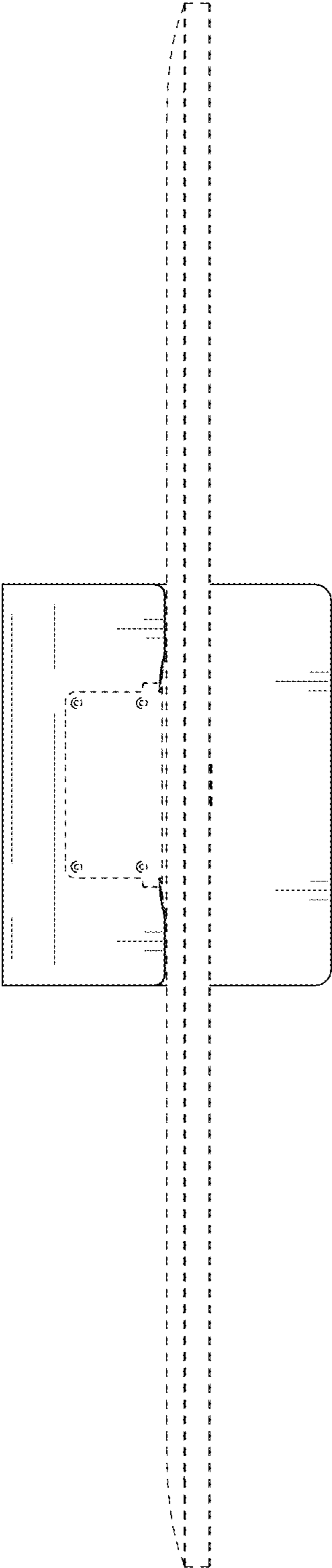


FIG. 7




FIG. 8

