



US00D929329S

(12) **United States Design Patent** (10) **Patent No.:** **US D929,329 S**
Lin (45) **Date of Patent:** **** Aug. 31, 2021**

(54) **SPLITTER**

(71) Applicant: **ShenZhen FuXin Industrial Co., Ltd,**
Shenzhen (CN)

(72) Inventor: **Shubin Lin,** Neijiang (CN)

(**) Term: **15 Years**

(21) Appl. No.: **29/727,741**

(22) Filed: **Mar. 12, 2020**

(51) **LOC (13) Cl.** **13-02**

(52) **U.S. Cl.**
USPC **D13/110; D14/433**

(58) **Field of Classification Search**
USPC ... D13/110, 103, 107, 108, 118, 123, 137.1,
D13/137.4, 138.1, 147, 162, 168, 169,
D13/174, 177, 184, 199; D14/240, 242,
D14/257, 356, 357, 432, 433, 438, 480.1,
D14/480.3

CPC H05K 5/00; H05K 5/02; H05K 5/0247;
H05K 7/00; H05K 7/20; H05K 7/20136;
H05K 7/20154; H05K 7/209; H02M 7/00;
H02M 7/003; H02M 2001/009; H02J
7/0042; H02J 7/0055; H02J 2207/40;
Y10T 307/367; Y02E 60/12; Y02E 60/50;
H01M 2/02; H01M 2/025; H01M 2/0207;
H01M 2/0212; H01M 10/44; H01R
13/60; H01R 13/72; H01R 13/6658;
H01R 25/003; H01R 25/006; G06F
3/023; G06F 3/038; G06F 3/0626; G06F
3/0658; G06F 9/4413

See application file for complete search history.

(56) **References Cited**

U.S. PATENT DOCUMENTS

D692,024	S	*	10/2013	Seong	D14/496
9,412,532	B2	*	8/2016	Duan	G06F 1/26
D807,290	S	*	1/2018	Liao	D13/110
D864,208	S	*	10/2019	Duan	D14/433
D864,964	S	*	10/2019	Lyu	D14/433
D866,557	S	*	11/2019	Xiong	D14/433
2003/0148656	A1	*	8/2003	Huang	H01R 25/003 439/501
2020/0014161	A1	*	1/2020	Liao	H05K 5/006

* cited by examiner

Primary Examiner — Derrick E Holland

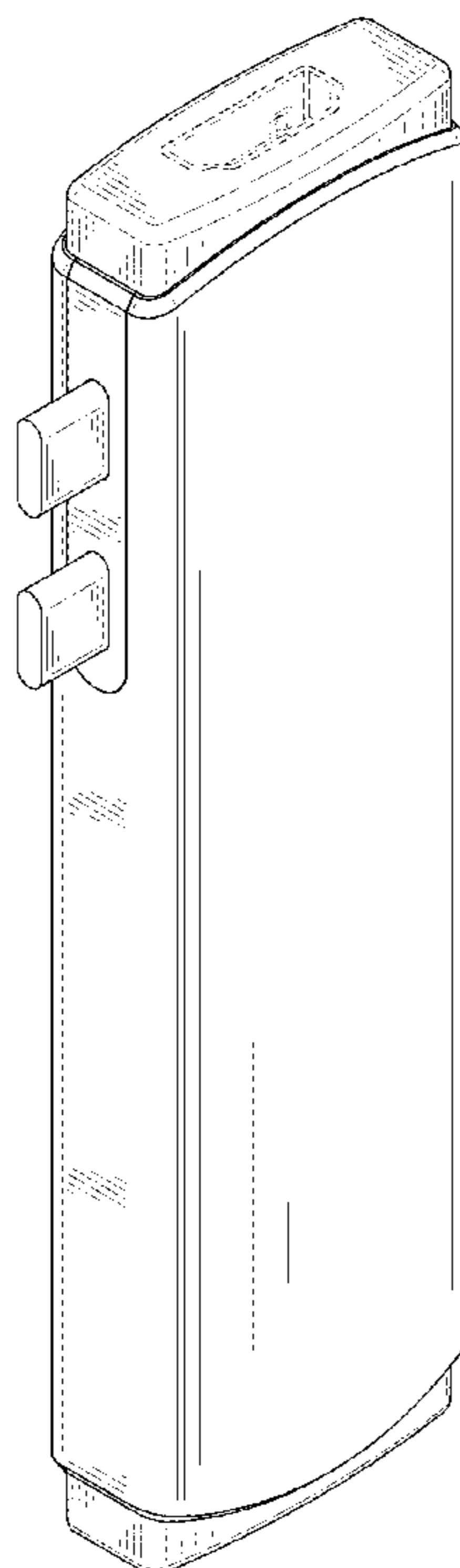
(57) **CLAIM**

The ornamental design for a splitter, as shown and described.

DESCRIPTION

FIG. 1 is a first perspective view of a splitter showing my new design;
FIG. 2 is a second perspective view thereof;
FIG. 3 is a front view thereof;
FIG. 4 is a back view thereof;
FIG. 5 is a left side view thereof;
FIG. 6 is a right side view thereof;
FIG. 7 is a top view thereof; and,
FIG. 8 is a bottom view thereof.
The broken lines shown in the drawings depict portions of the splitter in which the design is embodied that form no part of the claimed design.

1 Claim, 8 Drawing Sheets



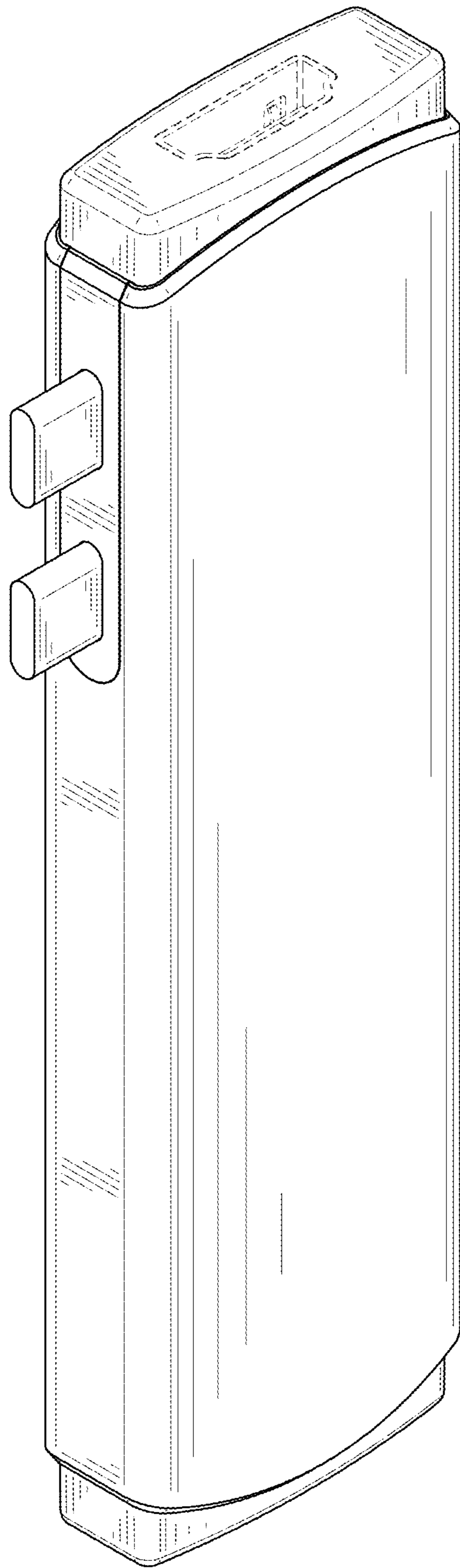


FIG. 1

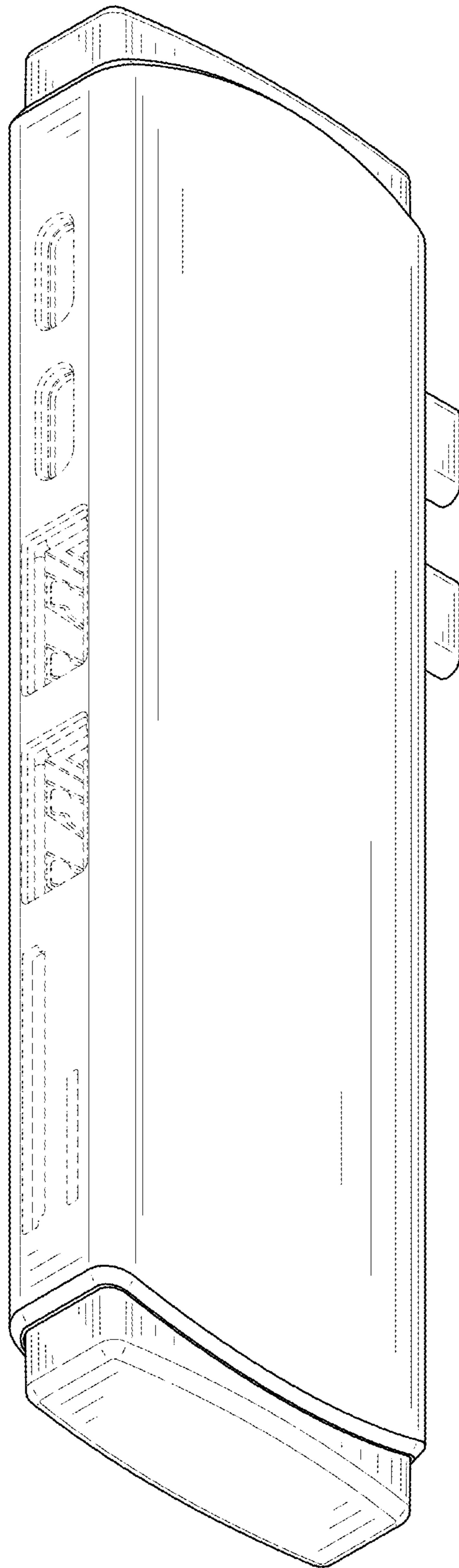


FIG. 2




FIG. 3




FIG. 4




FIG. 5

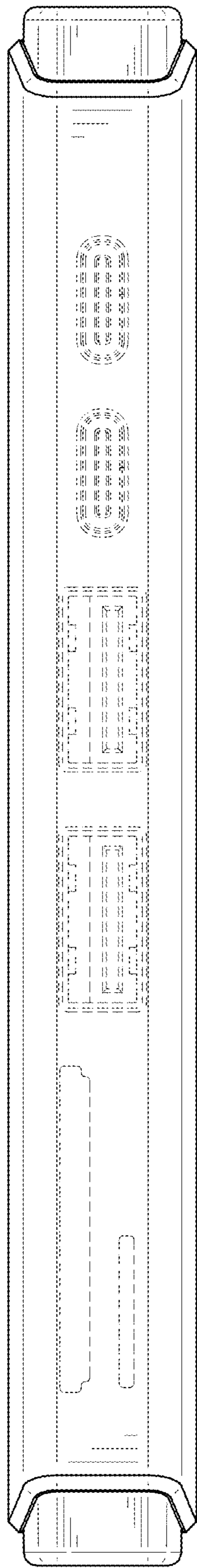


FIG. 6

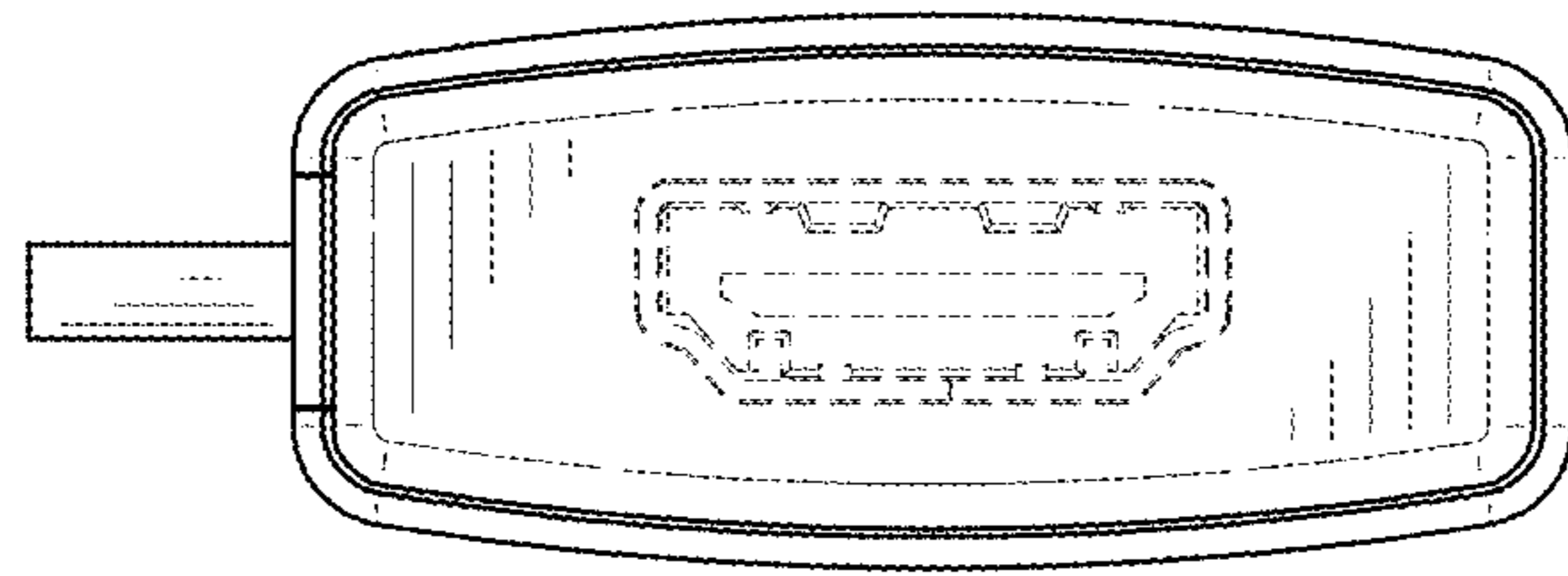


FIG. 7

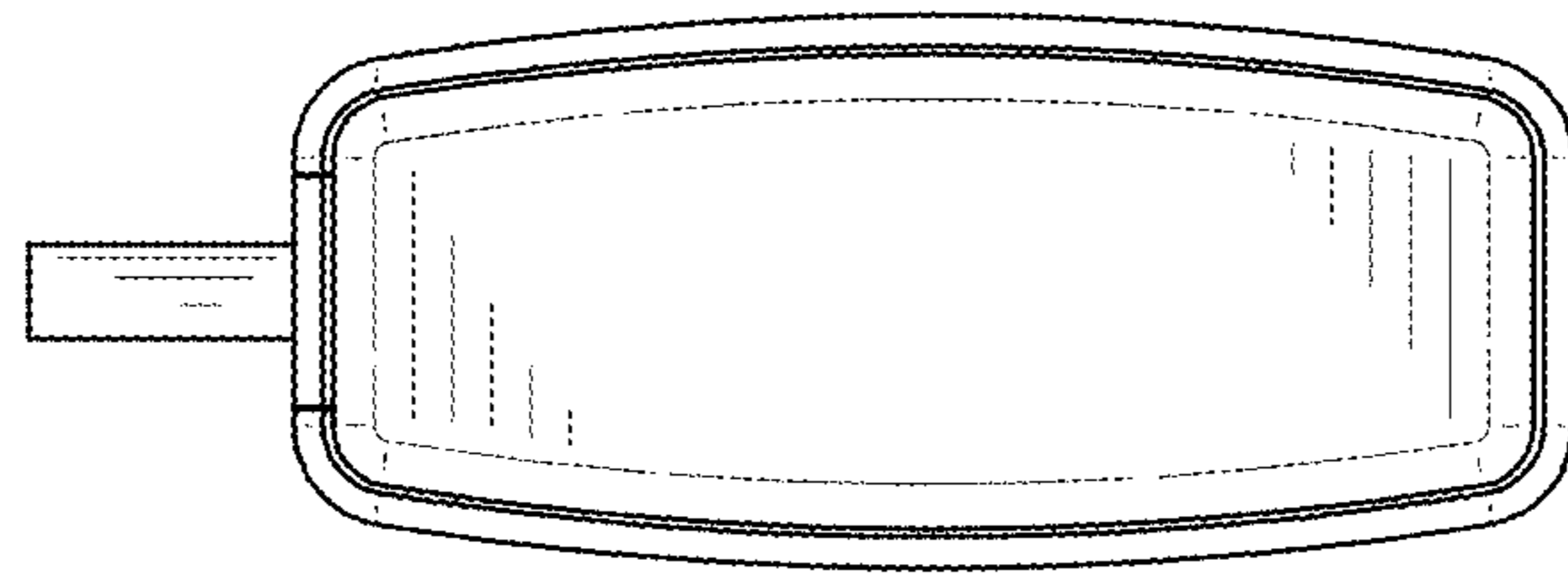


FIG. 8