

US00D929328S

(12) **United States Design Patent** (10) **Patent No.:** **US D929,328 S**
Akana et al. (45) **Date of Patent:** **** Aug. 31, 2021**

(54) **ADAPTER**

(71) Applicant: **Apple Inc.**, Cupertino, CA (US)

(72) Inventors: **Jody Akana**, San Francisco, CA (US); **Molly Anderson**, San Francisco, CA (US); **Bartley K. Andre**, Palo Alto, CA (US); **Shota Aoyagi**, San Francisco, CA (US); **Anthony Michael Ashcroft**, San Francisco, CA (US); **Marine C. Bataille**, San Francisco, CA (US); **Jeremy Bataillou**, San Francisco, CA (US); **Markus Diebel**, San Francisco, CA (US); **M. Evans Hankey**, San Francisco, CA (US); **Julian Hoenig**, San Francisco, CA (US); **Richard P. Howarth**, San Francisco, CA (US); **Jonathan P. Ive**, San Francisco, CA (US); **Julian Jaede**, San Francisco, CA (US); **Duncan Robert Kerr**, San Francisco, CA (US); **Peter Russell-Clarke**, San Francisco, CA (US); **Benjamin Andrew Shaffer**, San Jose, CA (US); **Mikael Silvanto**, San Francisco, CA (US); **Sung-Ho Tan**, San Francisco, CA (US); **Clement Tissandier**, San Francisco, CA (US); **Eugene Antony Whang**, San Francisco, CA (US); **Rico Zörkendörfer**, San Francisco, CA (US)

(73) Assignee: **Apple Inc.**, Cupertino, CA (US)

(**) Term: **15 Years**

(21) Appl. No.: **29/722,888**

(22) Filed: **Feb. 3, 2020**

Related U.S. Application Data

(63) Continuation of application No. 29/650,589, filed on Jun. 7, 2018, now Pat. No. Des. 874,400.

(51) **LOC (13) Cl.** **13-02**

(52) **U.S. Cl.**

USPC **D13/110**; D13/108

(58) **Field of Classification Search**

USPC D13/107, 108, 110, 123, 133, D13/137.1–137.4, 138.1–138.2, (Continued)

(56) **References Cited**

U.S. PATENT DOCUMENTS

D375,080 S ‡ 10/1996 Sandor D13/138.2
D583,316 S ‡ 12/2008 Sade D13/108
(Continued)

FOREIGN PATENT DOCUMENTS

CN 302201813 S ‡ 11/2012
CN 302517813 S ‡ 7/2013
(Continued)

Primary Examiner — Christy Nemeth

(74) *Attorney, Agent, or Firm* — Sterne, Kessler, Goldstein & Fox P.L.L.C.

(57) **CLAIM**

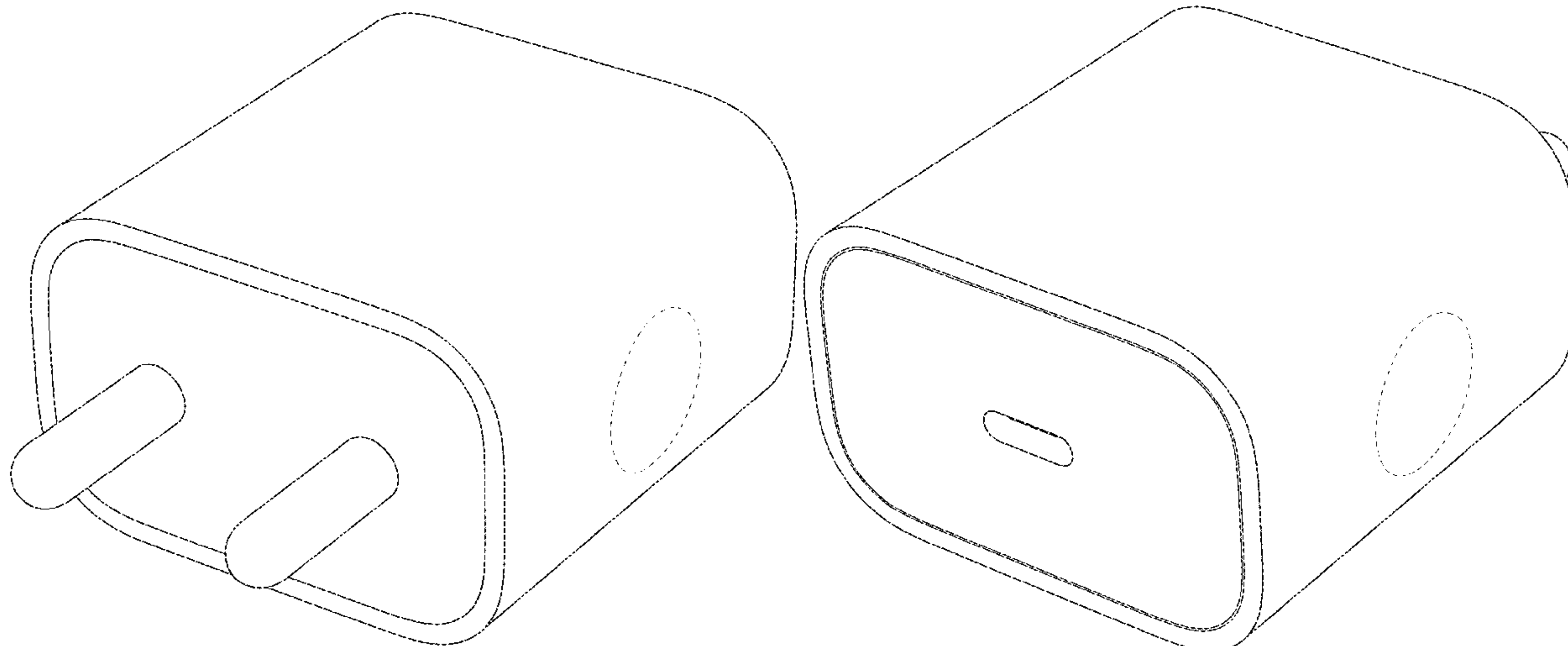
The ornamental design for an adapter, as shown and described.

DESCRIPTION

FIG. 1 is a top front perspective view of an adapter showing the claimed design;
FIG. 2 is a bottom rear perspective view thereof;
FIG. 3 is a front view thereof;
FIG. 4 is a rear view thereof;
FIG. 5 is a left side view thereof;
FIG. 6 is a right side view thereof;
FIG. 7 is a top view thereof; and,
FIG. 8 is a bottom view thereof.

The broken lines in the figures, and the areas within the broken lines, show portions of the adapter that form no part of the claimed design.

1 Claim, 6 Drawing Sheets



(58) **Field of Classification Search**

USPC D13/139.1–139.8, 146, 147, 151–156,
 D13/184, 199, 164, 103; D8/350,
 D8/353–356
 CPC H01R 11/00; H01R 9/00; H01R 13/00;
 H01R 13/04; H01R 13/10; H01R
 13/6666; H01R 13/6675; H01R 13/46;
 H01R 25/00; H01R 25/006; H01R 24/28;
 H01H 2207/00; H01H 2207/022; H01B
 7/2806; Y02E 60/10; Y02E 60/12; Y02E
 60/122; Y02E 60/124; Y02E 60/50;
 H01M 2/02; H01M 2/022; H01M 2/0202;
 H01M 2/0207; H01M 2/0212; H01M
 2/1061; H01M 2/1022; H01M 2/1055;
 H01M 2/1066; H01M 2/105; H01M 2/20;
 H01M 2/202; H01M 2/204; H01M 2/206;
 H01M 10/44; H01M 10/46; H01M
 10/465; H01M 10/482; H01M 10/4257;
 H01M 10/0436; H01M 10/48; H01M
 2200/30; H01M 2250/30; H01M 2250/40;
 H02J 7/00; H02J 7/0003; H02J 7/0011;
 H02J 7/0013; H02J 7/0054; H02J 7/0055;
 H02J 7/0057; H02J 2007/0062

See application file for complete search history.

(56) **References Cited**

U.S. PATENT DOCUMENTS

D587,192 S † 2/2009 McGinley D13/110
 D611,409 S * 3/2010 Green D13/110
 D611,415 S † 3/2010 Andre D13/108
 D614,129 S † 4/2010 Nysten D13/108
 D614,130 S † 4/2010 Nysten D13/108
 D621,348 S † 8/2010 Nysten D13/108
 D621,349 S † 8/2010 Nysten D13/108
 D623,136 S † 9/2010 Andre D13/108
 D627,728 S † 11/2010 Smith D13/108
 D627,729 S † 11/2010 Smith D13/108
 D638,357 S † 5/2011 Sasada D13/110
 D653,208 S † 1/2012 Au D13/108
 D653,614 S † 2/2012 Au D13/108
 D653,615 S † 2/2012 Au D13/108
 D654,020 S † 2/2012 Au D13/108
 D655,243 S † 3/2012 Au D13/108
 D663,267 S † 7/2012 Kim D13/11
 D663,687 S † 7/2012 Liu D13/108
 D680,492 S † 4/2013 Smith D13/110
 D683,314 S † 5/2013 Andre D13/108
 D693,764 S † 11/2013 Hok Man D13/108
 D704,630 S * 5/2014 Liu D13/108
 D705,725 S † 5/2014 Ryu D13/108

D711,823 S * 8/2014 Akana D13/110
 D730,823 S † 6/2015 Leung D13/108
 D734,259 S * 7/2015 Cepress D13/110
 D734,260 S † 7/2015 Cepress D13/110
 D740,751 S * 10/2015 Akana D13/110
 D742,309 S † 11/2015 Sumida D13/108
 9,236,699 B2 † 1/2016 Lai H01R 31/065
 9,343,850 B2 † 5/2016 Colahan H01R 13/6675
 D763,190 S * 8/2016 Akana D13/110
 D778,835 S * 2/2017 Akana D13/110
 D790,465 S † 6/2017 Zhao D13/110
 D791,076 S † 7/2017 Kim D13/108
 D798,233 S † 9/2017 Huang D13/108
 D798,805 S † 10/2017 Schultz D13/108
 D798,806 S † 10/2017 Soriano
 D799,422 S * 10/2017 Chen D13/108
 D804,412 S † 12/2017 Huang D13/108
 D808,903 S † 1/2018 Koenig D13/110
 D808,904 S † 1/2018 Koenig D13/110
 D820,206 S † 6/2018 Cai D13/108
 D821,972 S † 7/2018 Wei D13/108
 D826,853 S † 8/2018 Nauroy D13/108
 D834,516 S * 11/2018 Jin D13/108
 D839,823 S † 2/2019 Lemelson D13/103
 D841,582 S † 2/2019 Tian D13/108
 D842,803 S † 3/2019 Nishizawa D13/108
 D845,898 S † 4/2019 Laffon de Mazieres D13/110
 D867,285 S * 11/2019 Akana D13/110
 D867,286 S * 11/2019 Akana D13/110
 D867,287 S * 11/2019 Akana D13/110
 D867,989 S * 11/2019 Akana D13/110
 D874,400 S * 2/2020 Akana D13/110
 D879,044 S * 3/2020 Fan D13/137.2
 D879,712 S * 3/2020 Fan D13/108
 D879,714 S * 3/2020 Zhang D13/110
 D892,054 S * 8/2020 Langhammer D13/137.1
 D892,735 S * 8/2020 Zhang D13/108
 D892,736 S * 8/2020 Jin D13/108
 D892,737 S * 8/2020 Yuan D13/110

FOREIGN PATENT DOCUMENTS

CN 302803207 S † 4/2014
 CN 302825384 S † 5/2014
 CN 303042018 S † 12/2014
 CN 303507774 S † 12/2015
 CN 303661570 S † 5/2016
 CN 304043871 S † 2/2017
 CN 304065683 S † 3/2017
 CN 304088328 S † 3/2017
 CN 304257288 S † 8/2017
 CN 304583658 S † 4/2018
 EM 002732941-0001 † 7/2015
 KR 300925759 † 10/2017

* cited by examiner

† imported from a related application

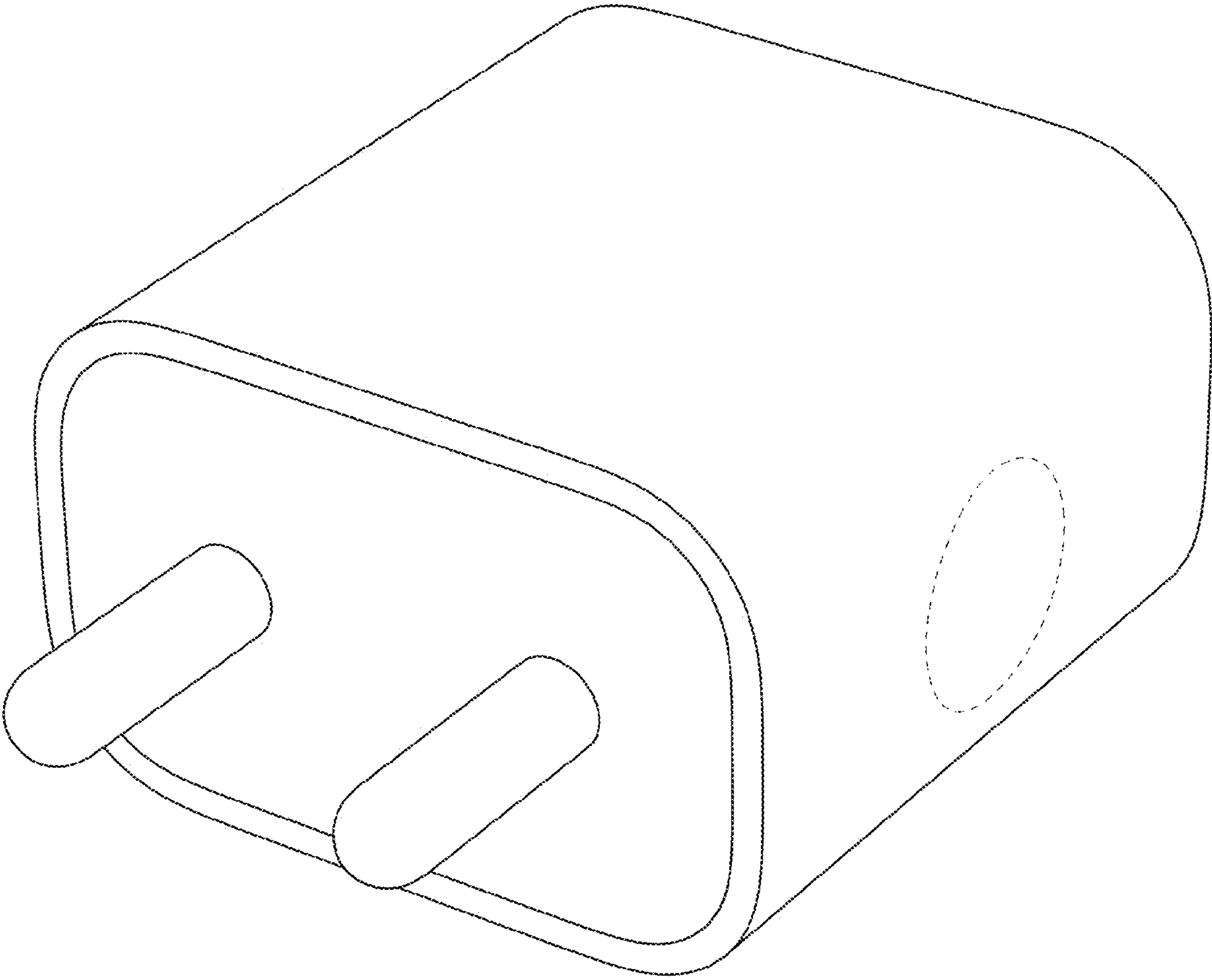


FIG. 1

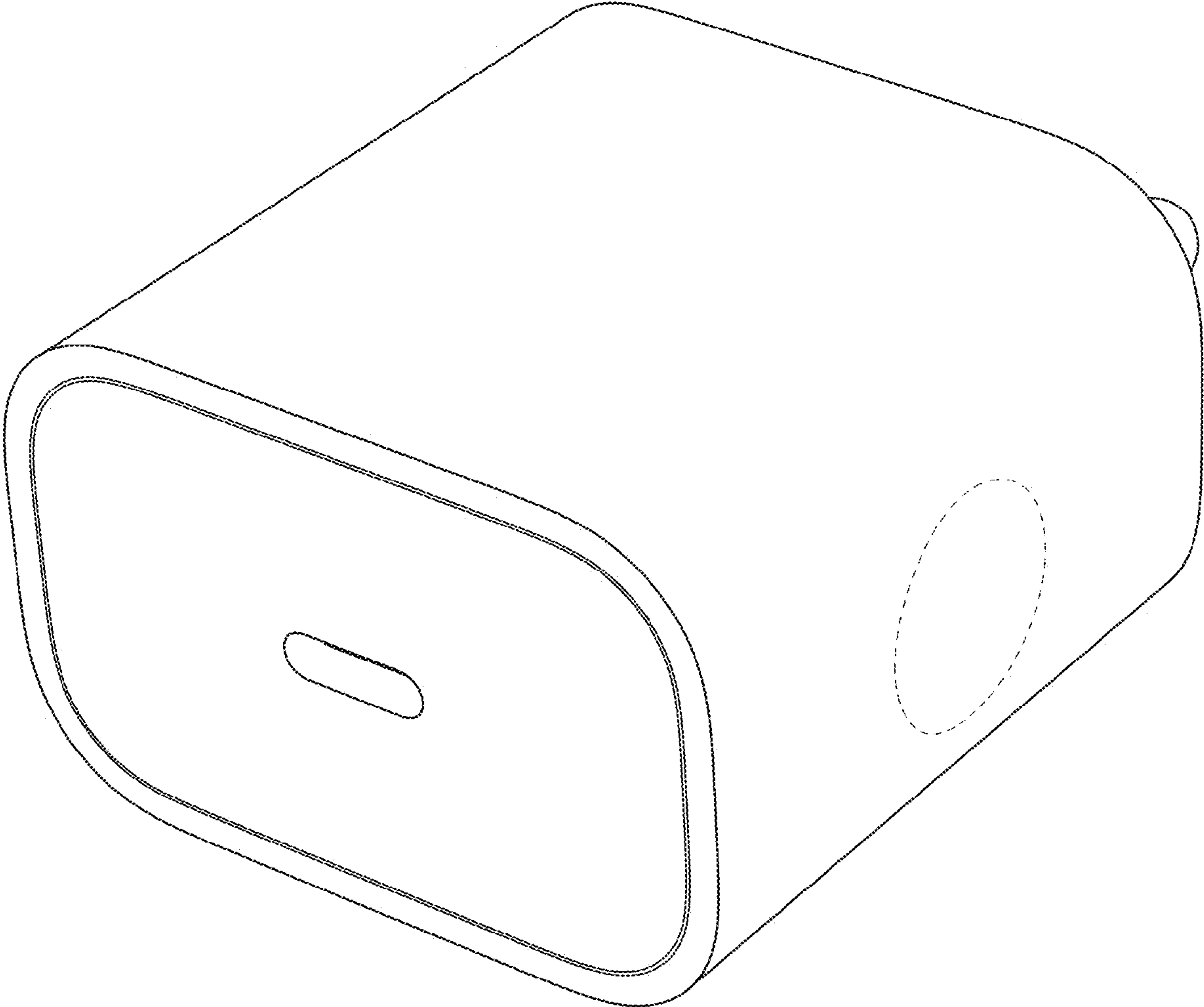


FIG. 2

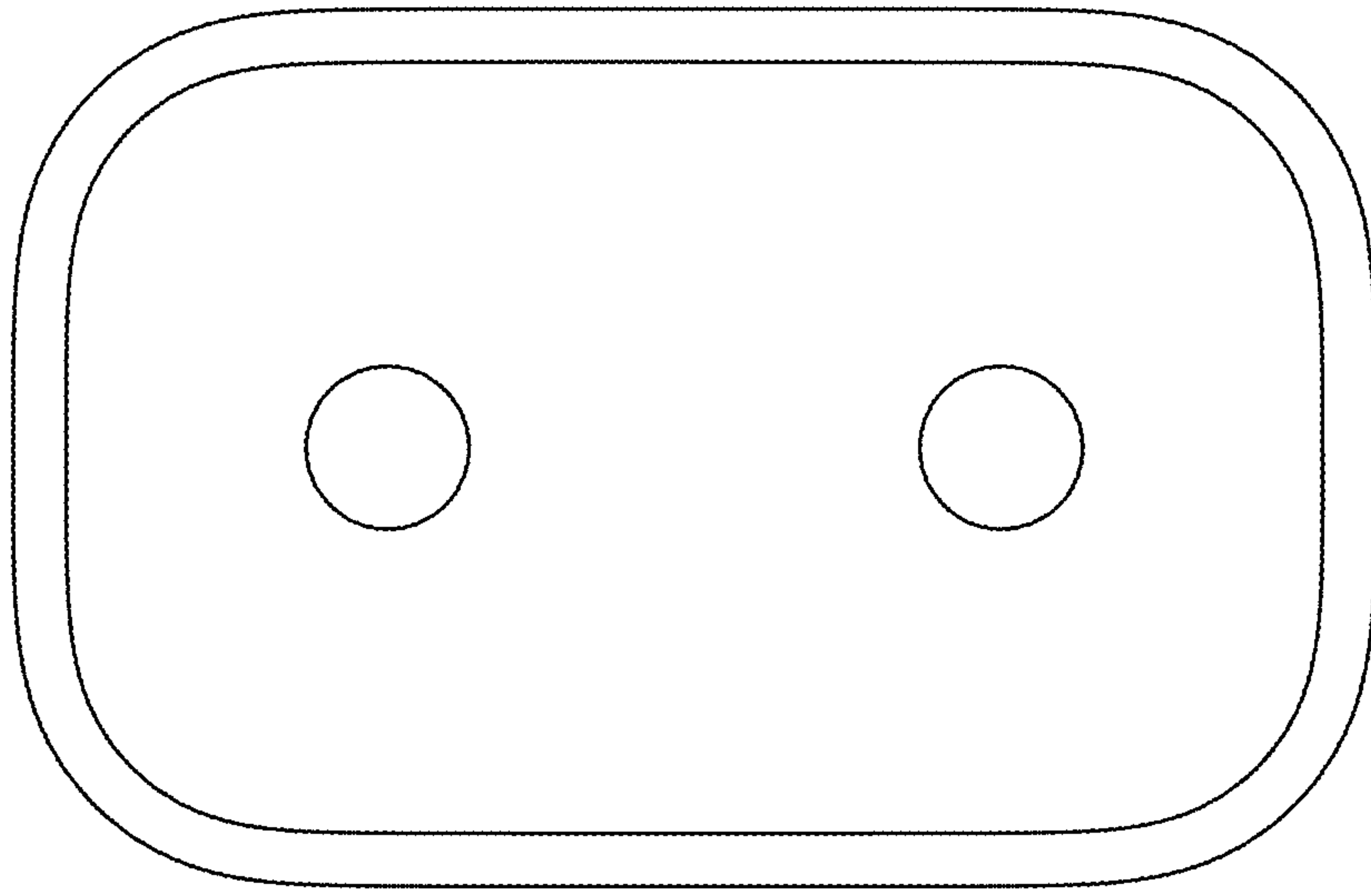


FIG. 3

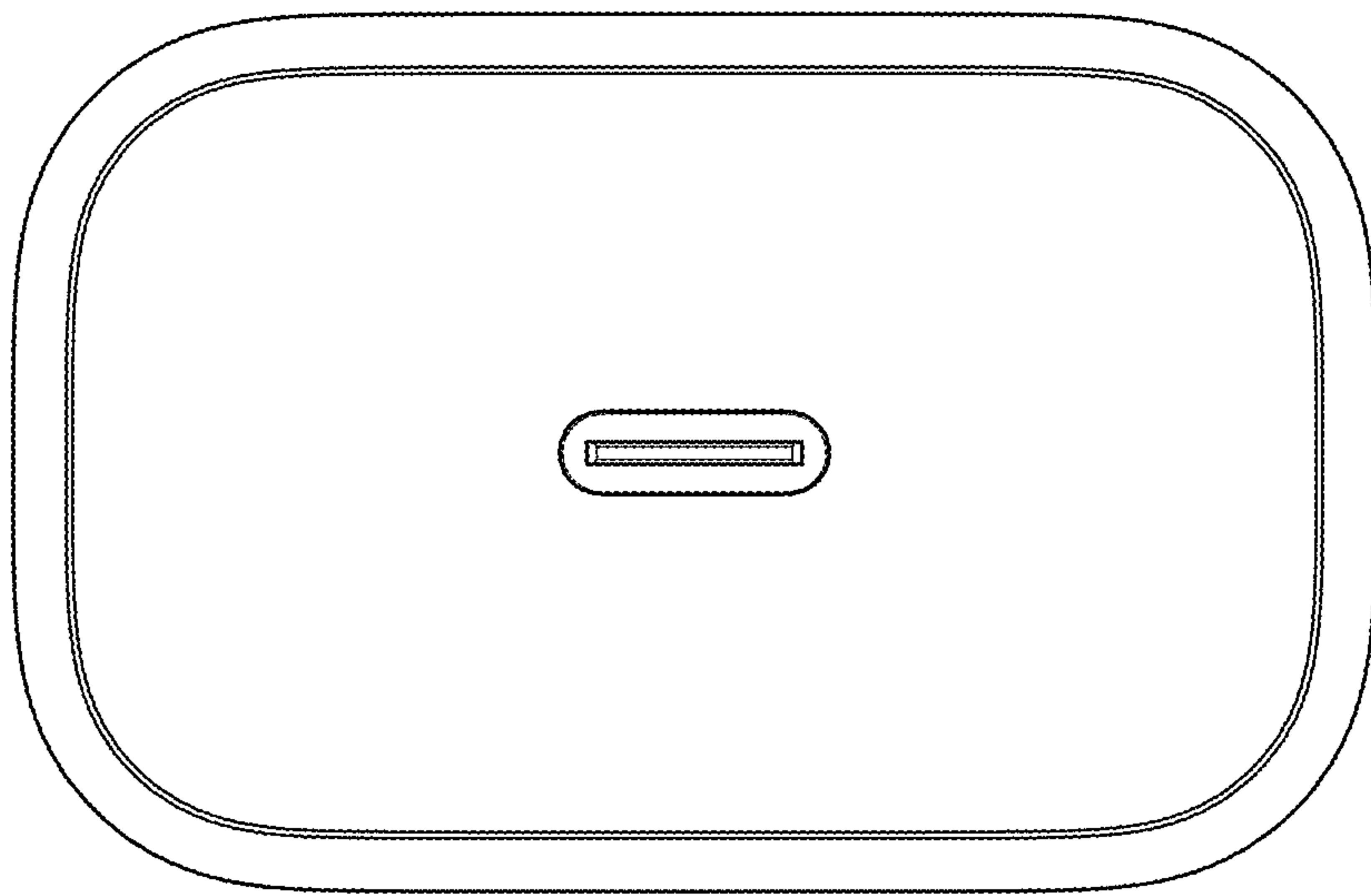


FIG. 4

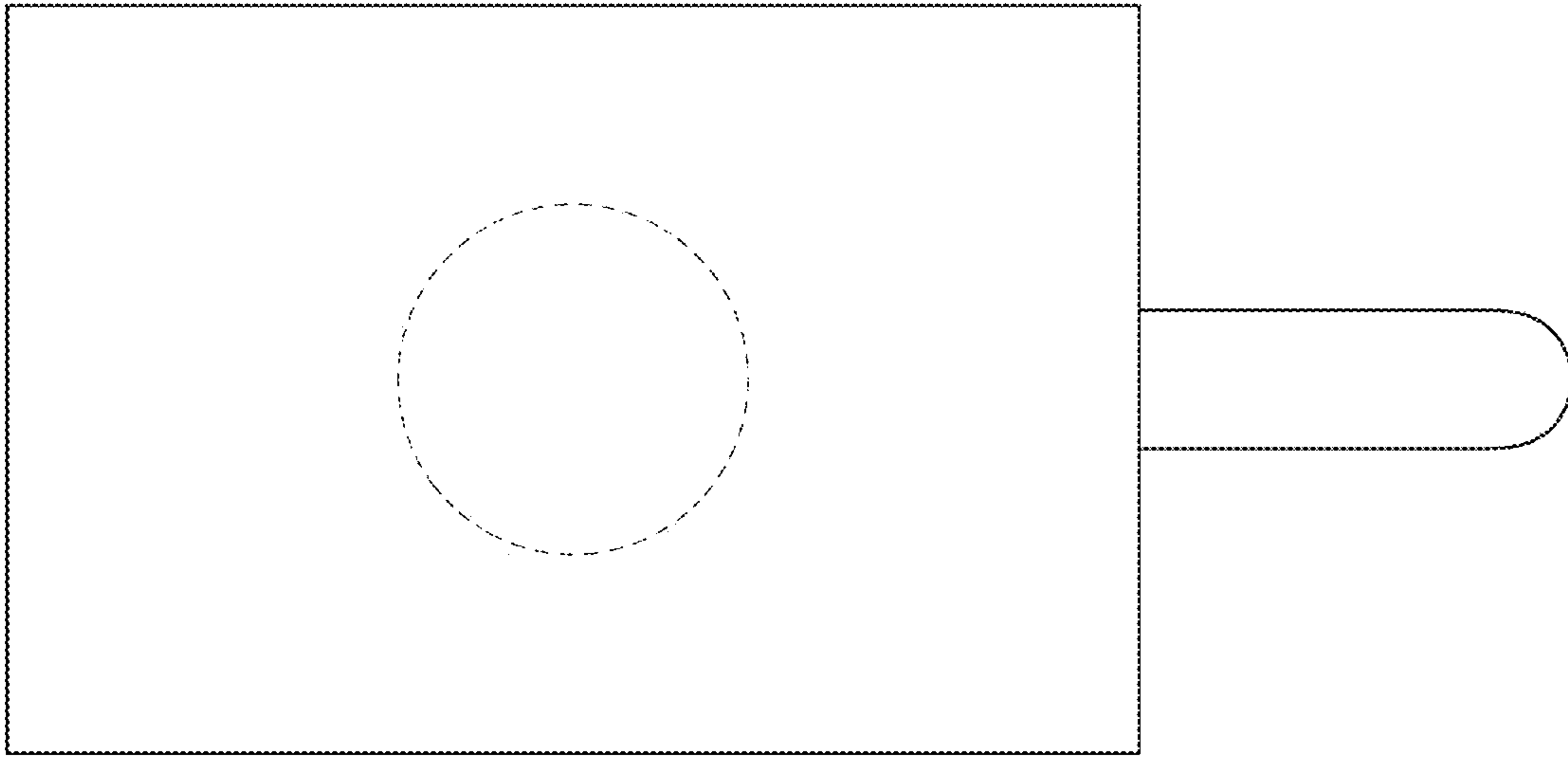


FIG. 5

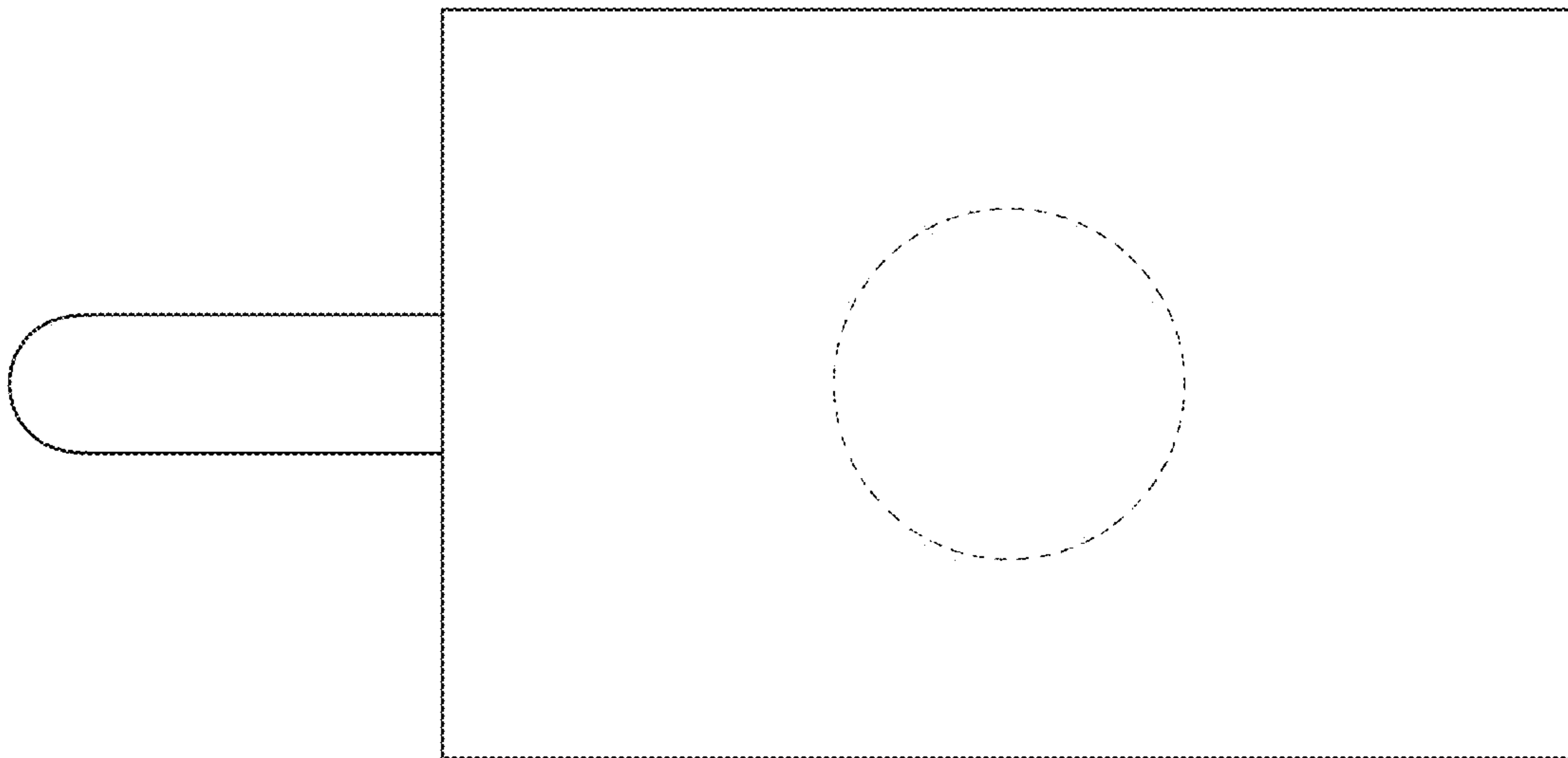


FIG. 6

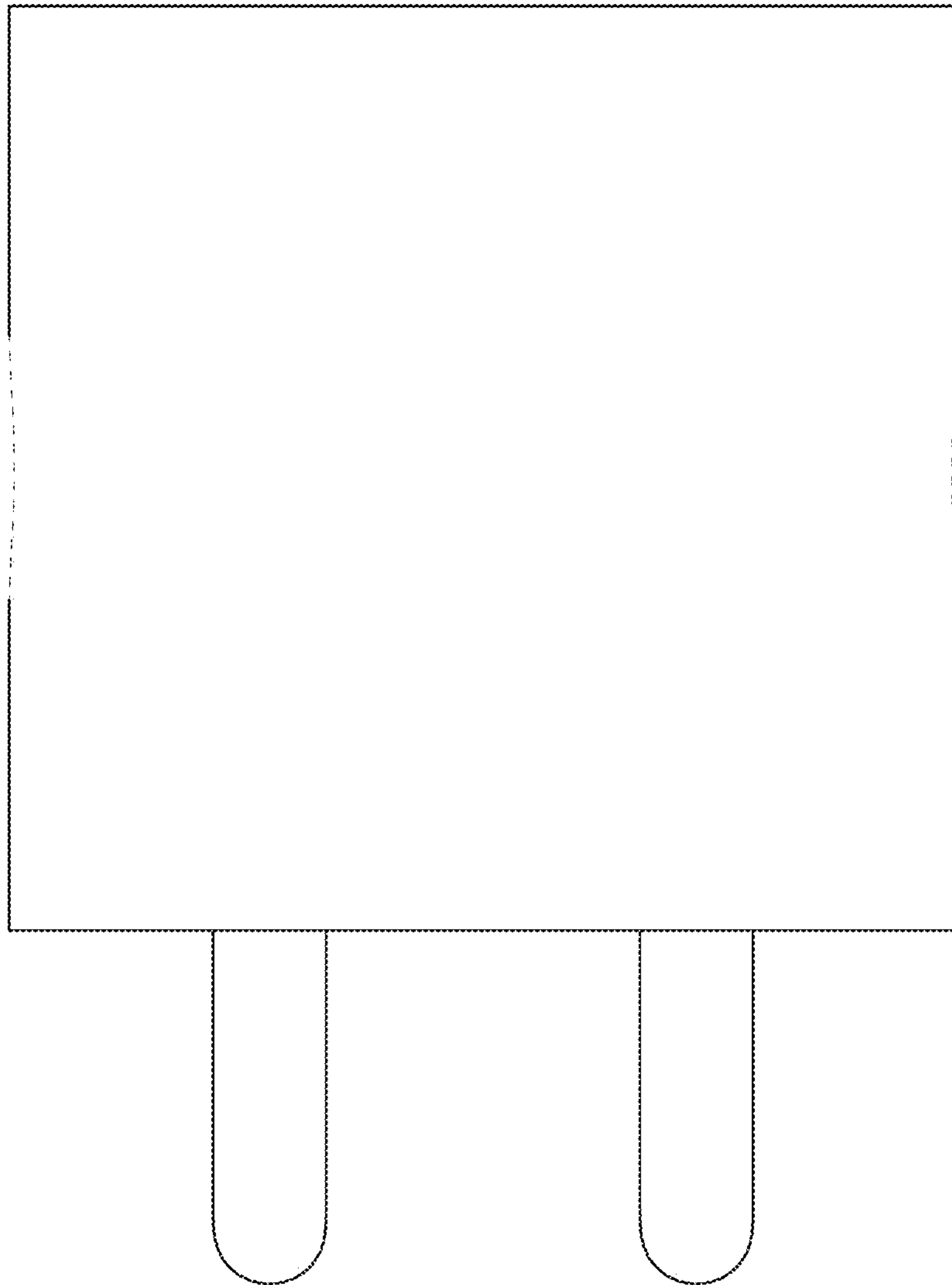


FIG. 7




FIG. 8