



US00D929312S

(12) **United States Design Patent** (10) **Patent No.:** **US D929,312 S**
Mailhiot et al. (45) **Date of Patent:** **** Aug. 31, 2021**

- (54) **TIRE**
- (71) Applicant: **Compagnie Generale des Etablissements Michelin**, Clermont-Ferrand (FR)
- (72) Inventors: **Nicholas Mailhiot**, Greenville, SC (US); **Wayne Yount**, Greenville, SC (US); **Patrick Jon Buresh**, Bend, OR (US); **Steven Smith**, Greenville, SC (US)
- (73) Assignee: **Compagnie Generale des Etablissements Michelin**, Clermont-Ferrand (FR)
- (**) Term: **15 Years**
- (21) Appl. No.: **29/676,902**
- (22) Filed: **Jan. 15, 2019**
- (51) **LOC (13) Cl.** **12-15**
- (52) **U.S. Cl.**
USPC **D12/582**
- (58) **Field of Classification Search**
USPC D12/568-604
CPC Y10T 152/10027; B60C 1/0016; B60C 11/0306; B60C 11/0302; B60C 3/06; B60C 9/17
See application file for complete search history.

- D399,175 S * 10/1998 Brown D12/582
- D415,079 S * 10/1999 Heinen D12/596
- D457,855 S * 5/2002 Bawin D12/582
- D458,898 S * 6/2002 Shinmura D12/596
- D485,232 S * 1/2004 Nakamura D12/596
- D583,755 S * 12/2008 Takahashi D12/596
- D666,555 S * 9/2012 Takano D12/585
- D684,107 S * 6/2013 Lamb D12/585
- D724,010 S * 3/2015 Lim D12/584
- D796,428 S * 9/2017 Tian D12/583
- D840,478 S * 2/2019 Sprowl D21/563

* cited by examiner

Primary Examiner — John A Voytek

(74) *Attorney, Agent, or Firm* — John Steckler Schwab

(57) **CLAIM**

The ornamental design for a tire, as shown and described.

DESCRIPTION

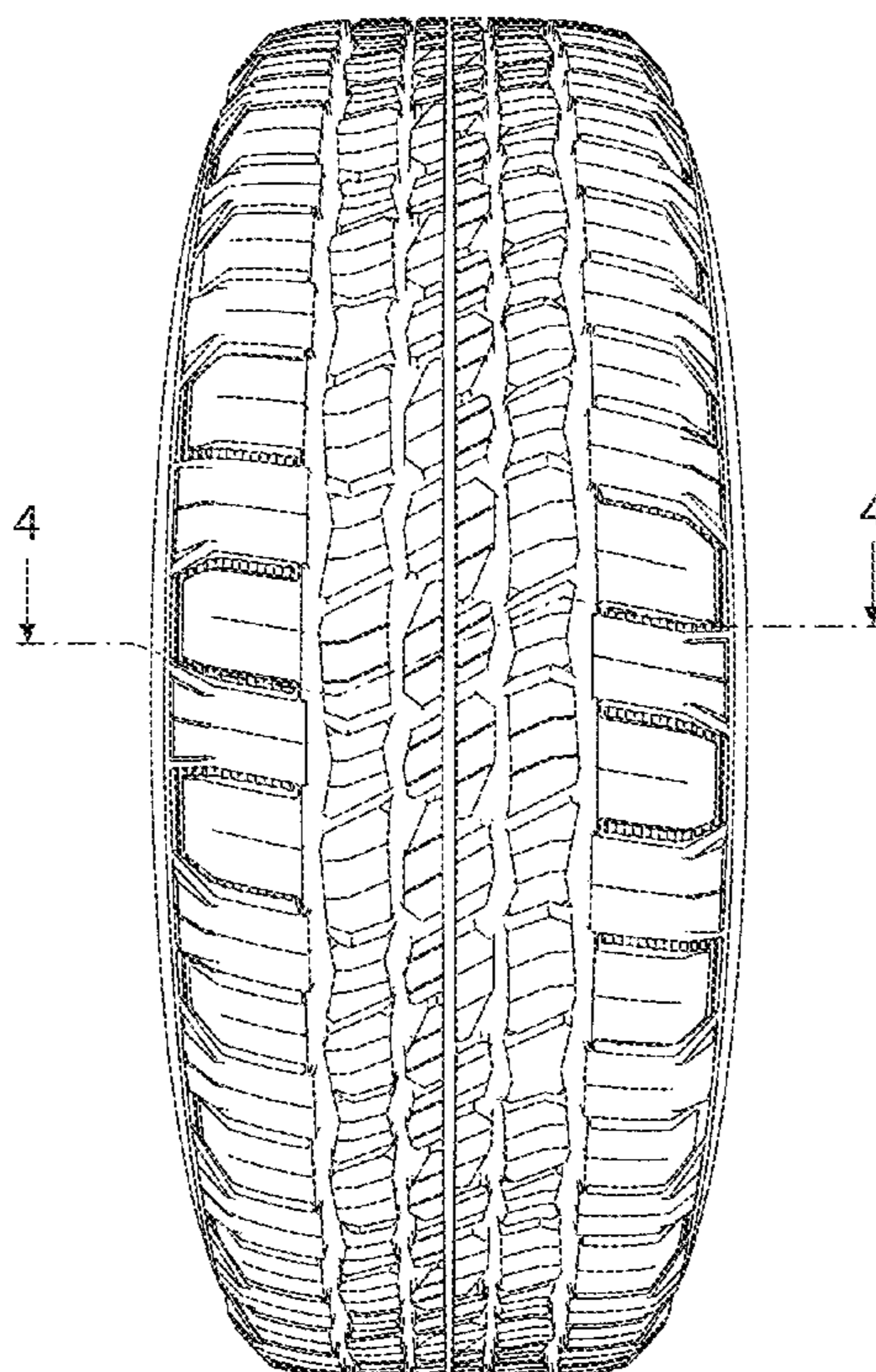
FIG. 1 is a front elevation view of a tire, showing our new design, the opposite side elevation being identical thereto; FIG. 2 is a partial right perspective view thereof, it being understood that the tread pattern is repeated throughout the circumference of the tire and the tread shoulder, as shown by the solid lines, the opposite side being identical thereto; FIG. 3 is a right elevation view thereof, the opposite side being identical thereto; and, FIG. 4 is a section view taken on line 4-4 in FIG. 1. The dash/dash broken lines illustrate portions of the tire that form no part of the claimed design. The dot/dash broken lines seen in FIG. 2 and FIG. 3 illustrate boundaries of the tire and form no part of the claimed design.

1 Claim, 4 Drawing Sheets

(56) **References Cited**

U.S. PATENT DOCUMENTS

- D289,026 S * 3/1987 Wohlfahrt D12/582
- D349,671 S * 8/1994 Seimiya D12/585



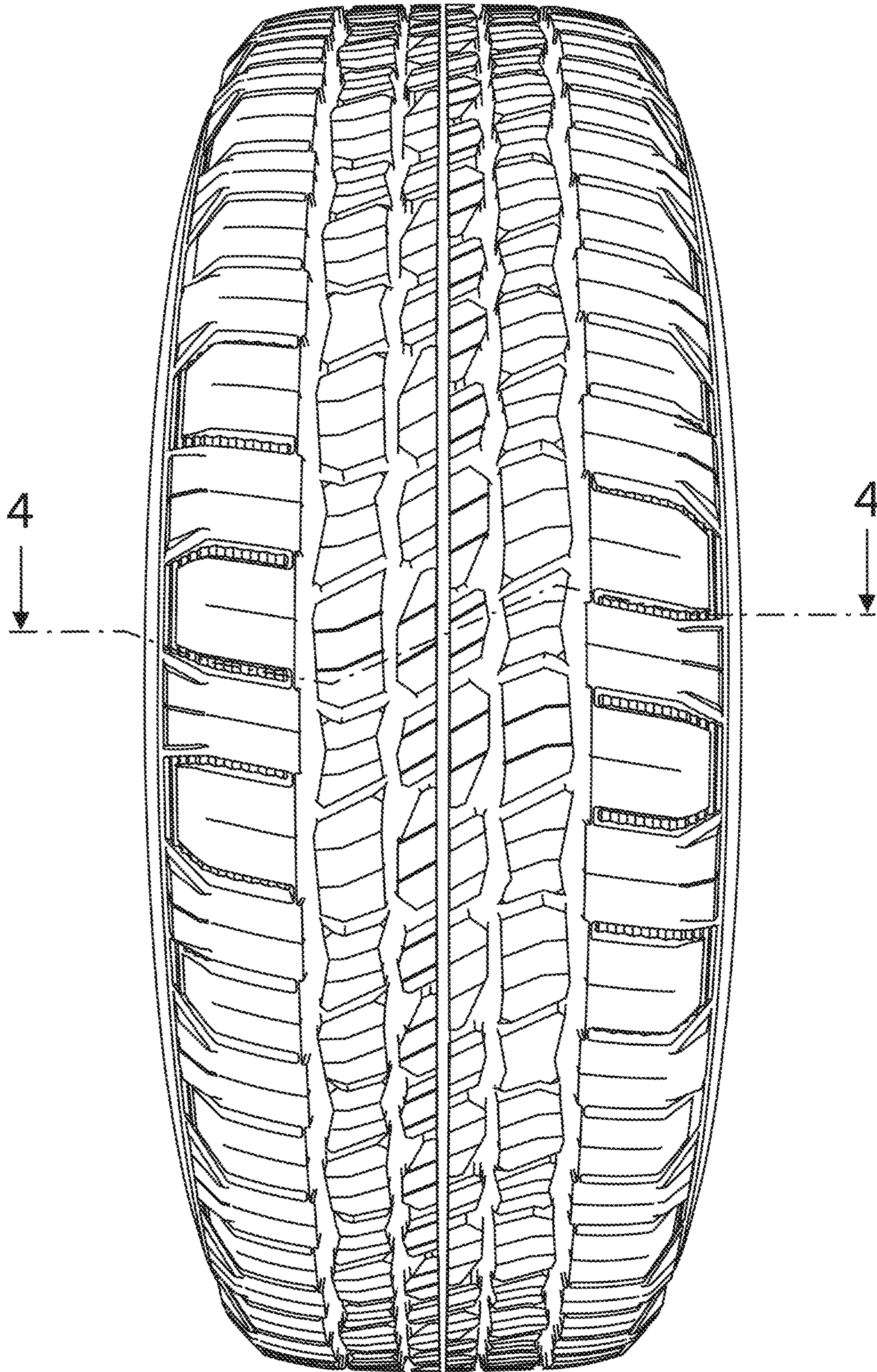


FIG. 1

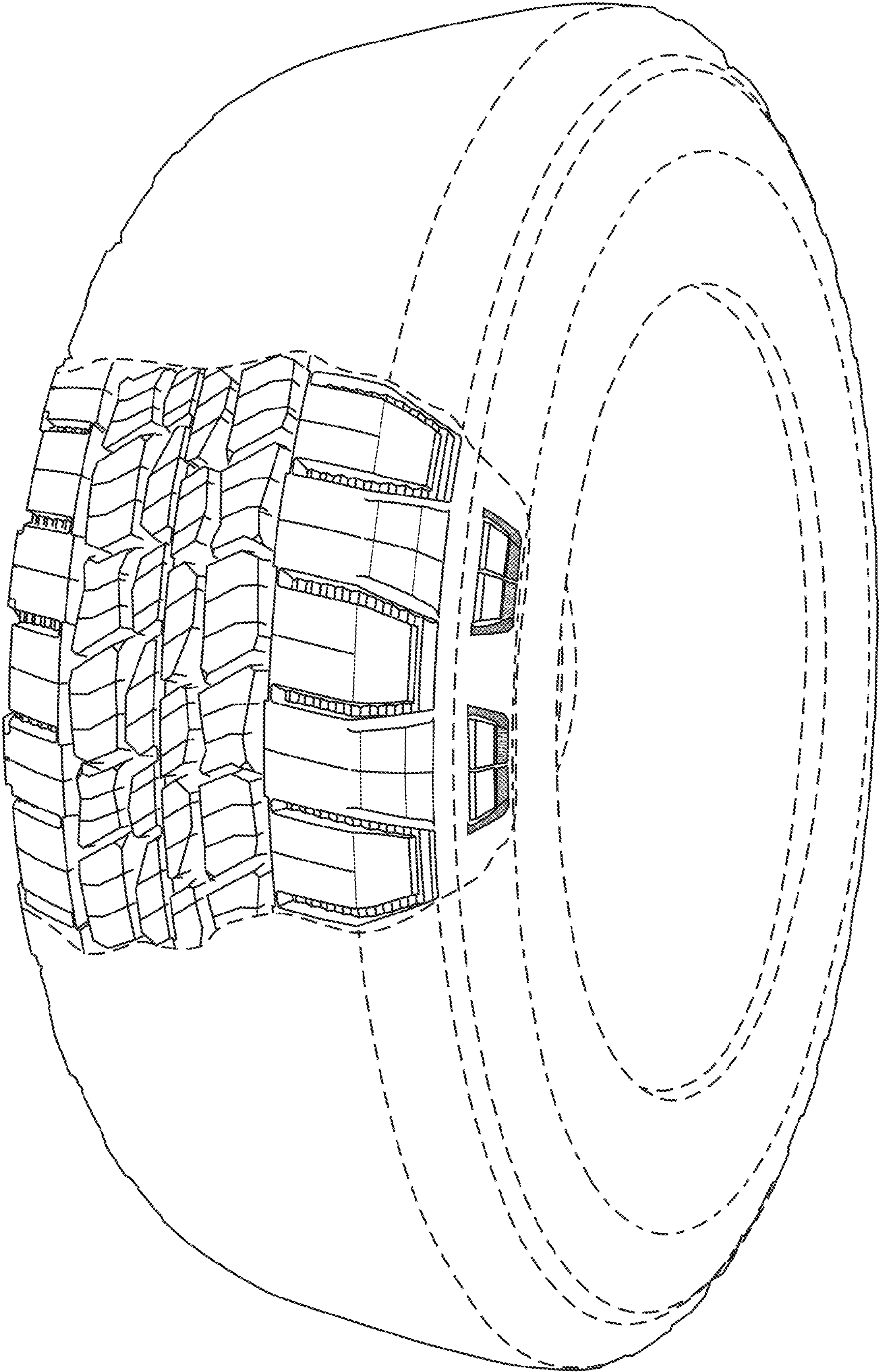


FIG. 2

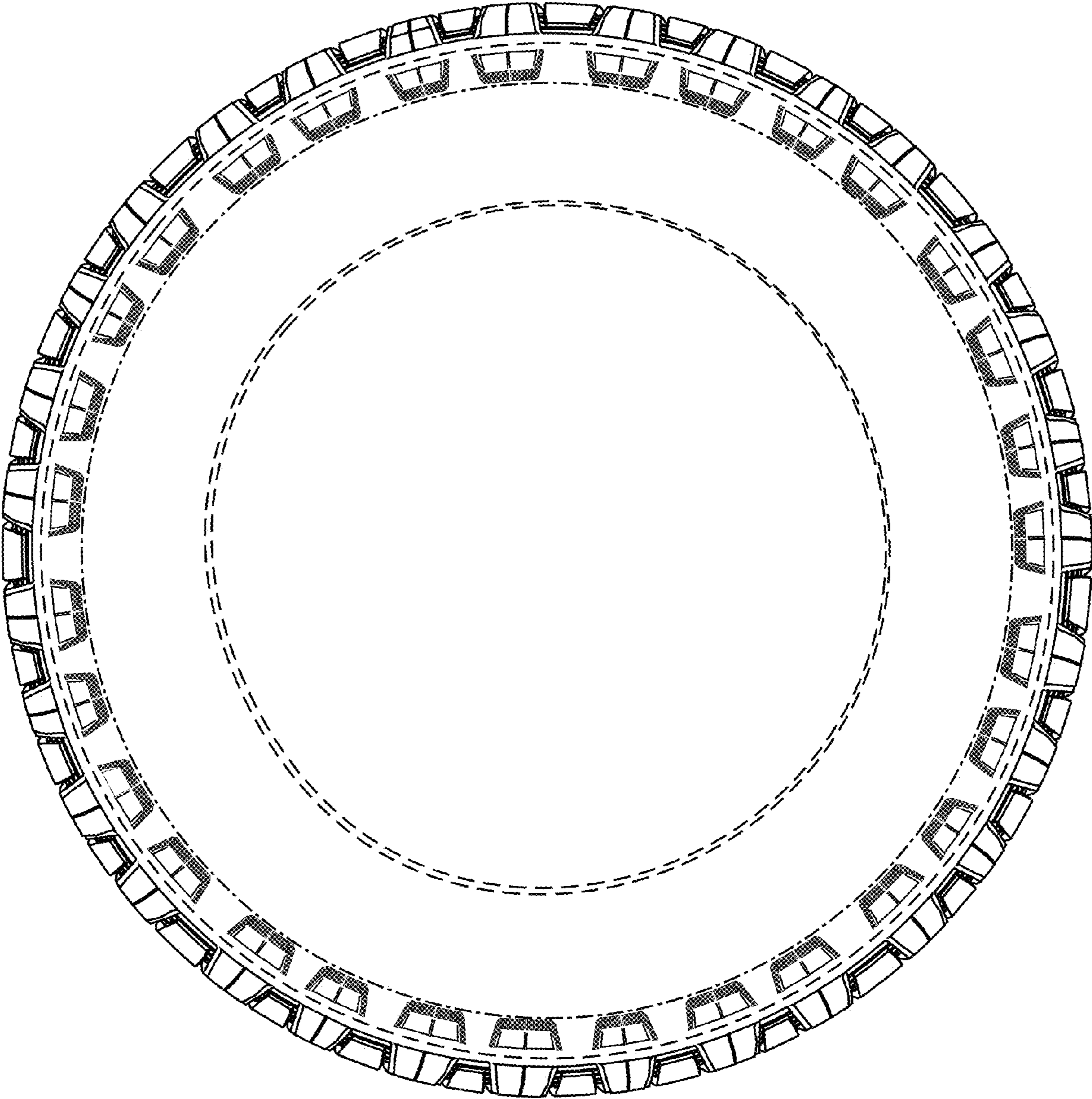


FIG. 3

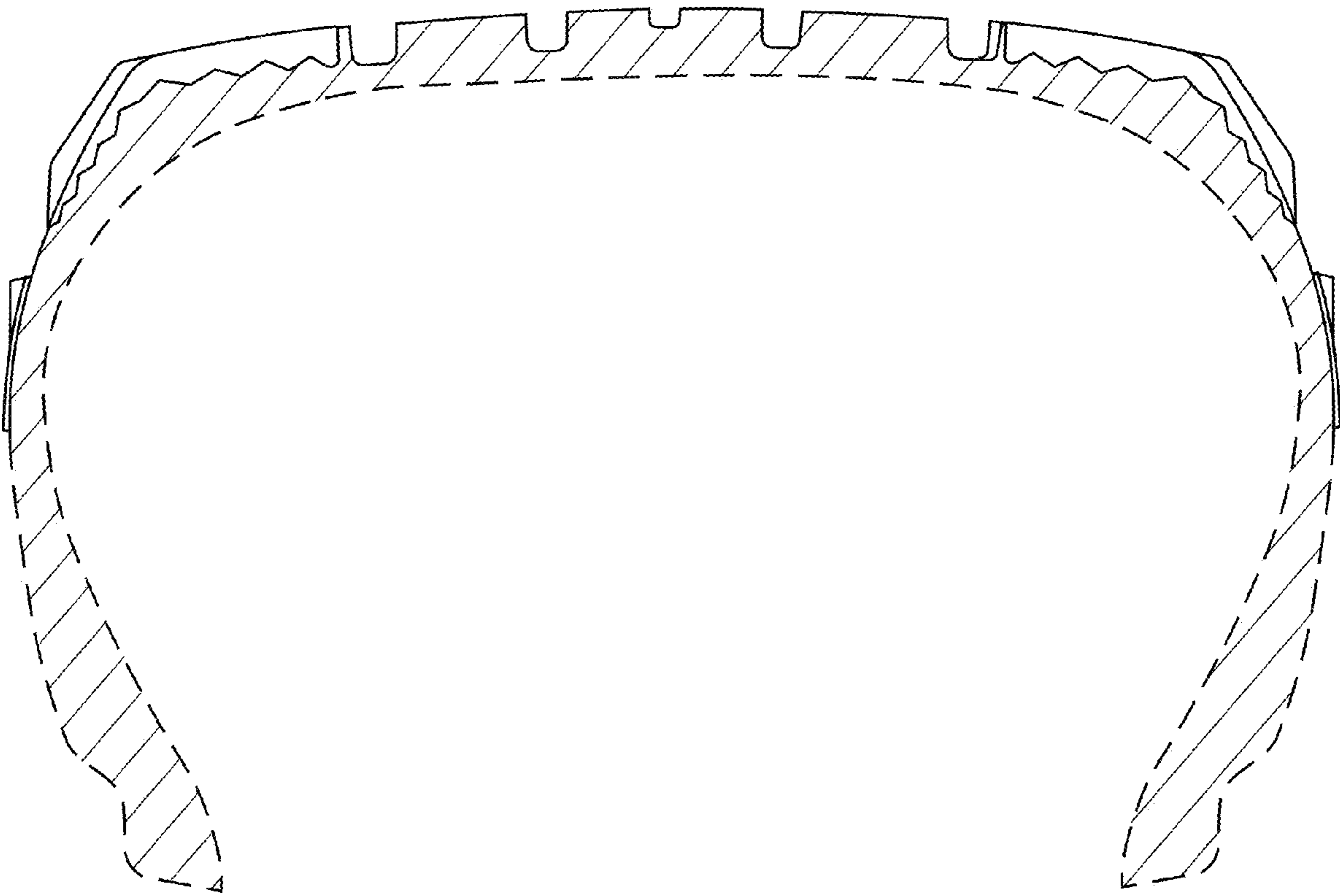


FIG. 4