

US00D929307S

(12) **United States Design Patent** (10) **Patent No.:** **US D929,307 S**
Brown (45) **Date of Patent:** **** Aug. 31, 2021**

(54) **TABLE INTEGRATED WITH A TAILGATE COVER**

(71) Applicant: **Fredrick R. Brown**, Riverside, CA (US)

(72) Inventor: **Fredrick R. Brown**, Riverside, CA (US)

(**) Term: **15 Years**

(21) Appl. No.: **29/675,899**

(22) Filed: **Jan. 7, 2019**

(51) **LOC (13) Cl.** **12-16**

(52) **U.S. Cl.**
USPC **D12/414**

(58) **Field of Classification Search**
USPC D12/406, 407, 408, 409, 410, 411, 412, D12/413, 414, 414.1; D32/35, 58; D6/317-319, 513, 514
CPC B60R 2011/0042; B60R 9/00
See application file for complete search history.

(56) **References Cited**

U.S. PATENT DOCUMENTS

4,089,554 A	5/1978	Myers	
5,823,595 A	10/1998	Tronco	
6,364,391 B1	4/2002	Everett	
D475,678 S	6/2003	Evans	
D485,800 S *	1/2004	Smith	D12/414
D501,443 S *	2/2005	Jones, Sr.	D12/414
D504,384 S *	4/2005	Straschewski	D12/414
D541,729 S *	5/2007	French	D12/414
7,254,090 B2	8/2007	Hara et al.	
D551,155 S *	9/2007	French	D12/414
D695,675 S *	12/2013	Voglmayr	D12/414
D717,229 S *	11/2014	Cook	D12/414

D725,029 S *	3/2015	Halley	D12/414
D747,260 S	1/2016	Cantrell et al.	
9,956,924 B2	5/2018	Nania	
D819,544 S *	6/2018	Dorminey	D12/414
D849,666 S *	5/2019	Smith	D12/414
D909,283 S *	2/2021	Culleton	D12/414
D912,607 S *	3/2021	Yu	D12/414

* cited by examiner

Primary Examiner — Katrina A Betton

(74) *Attorney, Agent, or Firm* — Kirk A. Buhler; Buhler & Associates Patenting

(57) **CLAIM**

The ornamental design for a table integrated with a tailgate cover, as shown.

DESCRIPTION

FIG. 1 is a top perspective view, showing my table integrated with a tailgate cover new design in its environment of use;

FIG. 2 is a top plan view with the table secured to the tailgate cover thereof;

FIG. 3 is a top plan view with the table rotated thereof;

FIG. 4 is a bottom view with the table rotated thereof;

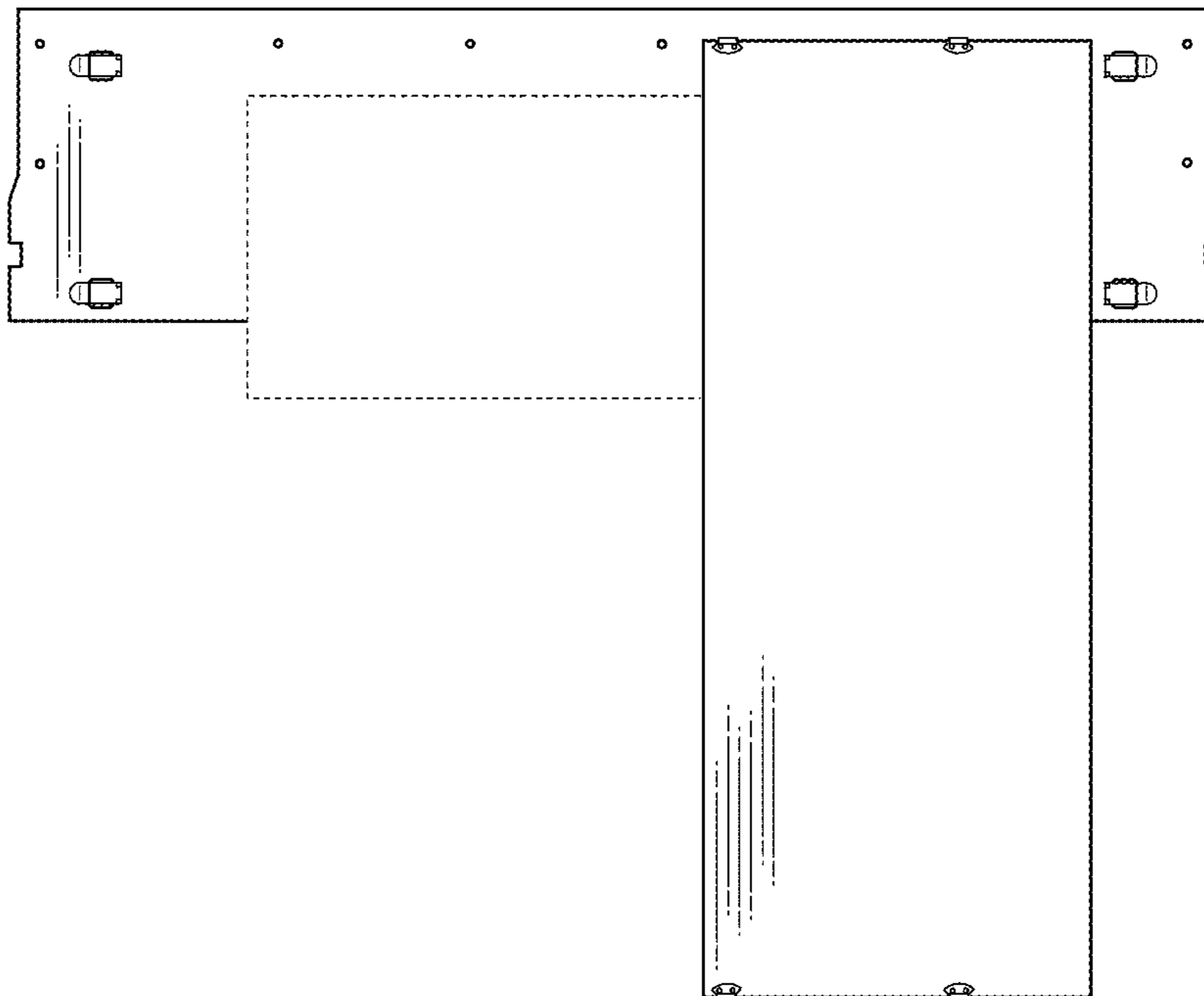
FIG. 5 is a rear elevation view with the table secured to the tailgate cover thereof;

FIG. 6 is a front elevation view with the table secured to the tailgate cover thereof;

FIG. 7 is a left side elevation view with the table secured to the tailgate cover thereof; and,

FIG. 8 is a right side elevation view with the table rotated. The broken lines in FIG. 1 depict environmental subject matter of a rear of a vehicle, a heat shield and a storage opening for the invention and form no part of the claimed design.

1 Claim, 6 Drawing Sheets



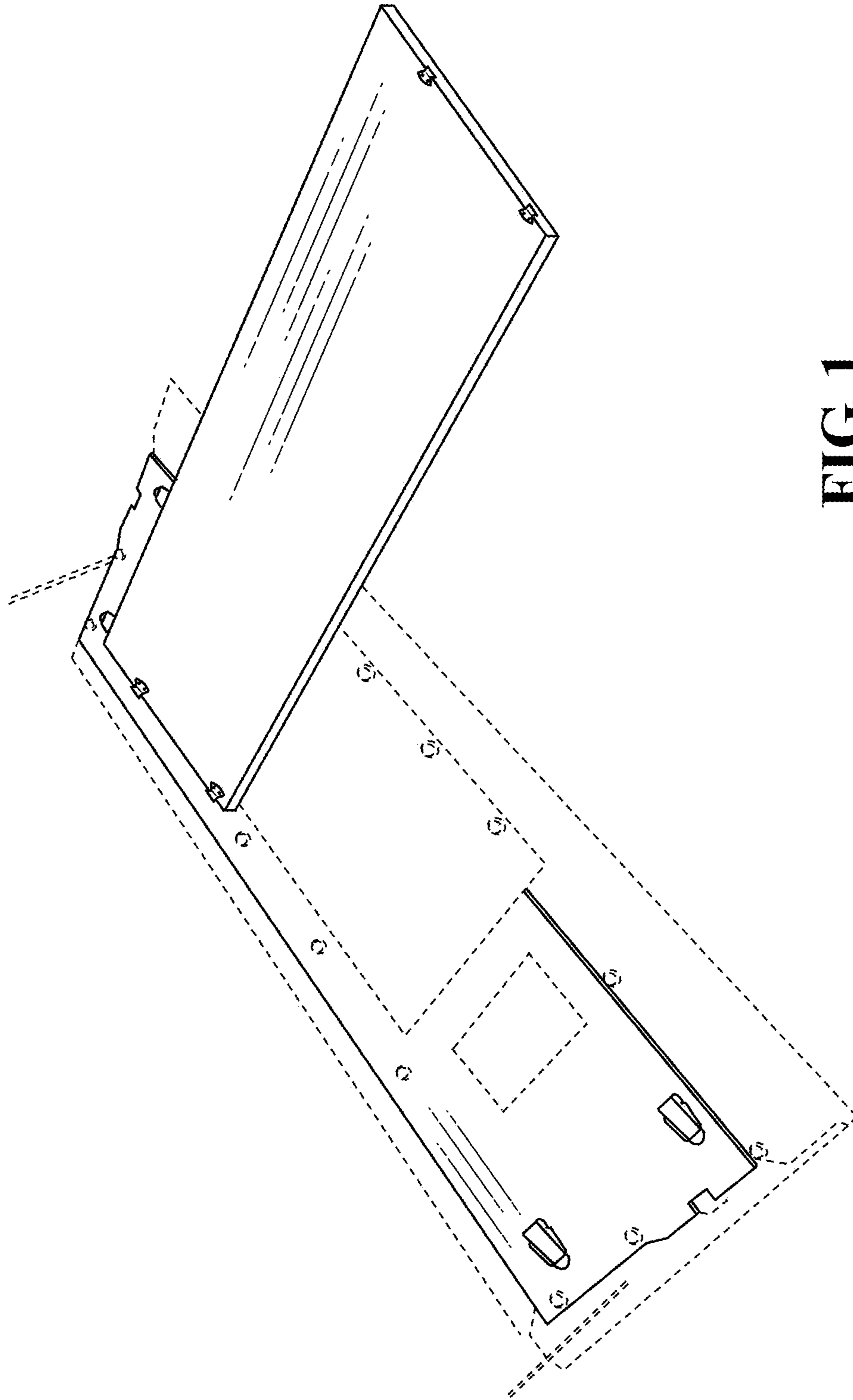


FIG. 1




FIG. 2

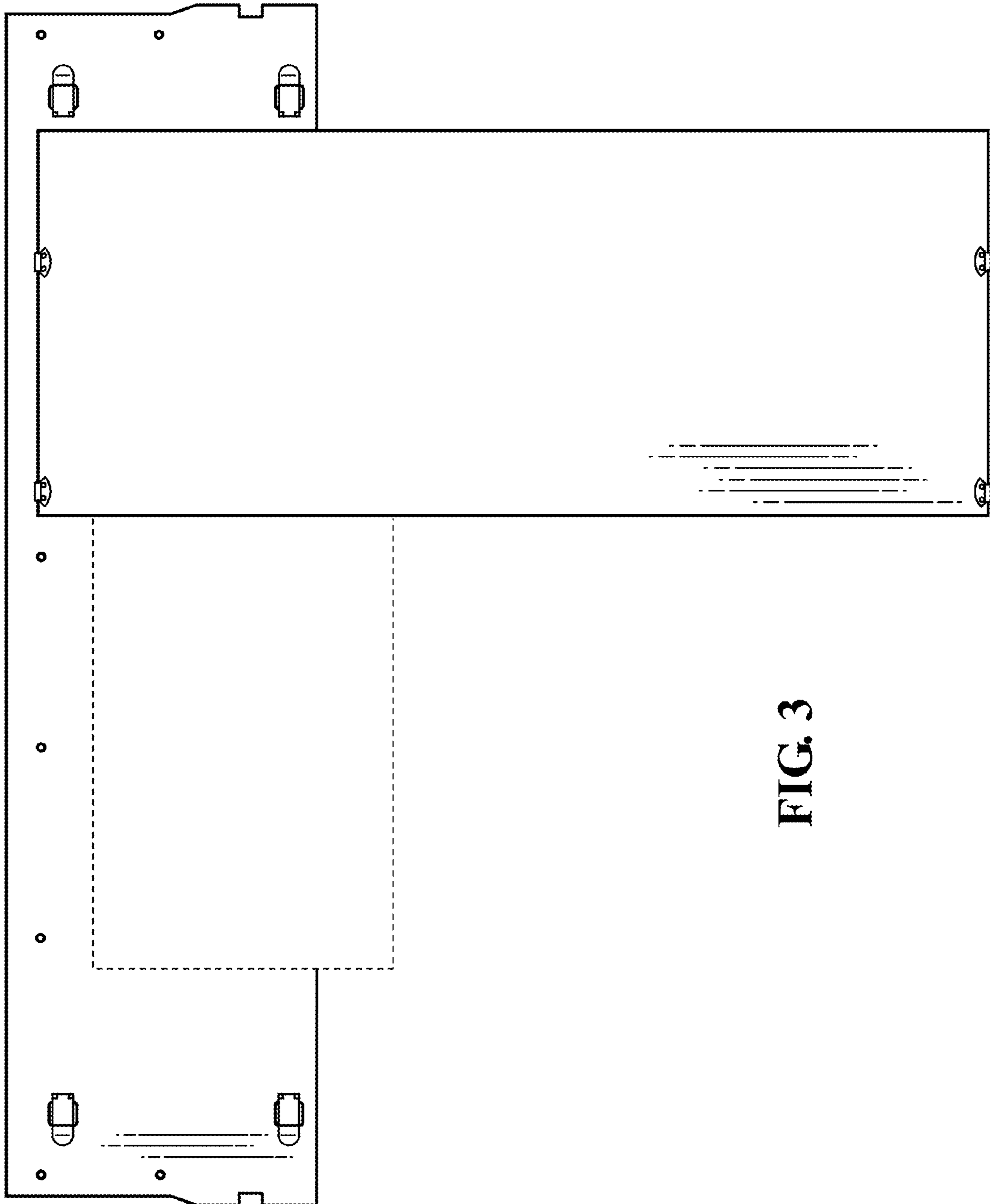


FIG. 3




FIG. 4



FIG. 5



FIG. 6



FIG. 7



FIG. 8