



US00D929287S

(12) **United States Design Patent** (10) **Patent No.:** **US D929,287 S**  
**Bertin et al.** (45) **Date of Patent:** **\*\* Aug. 31, 2021**

(54) **WHEEL**

(71) Applicant: **JAGUAR LAND ROVER LIMITED**,  
Coventry (GB)

(72) Inventors: **Roman Bertin**, Coventry (GB); **Hugo  
Nightingale**, Coventry (GB)

(73) Assignee: **JAGUAR LAND ROVER LIMITED**,  
Coventry (GB)

(\*\*) Term: **15 Years**

(21) Appl. No.: **29/770,740**

(22) Filed: **Feb. 16, 2021**

**Related U.S. Application Data**

(62) Division of application No. 29/637,002, filed on Feb.  
13, 2018, now Pat. No. Des. 913,181.

(30) **Foreign Application Priority Data**

Aug. 29, 2017 (EM) ..... 004170561  
Nov. 3, 2017 (EM) ..... 004493476

(51) **LOC (13) Cl.** ..... **12-16**

(52) **U.S. Cl.**  
USPC ..... **D12/204**

(58) **Field of Classification Search**  
USPC ..... D12/204-213; D21/563  
CPC .... B60B 7/00; B60B 7/02; B60B 7/04; B60B  
7/01; B60B 7/06; B60B 3/02; B60B 3/04;  
B60B 3/06; B60B 3/10; B60B 1/00;  
B60B 1/08; B60B 1/10; B60B 1/12

See application file for complete search history.

(56) **References Cited**

U.S. PATENT DOCUMENTS

D664,488 S *	7/2012	Guille .....	D12/209
D664,908 S *	8/2012	Kim .....	D12/209
D665,322 S *	8/2012	Kim .....	D12/204
D782,384 S *	3/2017	Oh .....	D12/209
D803,127 S *	11/2017	Weil .....	D12/204
D824,309 S *	7/2018	Oh .....	D12/209
D860,090 S *	9/2019	Lim .....	D12/204
D875,636 S *	2/2020	Pena .....	D12/204
D887,334 S *	6/2020	Kim .....	D12/204
D913,181 S *	3/2021	Berlin .....	D12/209

\* cited by examiner

*Primary Examiner* — Stacia A Cadmus

(74) *Attorney, Agent, or Firm* — Reising Ethington P.C.

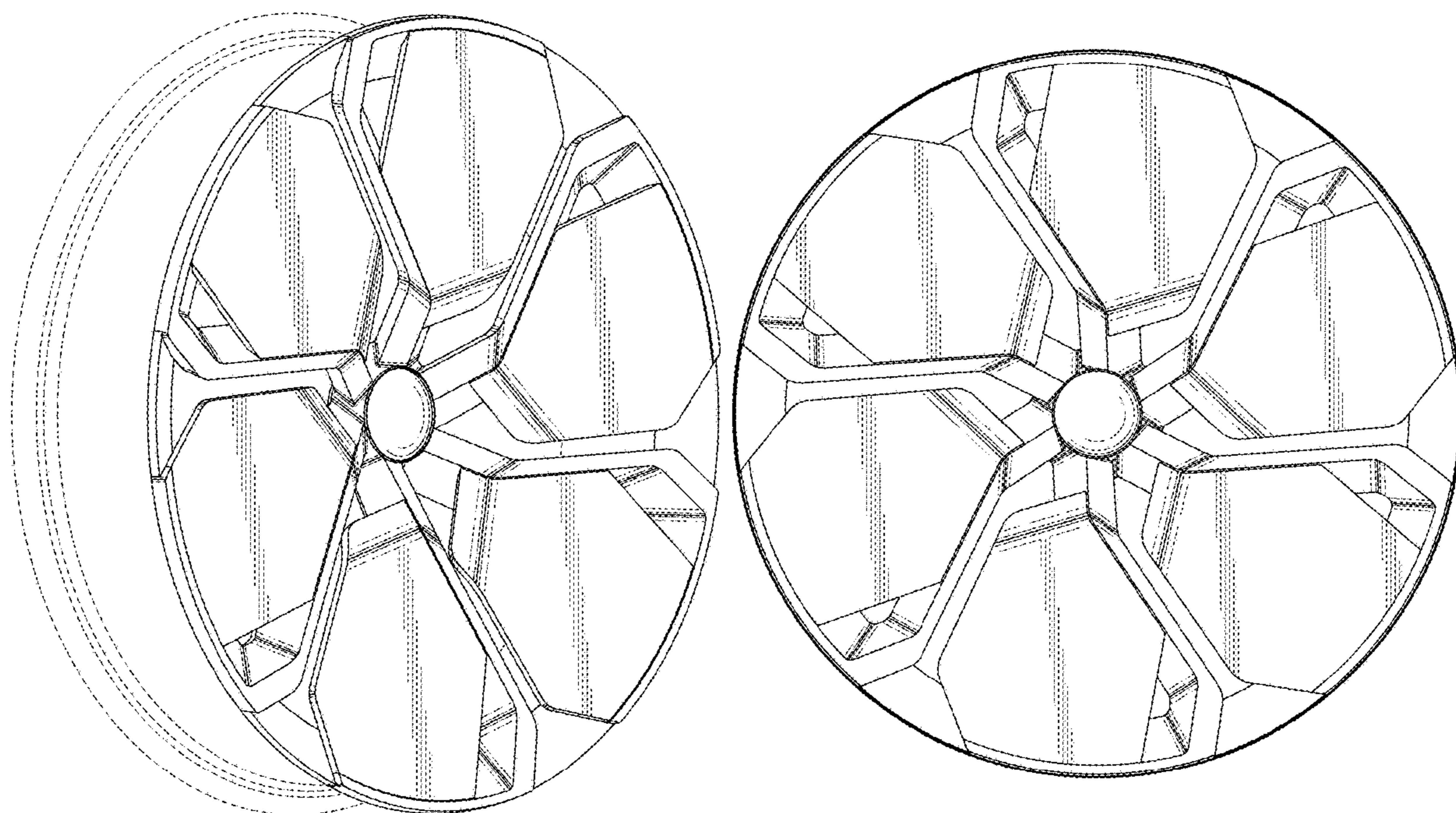
(57) **CLAIM**

The ornamental design for a wheel, as shown and described.

**DESCRIPTION**

FIG. 1 is a front left perspective view of a wheel;  
FIG. 2 is a front view thereof;  
FIG. 3 is a left side view thereof, the right side view being  
a mirror image thereof; and,  
FIG. 4 is a top view thereof, the bottom view being a mirror  
image thereof.  
In the drawings the broken lines depict portions of the wheel  
that form no part of the claimed design.

**1 Claim, 3 Drawing Sheets**



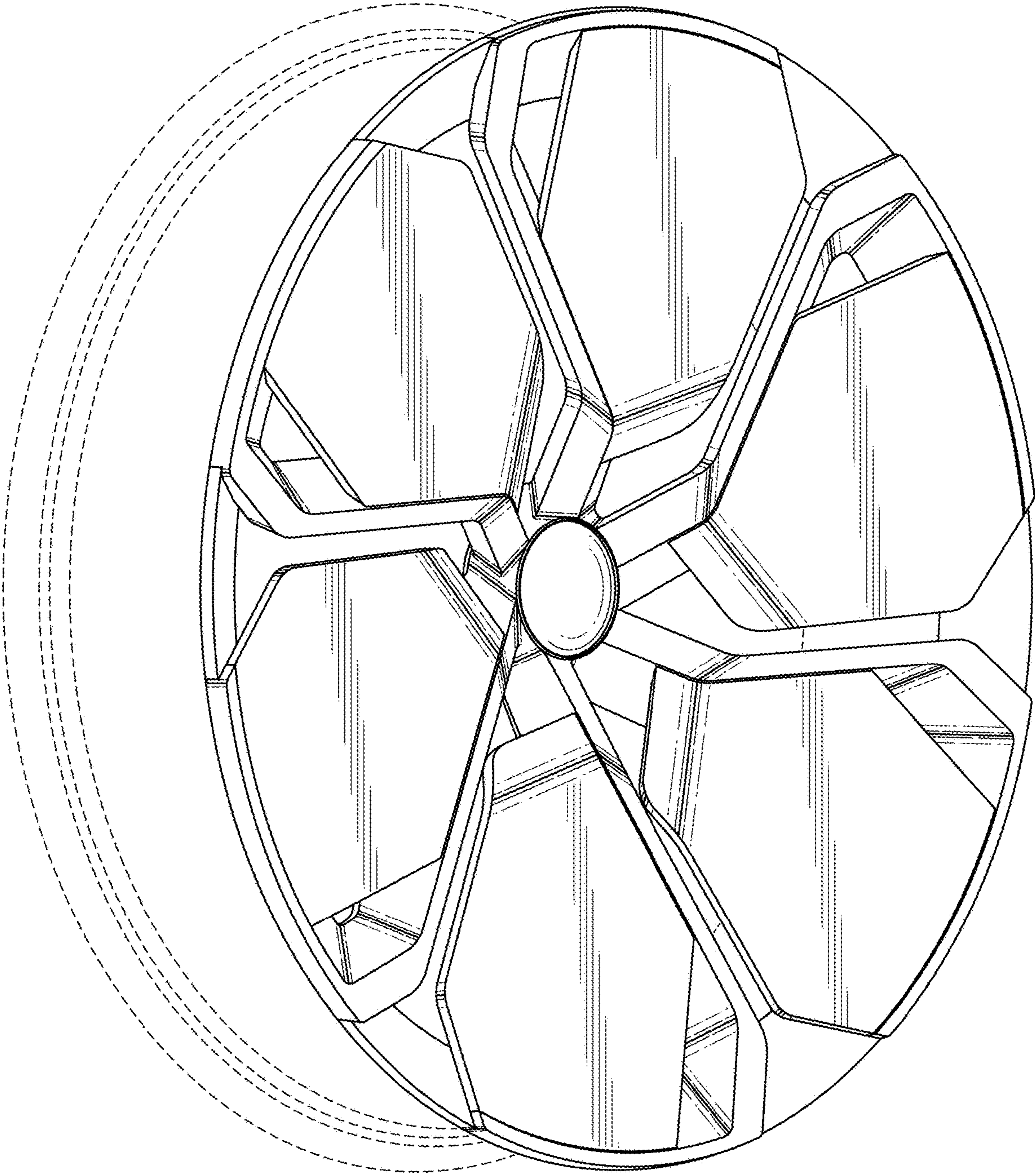


FIG. 1

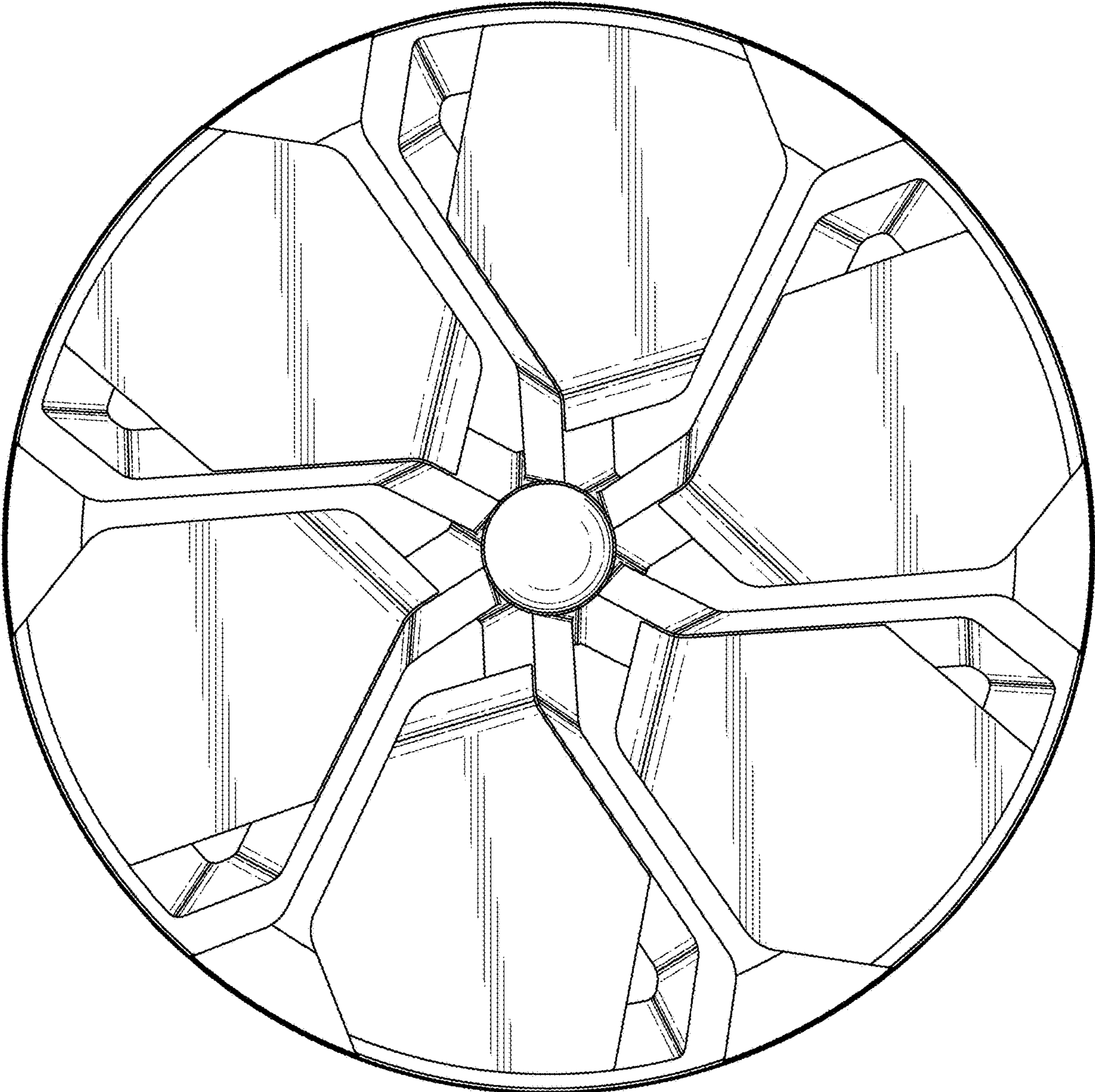


FIG. 2

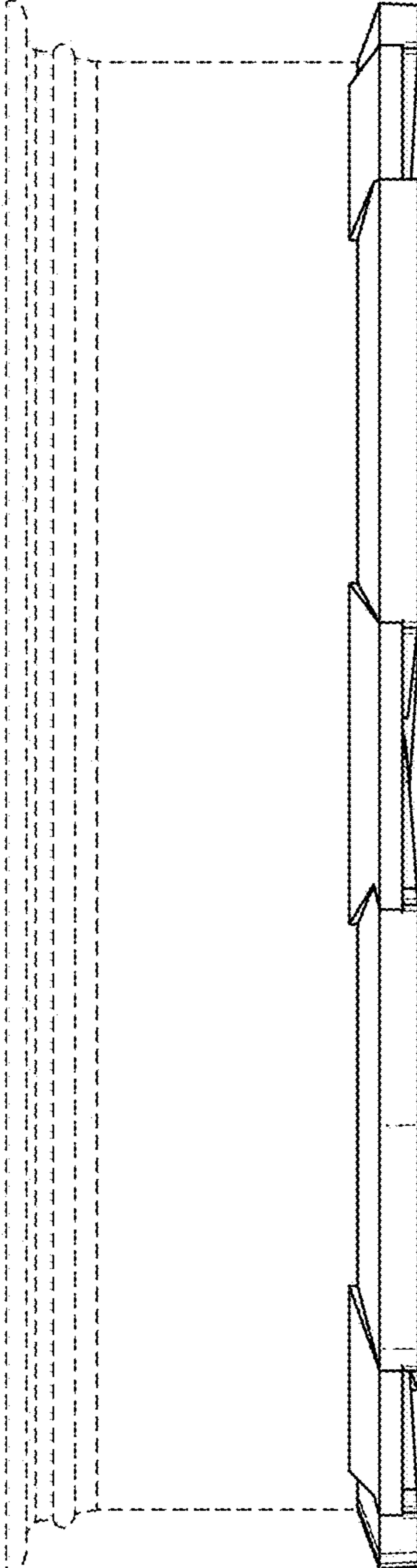


FIG. 3

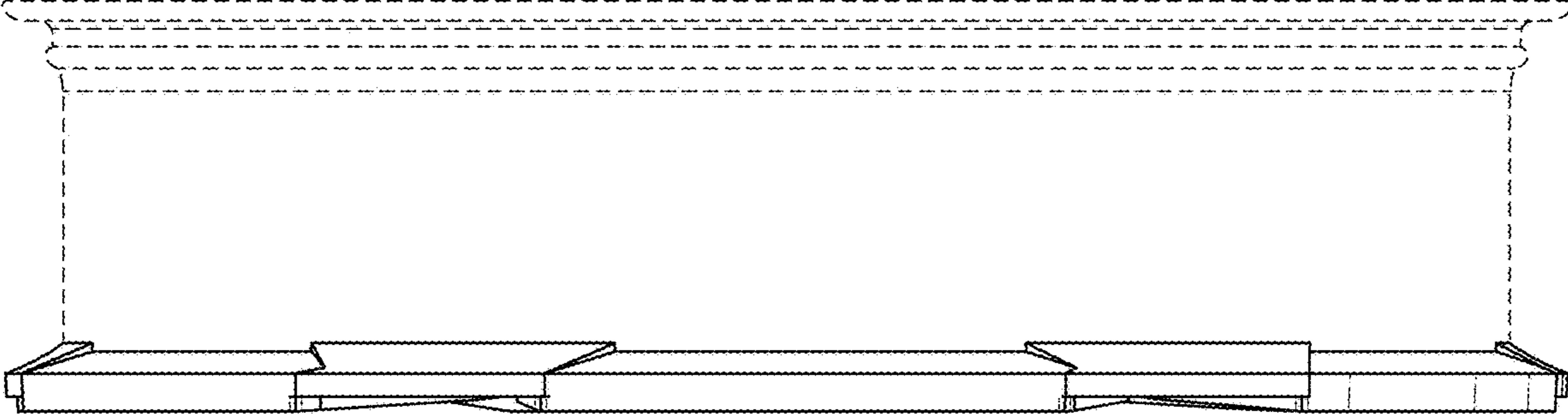


FIG. 4