



US00D929281S

(12) **United States Design Patent** (10) **Patent No.:** **US D929,281 S**
Lim (45) **Date of Patent:** **** Aug. 31, 2021**

(54) **REAR FENDER FOR A VEHICLE**
(71) Applicant: **Bayerische Motoren Werke Aktiengesellschaft, Munich (DE)**

(72) Inventor: **Seungmo Lim, Munich (DE)**

(73) Assignee: **Bayerische Motoren Werke Aktiengesellschaft, Munich (DE)**

(**) Term: **15 Years**

(21) Appl. No.: **29/725,349**

(22) Filed: **Feb. 25, 2020**

(30) **Foreign Application Priority Data**

Sep. 3, 2019 (DE) 402019100944.2

(51) **LOC (13) Cl.** **12-16**

(52) **U.S. Cl.**
USPC **D12/184**

(58) **Field of Classification Search**
USPC ... D12/1, 14, 82, 85, 86, 88, 89, 90, 91, 92, D12/93, 96, 97, 98, 99, 164, 167, 169, D12/170, 171, 172, 173, 181, 184, 185, D12/190, 192, 196, 400; D21/533, 548, D21/552, 561
CPC B62D 25/02; B62D 25/04; B62D 25/16; B62D 25/18; B62D 25/161; B62D 25/168; B62D 25/182; B60J 5/00; B60J 5/02; B60J 5/04; B60J 5/10; B60R 19/00
See application file for complete search history.

(56) **References Cited**

U.S. PATENT DOCUMENTS

D440,197 S * 4/2001 Pfeiffer D12/196
D469,046 S * 1/2003 Mobius D12/184
D476,935 S * 7/2003 Boyer D12/184
D512,673 S * 12/2005 Nagashima D12/196

(Continued)

FOREIGN PATENT DOCUMENTS

DE 102014101323 A1 * 8/2015 B62D 25/02
WO WO-03035453 A1 * 5/2003 B62D 25/02

(Continued)

OTHER PUBLICATIONS

430i Coupe, Published date unavailable [online], [retrieved on May 18, 2021], Retrieved from the Internet: <https://www.bmwusa.com/build-your-own.html#/studio/eh9zgwms/exterior/color> (Year: 2021).*

Primary Examiner — Christian P. McLean

Assistant Examiner — Adam C Mager

(74) *Attorney, Agent, or Firm* — Crowell & Moring LLP

(57) **CLAIM**

The ornamental design for a rear fender for a vehicle, as shown and described.

DESCRIPTION

This application contains subject matter related to the following co-pending U.S. design patent applications: Application Ser. No. 29/694,272, filed Jun. 10, 2019 and entitled "Rear Fender for a Vehicle"; Application Ser. No. 29/705,758, filed Sep. 16, 2019 and Entitled "Rear Fender for a Vehicle"; Application Ser. No. 29/725,345, Filed herewith And Entitled "Vehicle, Toy, and/or Replicas Thereof"; and Application Ser. No. 29/725,354, Filed herewith And Entitled "Rear Fender for a Vehicle".

FIG. 1 is a front view of a rear fender for a vehicle according to the design;

FIG. 2 is a left, front perspective view thereof;

FIG. 3 is a right, front perspective view thereof;

FIG. 4 is a left side view thereof;

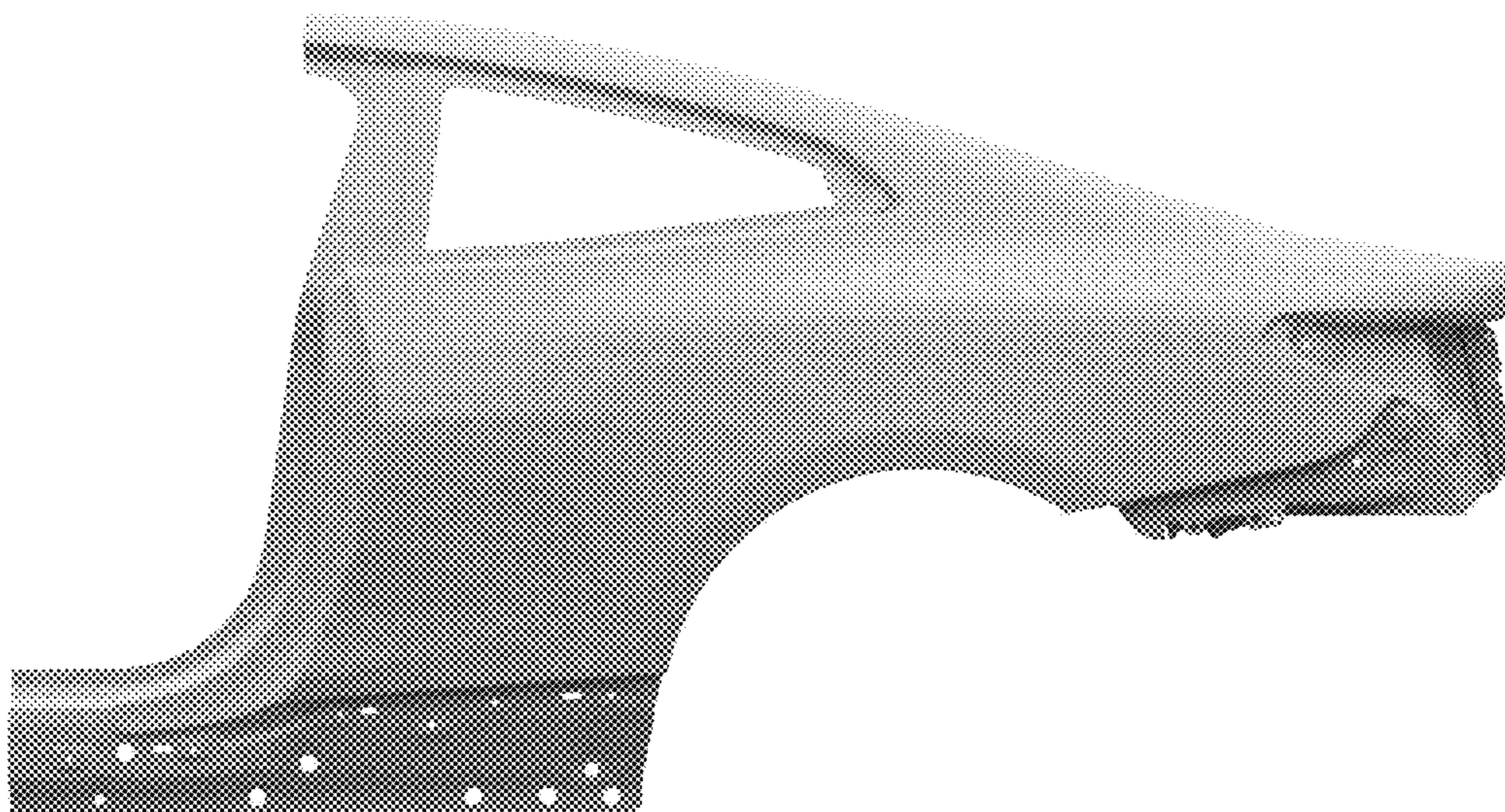
FIG. 5 is a right side view thereof;

FIG. 6 is a top view thereof;

FIG. 7 is a bottom view thereof; and,

FIG. 8 is a rear view thereof.

1 Claim, 8 Drawing Sheets



(56)

References Cited

U.S. PATENT DOCUMENTS

D548,662 S * 8/2007 Markefka D12/196
 D566,027 S * 4/2008 Gavriles D12/196
 D568,798 S * 5/2008 Matsumoto D12/184
 D580,838 S * 11/2008 Gabath D12/184
 D583,286 S * 12/2008 Leclercq D12/184
 D585,347 S * 1/2009 Kamimura D12/184
 D597,004 S * 7/2009 Habib D12/184
 D605,572 S * 12/2009 Ward D12/196
 D620,414 S * 7/2010 Froehlich D12/196
 D621,763 S * 8/2010 Leone D12/196
 D659,621 S * 5/2012 Matsumoto D12/196
 D671,467 S * 11/2012 Kido D12/196
 D671,470 S * 11/2012 Yamada D12/196
 D696,172 S * 12/2013 Kawasaki D12/196
 D699,170 S * 2/2014 Okue D12/184
 D704,615 S * 5/2014 Mueller D12/196
 D766,151 S * 9/2016 Faghihzadeh D12/196
 D777,634 S * 1/2017 Faghihzadeh D12/196
 D856,236 S * 8/2019 Buckingham D12/196

D856,237 S * 8/2019 Ojea D12/196
 D856,239 S * 8/2019 Smith D12/196
 D856,241 S * 8/2019 Schneider D12/196
 D859,249 S * 9/2019 Forschner D12/184
 D860,089 S * 9/2019 Kezha D12/196
 D873,750 S * 1/2020 Kezha D12/196
 D893,374 S * 8/2020 Al Attar D12/196
 D894,808 S * 9/2020 Radbrink D12/196
 D904,955 S * 12/2020 Guille D12/196
 2005/0035630 A1* 2/2005 Berstecher B62D 25/04
 296/193.05
 2017/0267088 A1* 9/2017 Shinohara B60J 10/90

FOREIGN PATENT DOCUMENTS

WO WO DM/066982 10/2005
 WO WO DM/079907 7/2013
 WO WO DM/096612 12/2017
 WO WO DM/203407 12/2019
 WO WO DM/205033 3/2020

* cited by examiner




Fig. 1




Fig. 2




Fig. 3

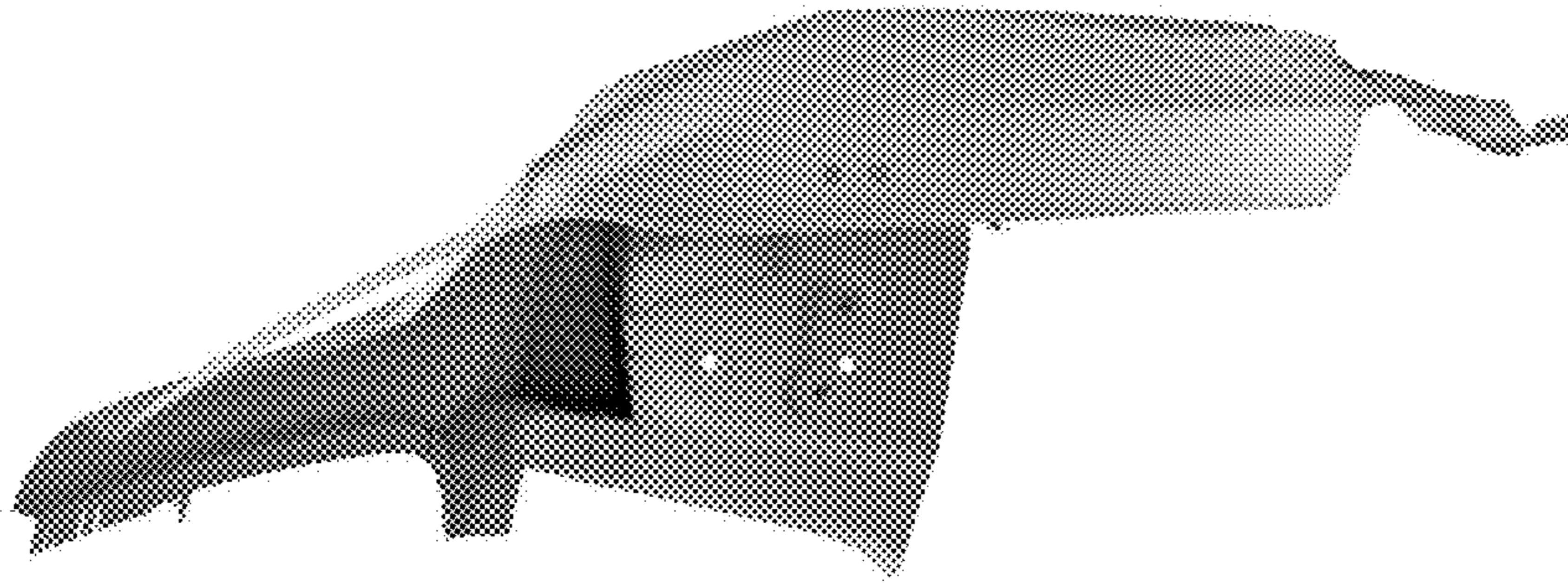


Fig. 4




Fig. 5

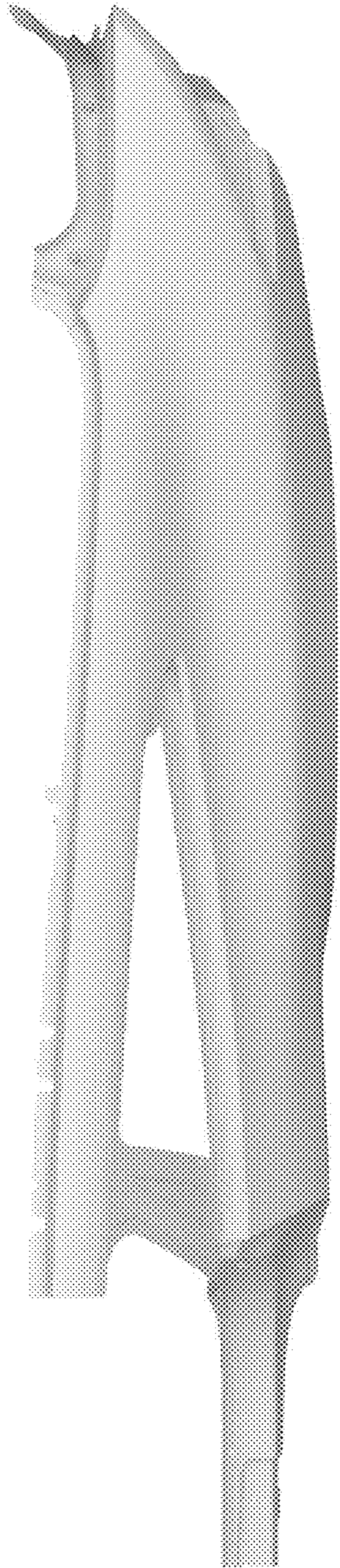


Fig. 6

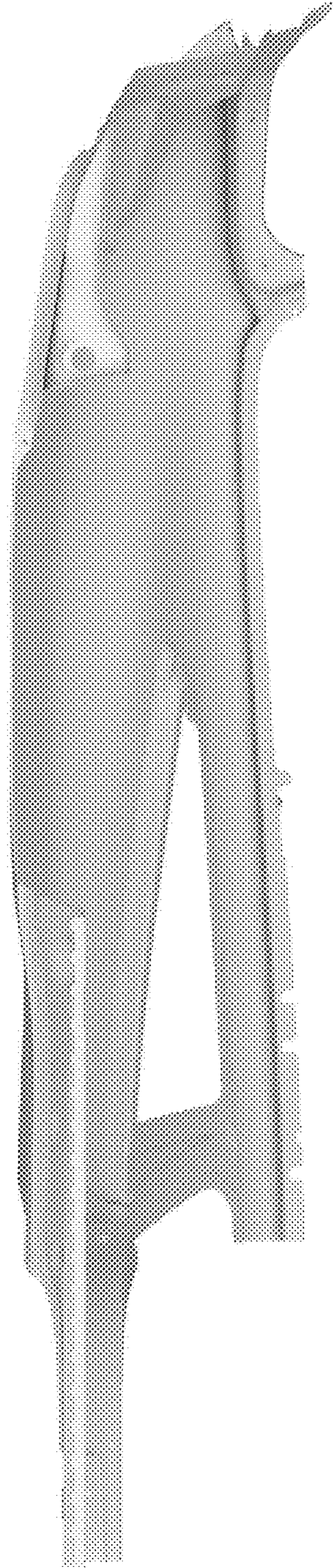


Fig. 7



Fig. 8