



US00D929280S

(12) **United States Design Patent** (10) **Patent No.:** **US D929,280 S**
Piaskowski et al. (45) **Date of Patent:** **** Aug. 31, 2021**

(54) **VEHICLE FENDER**

(71) Applicant: **Ford Global Technologies, LLC**,
Dearborn, MI (US)

(72) Inventors: **Joel Piaskowski**, Birmingham, MI
(US); **Gordon M. Platto**, Troy, MI
(US); **Jason Castriota**, Stamford, CT
(US); **Christopher G. Walter**, Traverse
City, MI (US); **Murat Gueler**, Pulheim
(DE); **Colin R. Bonathan**, Dearborn,
MI (US); **Omead Dorandishyazdi**,
Superior Township, MI (US); **Aditya
Narayan**, Detroit, MI (US)

(73) Assignee: **Ford Global Technologies, LLC**,
Dearborn, MI (US)

(**) Term: **15 Years**

(21) Appl. No.: **29/708,966**

(22) Filed: **Oct. 10, 2019**

(51) **LOC (13) Cl.** **12-16**

(52) **U.S. Cl.**
USPC **D12/184**

(58) **Field of Classification Search**
USPC ... D12/1, 14, 82, 85, 86, 88, 89, 90, 91, 92,
D12/93, 96, 97, 98, 99, 164, 167, 169,
D12/170, 171, 172, 173, 181, 184, 185,
D12/190, 192, 196, 400; D21/533, 548,
D21/552, 561
CPC B62D 25/02; B62D 25/04; B62D 25/16;
B62D 25/18; B62D 25/161; B62D
25/168; B62D 25/182; B60J 5/00; B60J
5/02; B60J 5/04; B60J 5/10; B60R 19/00
See application file for complete search history.

(56) **References Cited**

U.S. PATENT DOCUMENTS

D489,656 S * 5/2004 Kneefel D12/184
D493,393 S * 7/2004 Kneefel D12/184

D511,486 S * 11/2005 Nagashima D12/196
D561,667 S * 2/2008 Platto D12/184
D567,159 S * 4/2008 Saridakis D12/184
D571,269 S * 6/2008 Baum D12/184
D603,773 S * 11/2009 Schiavone D12/184
D607,797 S * 1/2010 Walter D12/184
D609,150 S * 2/2010 Krugger D12/184
D665,319 S * 8/2012 Huet D12/184

(Continued)

OTHER PUBLICATIONS

Mustang Mach-E, Published date unavailable [online], [retrieved on
May 16, 2021], Retrieved from the Internet: https://mach-e.ford.com/#/app/en-US/cgw01-yyw/acmra_vs-kx/pn4hz/3essj (Year: 2021).*

(Continued)

Primary Examiner — Christian P. McLean

Assistant Examiner — Adam C Mager

(74) *Attorney, Agent, or Firm* — Michael Spenner


(57) **CLAIM**

The ornamental design for a vehicle fender, as shown and
described.

DESCRIPTION

FIG. 1 is a front elevational view of a vehicle fender,
showing our new design;
FIG. 2 is a left side elevational view thereof;
FIG. 3 is a right side elevational view thereof;
FIG. 4 is a top plan view thereof;
FIG. 5 is a bottom plan view thereof;
FIG. 6 is a top, front and left side perspective view thereof;
and,
FIG. 7 is a top, rear and right side perspective view thereof.
The claimed design is indicated by the relatively dark
portions in the figures. The de-emphasized and relatively
light portions form no part of the claimed design.

1 Claim, 7 Drawing Sheets



(56)

References Cited

U.S. PATENT DOCUMENTS

D686,552 S * 7/2013 Weil D12/184
 D707,600 S * 6/2014 Johnson D12/184
 D709,010 S * 7/2014 Mays D12/184
 D711,300 S * 8/2014 Laviolette D12/184
 D712,811 S * 9/2014 Selvaag D12/184
 D716,708 S * 11/2014 Beermann D12/184
 D731,373 S * 6/2015 Howell D12/184
 D735,101 S * 7/2015 Nissl D12/184
 D746,742 S * 1/2016 Curie D12/184
 D748,023 S * 1/2016 Nissl D12/184
 D762,151 S * 7/2016 Luk D12/184
 D817,829 S * 5/2018 Behmer D12/184
 D827,527 S * 9/2018 Loeb D12/184
 D828,254 S * 9/2018 Simm D12/184
 D841,542 S * 2/2019 Koo D12/184
 D843,284 S * 3/2019 Smith D12/184
 D848,330 S * 5/2019 Buckingham D12/181

D854,988 S * 7/2019 Krieg D12/184
 D854,989 S * 7/2019 Sarremejean D12/184
 D855,522 S * 8/2019 Thogersen D12/184
 D856,231 S * 8/2019 Buck D12/184
 D856,232 S * 8/2019 Smith D12/184
 D860,084 S * 9/2019 Kezha D12/184
 D887,928 S * 6/2020 Metros D12/184
 D904,950 S * 12/2020 Al Attar D12/184

OTHER PUBLICATIONS

Meghan Drummond, 2020 Mustang Hybrid, <https://www.cjponyparts.com/resources/2020-mustang-hybrid> Sep. 13, 2019.
 Andrew Krok, Ford's 'Mustang-inspired' electric SUV: Everything we know, <https://www.cnet.com/roadshow/news/ford-mustang-inspired-electric-sub-details-rumors> Oct. 2, 2019.
 Ford News Clips—Briefing, Ford's EV Strategy takes Shape in Search for Popularity and Profit, Sep. 3, 2019.

* cited by examiner

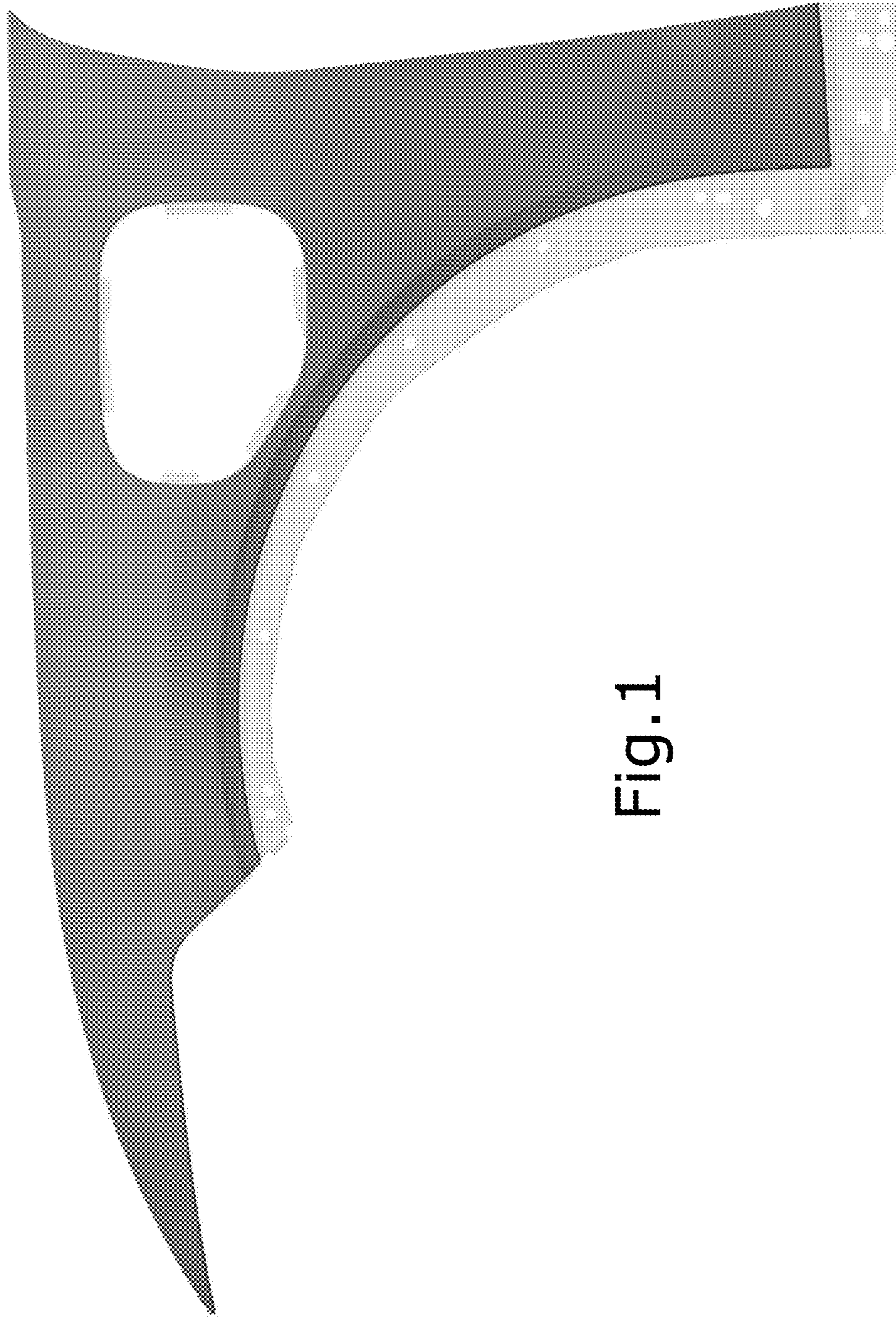


Fig. 1

Fig. 2






Fig. 3





Fig.4

Fig. 5



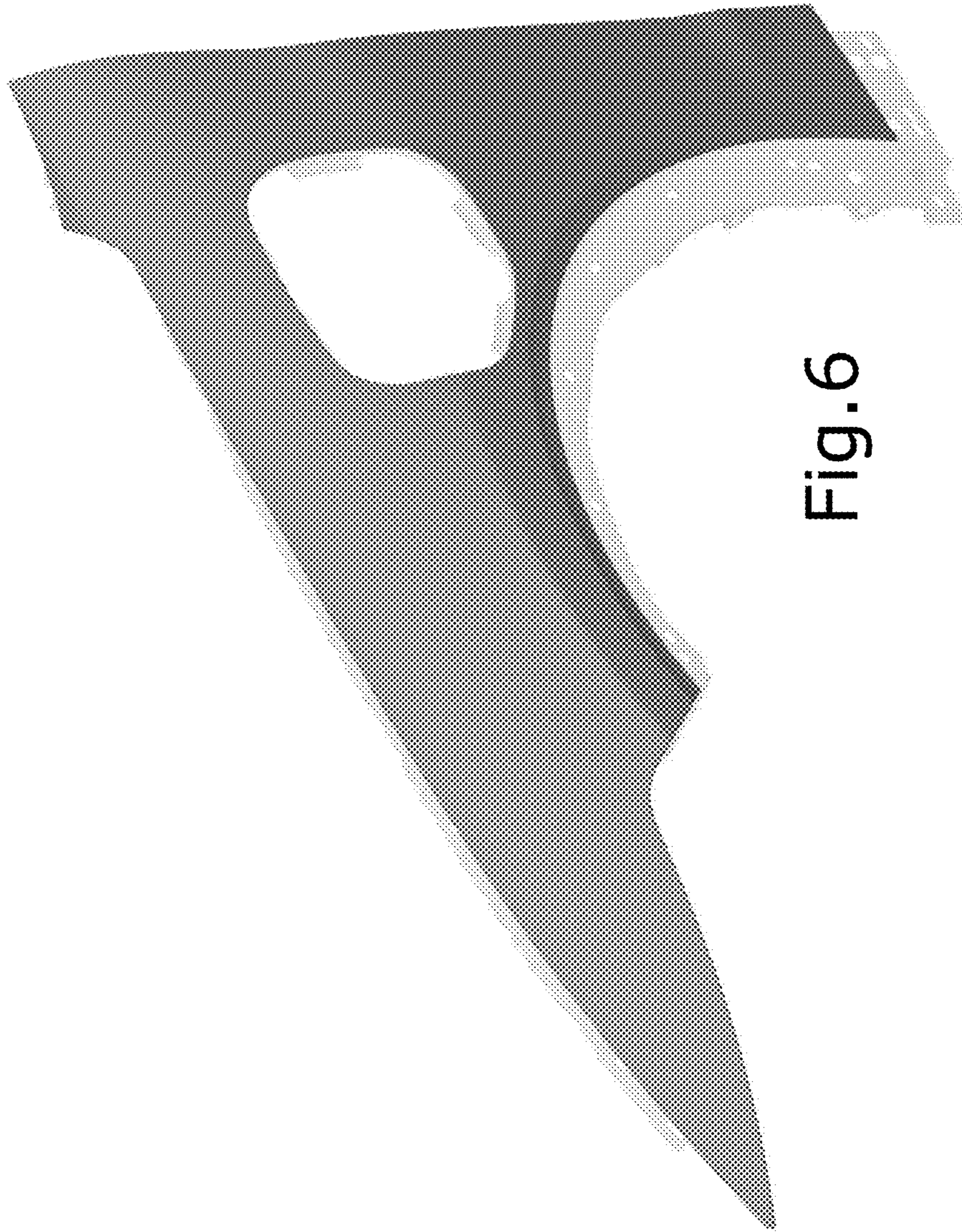


Fig. 6

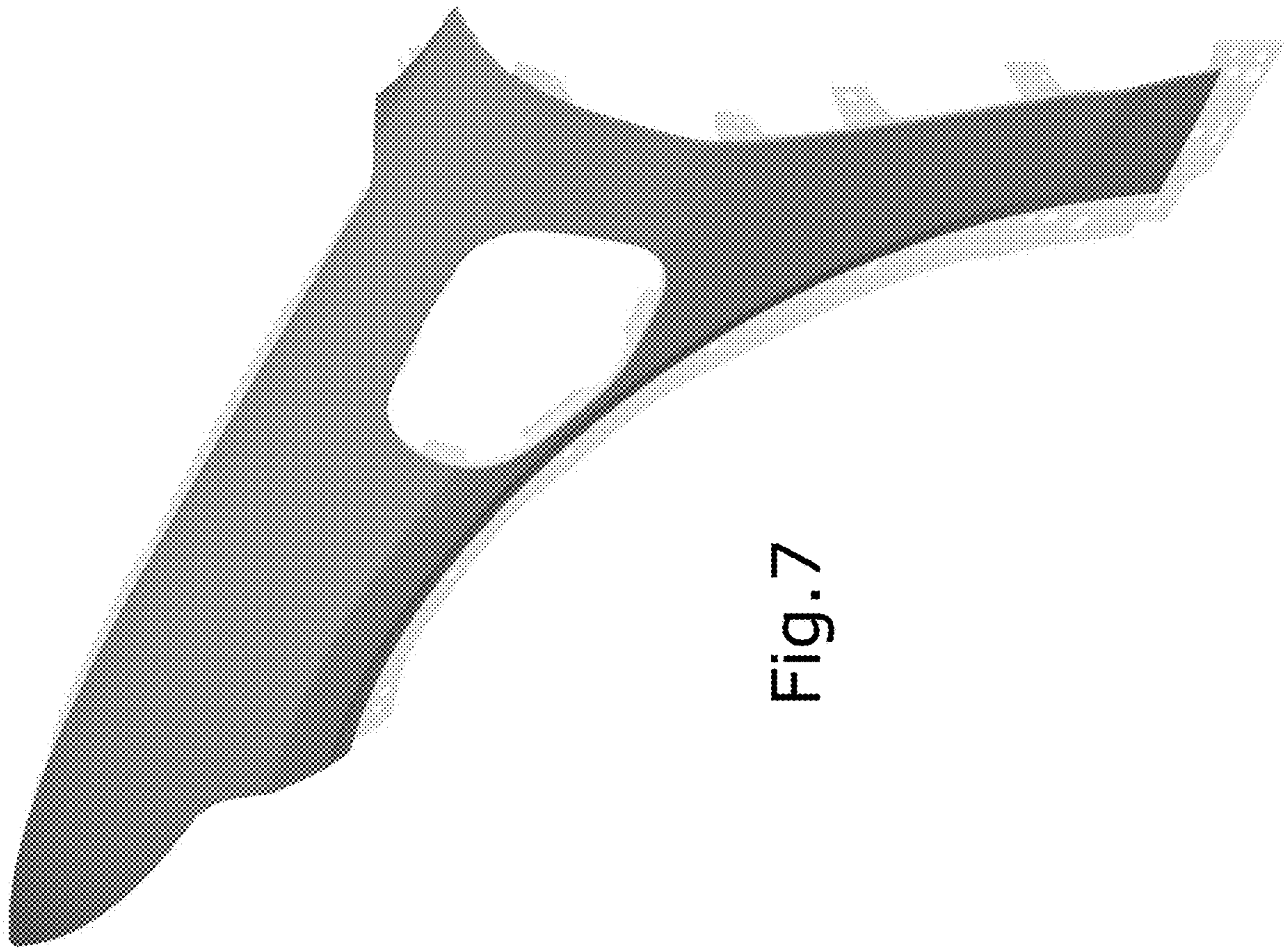


Fig. 7