



US00D929260S

(12) **United States Design Patent**  
**Piaskowski et al.**

(10) **Patent No.:** **US D929,260 S**

(45) **Date of Patent:** **\*\* Aug. 31, 2021**

(54) **MOTOR VEHICLE, TOY REPLICA AND/OR OTHER REPLICA**

(71) Applicant: **Ford Global Technologies, LLC,**  
Dearborn, MI (US)

(72) Inventors: **Joel Piaskowski,** Birmingham, MI (US); **Gordon Platto,** Troy, MI (US); **Eric Stoddard,** Birmingham, MI (US); **Anthony Colard,** Dearborn, MI (US); **Christopher Stevens,** Detroit, MI (US); **Nima Nourian,** Bloomfield, MI (US); **Mark Kaski,** Royal Oak, MI (US)

(73) Assignee: **Ford Global Technologies, LLC,**  
Dearborn, MI (US)

(\*\*) Term: **15 Years**

(21) Appl. No.: **29/730,065**

(22) Filed: **Apr. 1, 2020**

(51) **LOC (13) Cl.** ..... **12-08**

(52) **U.S. Cl.**  
USPC ..... **D12/92**

(58) **Field of Classification Search**  
USPC ..... D12/86, 90-92; D21/424, 433, 434;  
296/181.1-181.5, 183.1  
CPC ..... B62D 25/00; B62D 25/06; B62D 33/00;  
B62D 35/00  
See application file for complete search history.

(56) **References Cited**

**U.S. PATENT DOCUMENTS**

D710,762 S \* 8/2014 Mays ..... D12/92  
D714,690 S \* 10/2014 Mays ..... D12/92

D724,494 S \* 3/2015 Kaoud ..... D12/92  
D741,228 S \* 10/2015 Curic ..... D12/92  
D741,229 S \* 10/2015 Curic ..... D12/92  
D814,976 S \* 4/2018 Behmer ..... D12/92  
D821,921 S \* 7/2018 Scully ..... D12/92  
D821,922 S \* 7/2018 Behmer ..... D12/92  
D835,005 S \* 12/2018 Behmer ..... D12/92  
D890,630 S \* 7/2020 Metros ..... D12/88  
D890,631 S \* 7/2020 Quach ..... D12/88  
D913,850 S \* 3/2021 Piaskowski ..... D12/91  
D913,851 S \* 3/2021 Piaskowski ..... D12/91  
D916,624 S \* 4/2021 Piaskowski ..... D12/91

\* cited by examiner

*Primary Examiner* — Melody N Brown

(74) *Attorney, Agent, or Firm* — Michael Spenner


(57) **CLAIM**

The ornamental design for a motor vehicle, toy replica and/or other replica, as shown and described.

**DESCRIPTION**

FIG. 1 is a front elevational view of a motor vehicle, toy replica and/or other replica showing our new design;  
FIG. 2 is a rear elevational view thereof;  
FIG. 3 is a left side elevational view thereof;  
FIG. 4 is a right side elevational view thereof;  
FIG. 5 is a top plan view thereof.  
FIG. 6 is a top, front, and left side perspective view thereof;  
and,  
FIG. 7 is a top, rear, and left side perspective view thereof.  
The claimed design is indicated by the relatively dark portions in the figures. The de-emphasized and relatively light portions form no part of the claimed design.

**1 Claim, 7 Drawing Sheets**






Fig. 1

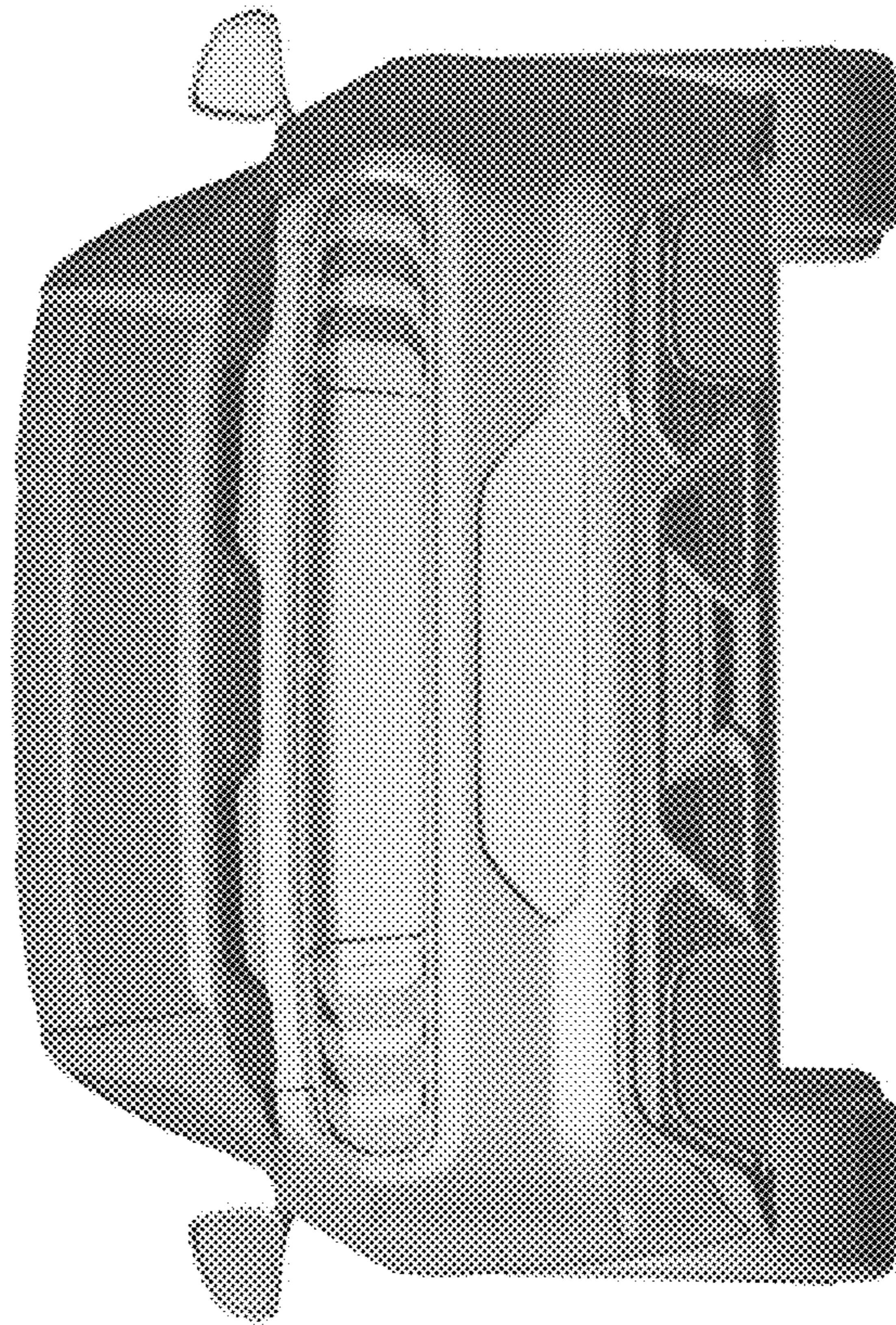


Fig.2




Fig. 3




Fig.4

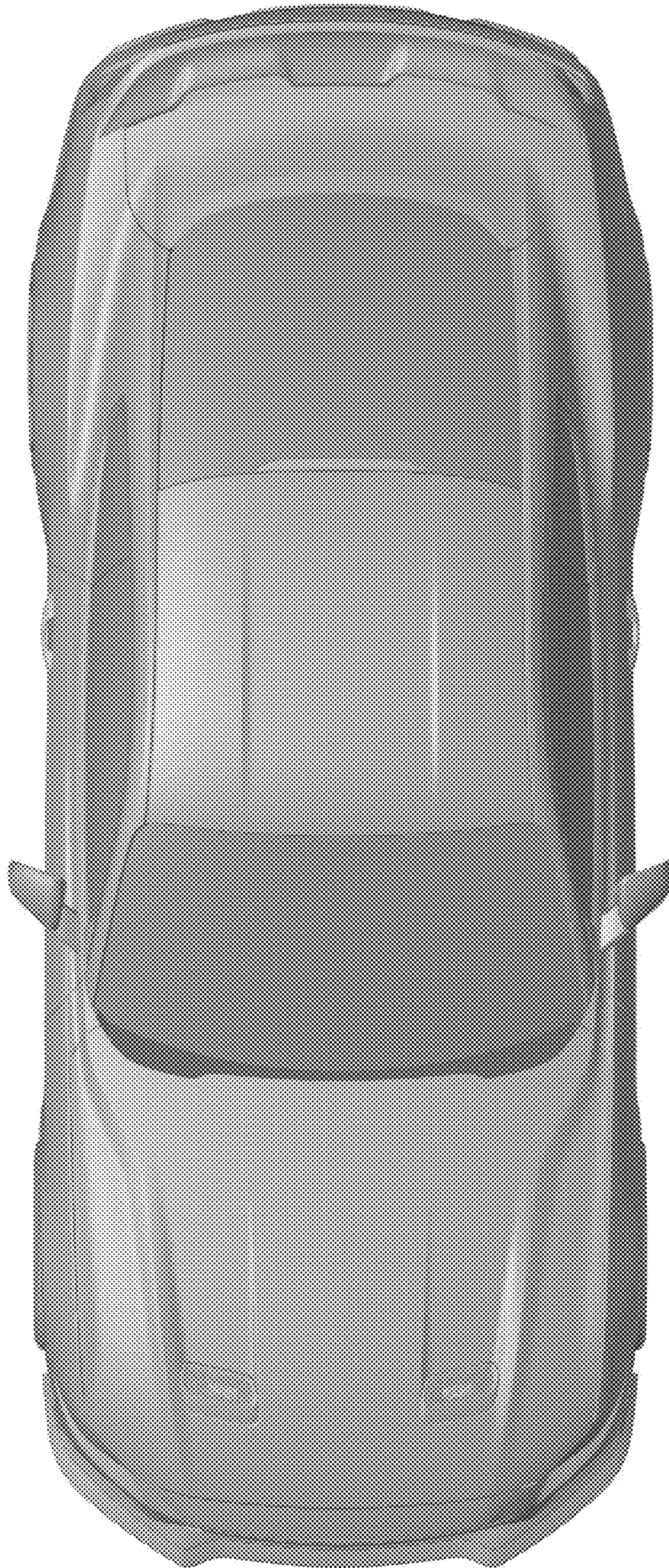


Fig. 5



Fig. 6

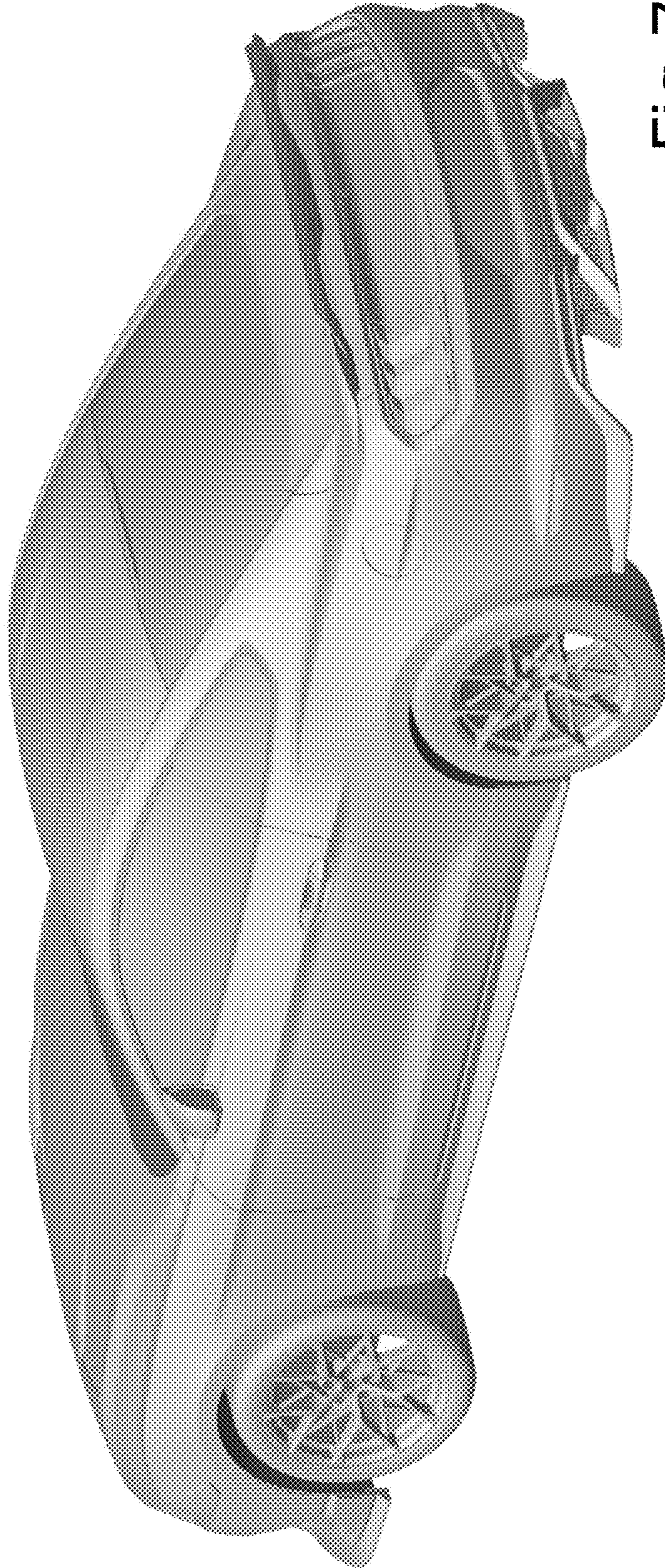


Fig. 7