



US00D929231S

(12) **United States Design Patent**
Saltz

(10) **Patent No.:** **US D929,231 S**

(45) **Date of Patent:** **** Aug. 31, 2021**

(54) **CONTAINER**

(71) Applicant: **TricorBraun Inc.**, St. Louis, MO (US)

(72) Inventor: **Craig Saltz**, Toronto (CA)

(73) Assignee: **TricorBraun Inc.**, St. Louis, MO (US)

(**) Term: **15 Years**

(21) Appl. No.: **29/723,069**

(22) Filed: **Feb. 4, 2020**

(51) **LOC (13) Cl.** **09-01**

(52) **U.S. Cl.**

USPC **D9/500**

(58) **Field of Classification Search**

USPC D9/500-505, 519, 521, 529, 537,
D9/544-546, 549, 550, 556, 573-575,
D9/682, 688, 690, 767, 772, 777, 783,
D9/689, 520, 551, 552, 558, 557; D28/7,
D28/85; D7/509-511, 523

CPC B21D 51/26; B21D 51/2615; B21D 22/28;
B65D 1/0246; B65D 41/04; F25D 3/08

See application file for complete search history.

(56) **References Cited**

U.S. PATENT DOCUMENTS

D16,578 S *	3/1886	Estes	D9/504
D130,199 S *	10/1941	Mamluk	D9/544
2,945,361 A *	7/1960	Miller	F25C 1/22
				D9/503
3,526,335 A *	9/1970	Swett	B65D 81/36
				D7/523
3,556,341 A *	1/1971	Rains	A47G 19/2272
				D7/510
D223,703 S *	5/1972	Cheladze	D7/523
3,755,030 A *	8/1973	Doman	B29C 65/0672
				D7/523
3,804,281 A *	4/1974	Eckdahl	B65D 1/265
				D7/523

3,810,557 A *	5/1974	Cline	B65D 11/16
				D7/523
D286,072 S *	10/1986	Miller	D7/523
D330,429 S *	10/1992	Lewis	D9/500
D351,337 S *	10/1994	Bonnema	D9/500
D500,952 S *	1/2005	Moore	D9/504
D656,823 S *	4/2012	Kriegel	D9/503
D698,244 S *	1/2014	Lin	D9/500
D703,052 S *	4/2014	Park	D9/503
D703,053 S *	4/2014	Park	D9/503
D741,603 S *	10/2015	Mehta	F25C 1/22
				D9/503
D747,619 S *	1/2016	Hampton	D7/510

(Continued)

Primary Examiner — Brett Miller

Assistant Examiner — Rani J Abdallah

(74) *Attorney, Agent, or Firm* — Husch Blackwell LLP

(57) **CLAIM**

I claim the ornamental design for a container, as shown and described.

DESCRIPTION

FIG. 1 is a perspective view of a first embodiment of a container;

FIG. 2 is a side view thereof, the remaining side views being identical thereto;

FIG. 3 is a bottom view thereof;

FIG. 4 is a top view thereof;

FIG. 5 is a section view thereof taken along the line 5-5 in FIG. 1;

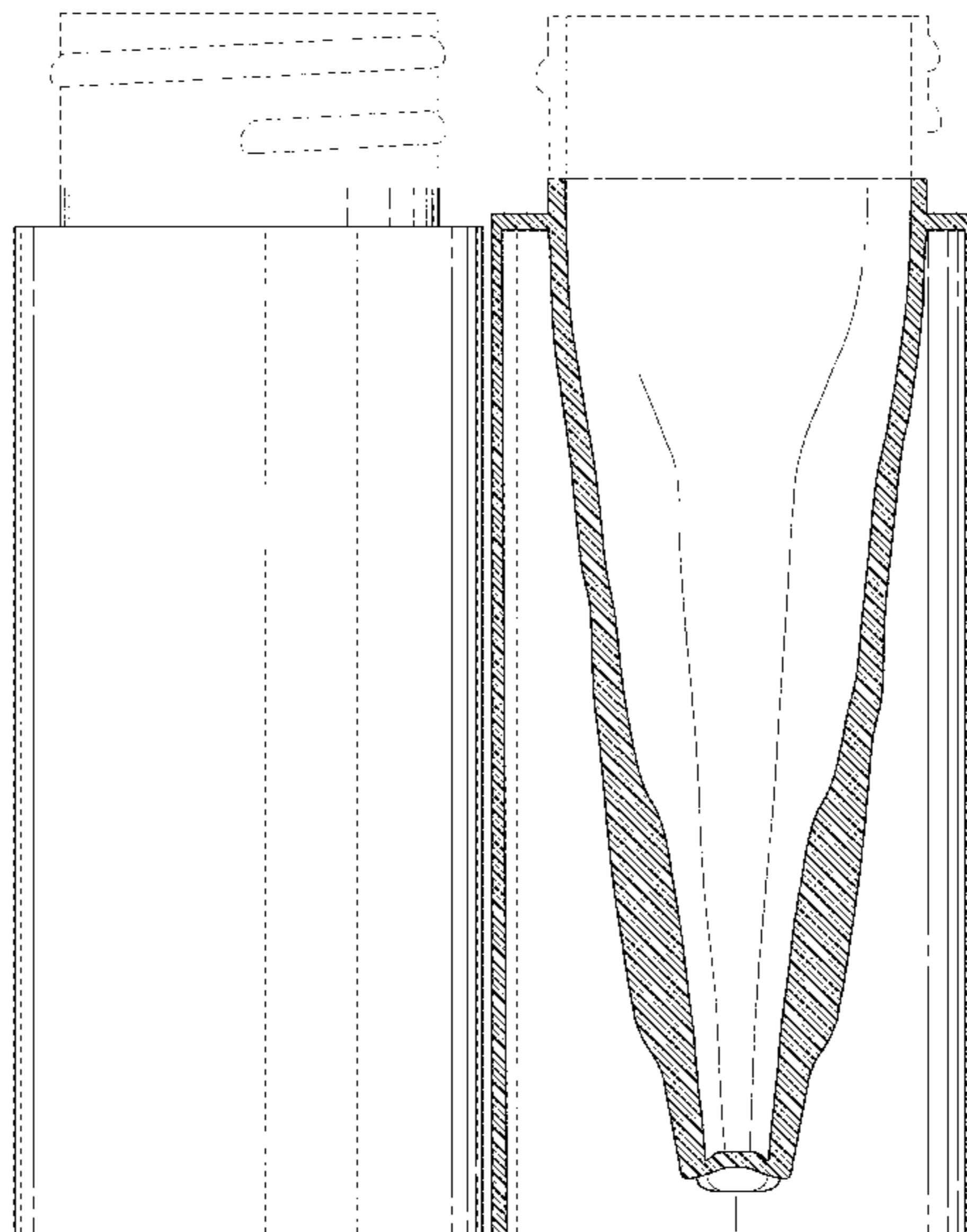
FIG. 6 is a section view thereof taken along the line 6-6 in FIG. 1;

FIG. 7 is section view thereof taken along the line 7-7 in FIG. 1; and,

FIG. 8 is a section view thereof taken along the line 8-8 in FIG. 1.

The broken lines shown in the drawing views are included for the purpose of showing environmental structure that forms no part of the claimed design.

1 Claim, 7 Drawing Sheets



(56)

References Cited

U.S. PATENT DOCUMENTS

D777,575 S * 1/2017 Harada D9/503
D786,679 S * 5/2017 Barroso Miana D9/504
9,802,806 B2 * 10/2017 Hewitt F25D 3/08
D804,950 S * 12/2017 Spurrier B65D 11/16
D9/500
D813,678 S * 3/2018 Kalagher B65D 1/265
D9/504
D816,203 S * 4/2018 Valentino B29C 65/0672
D9/500
D817,763 S * 5/2018 Isaksen D9/500
D819,894 S * 6/2018 Sung A47G 19/2272
D9/504
D825,336 S * 8/2018 Spurrier B65D 81/36
D9/500

* cited by examiner

FIG. 1

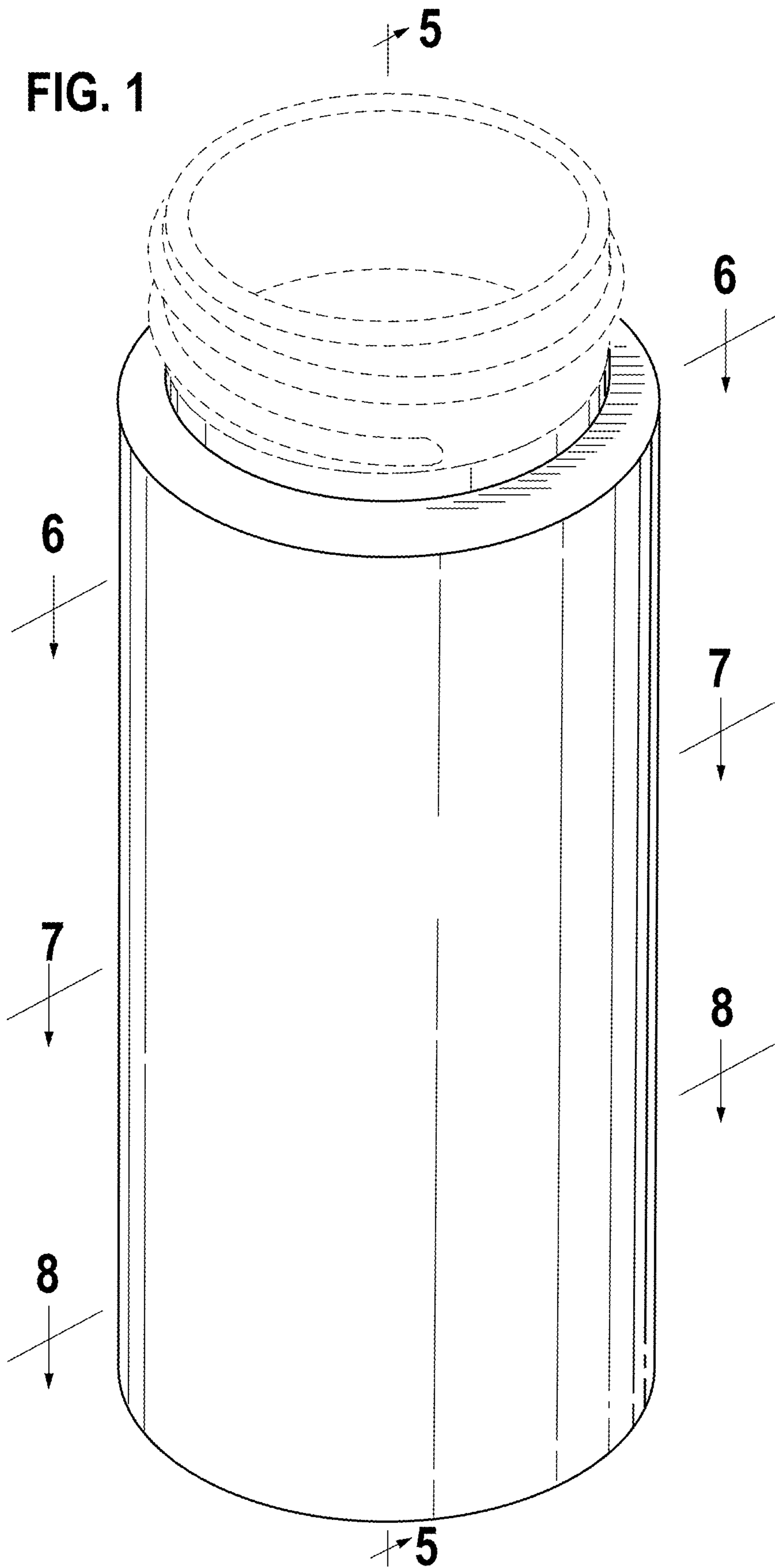


FIG. 2




FIG. 3

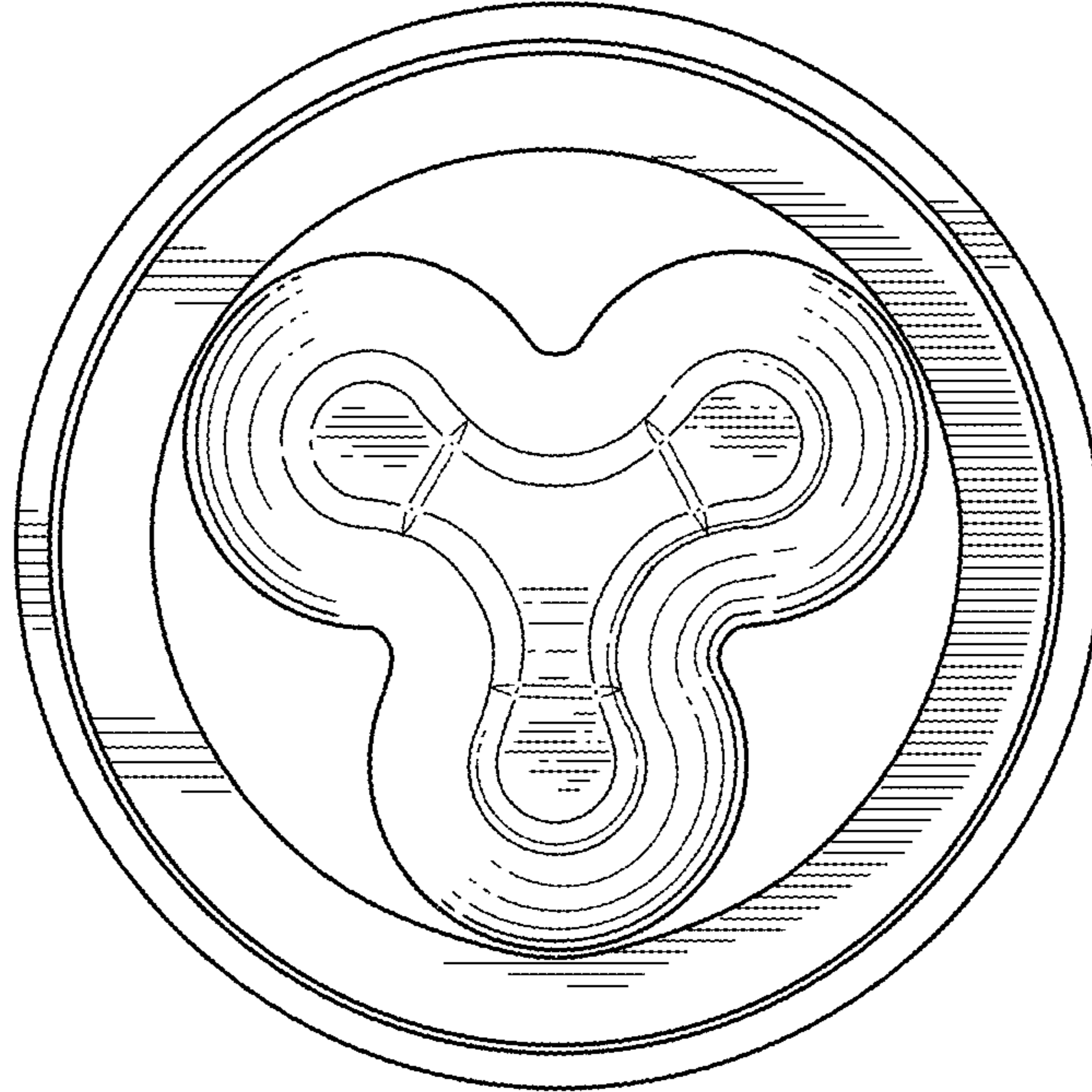


FIG. 4

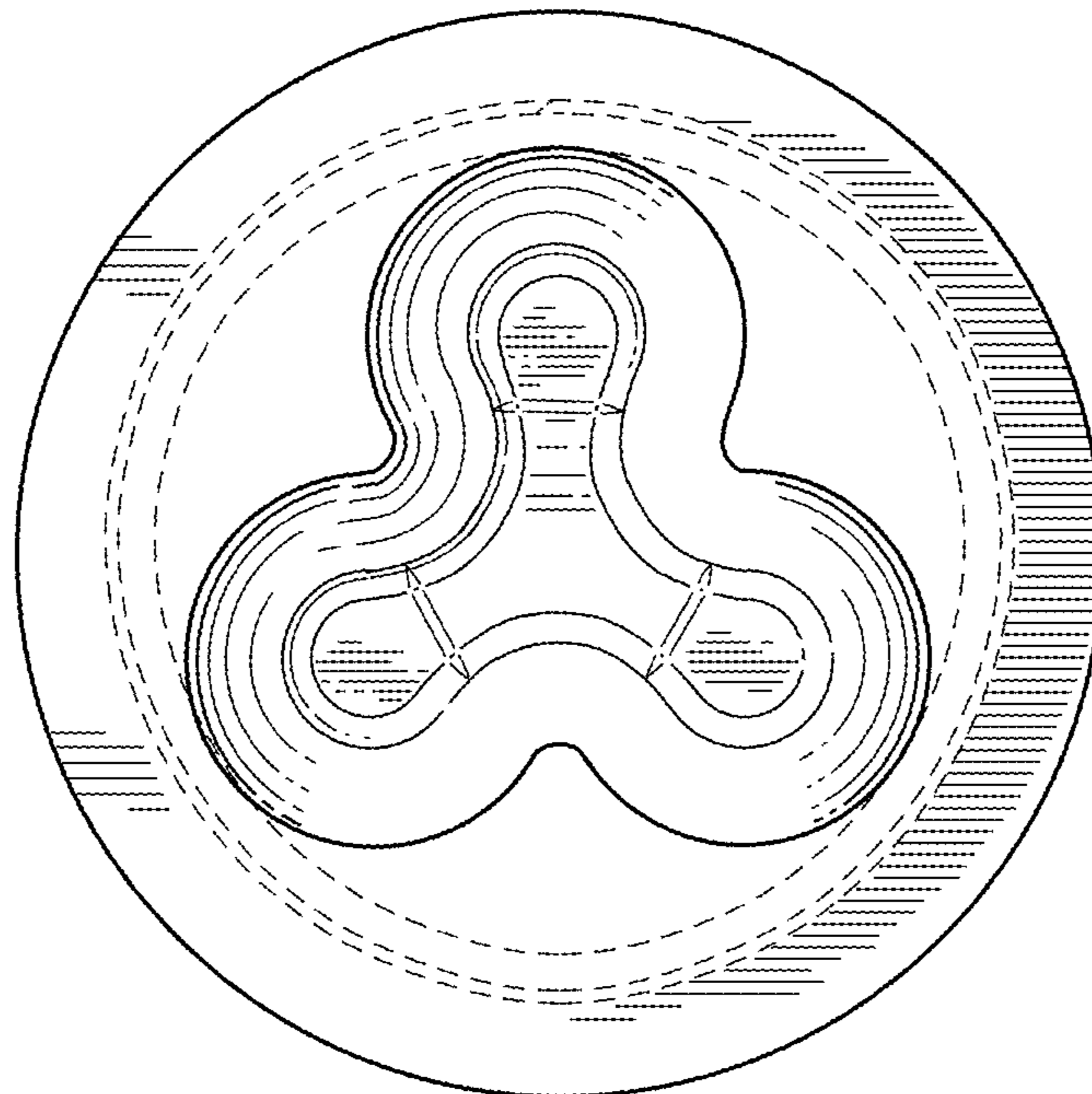


FIG. 5

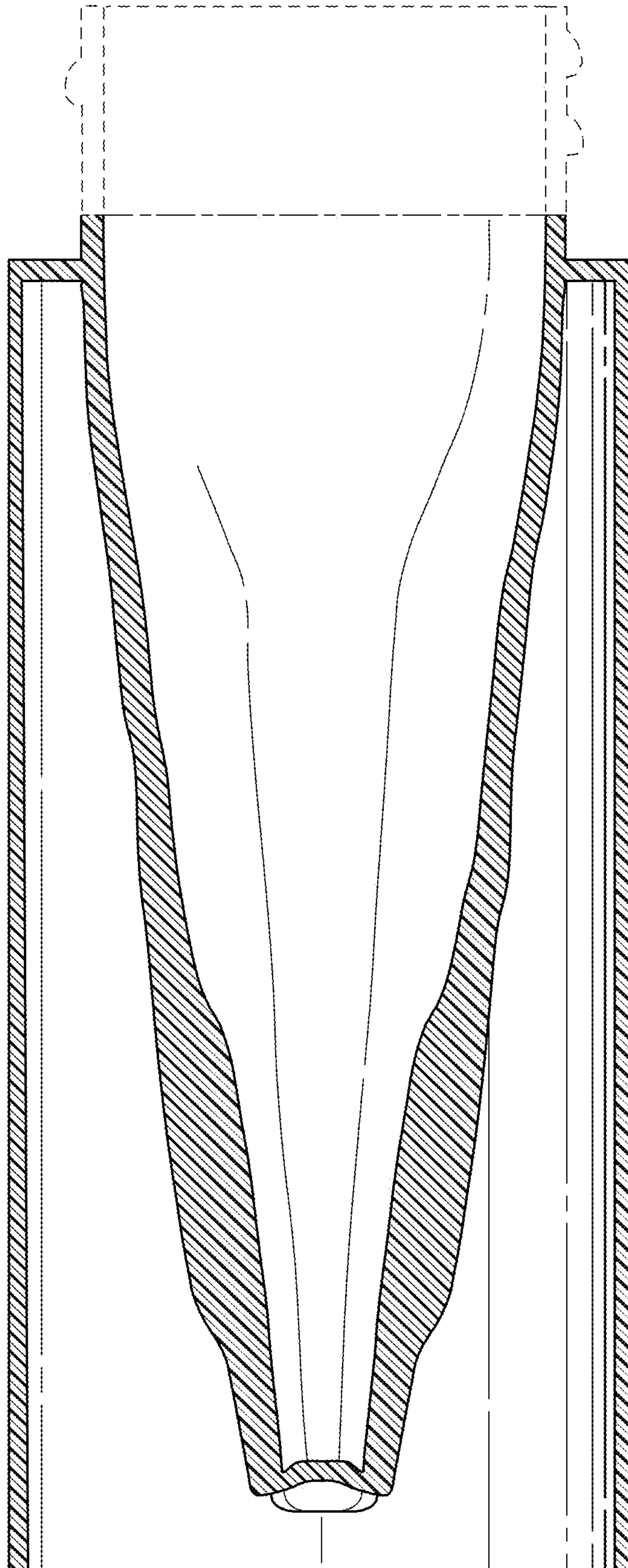


FIG. 6




FIG. 7




FIG. 8

