



US00D929221S

(12) **United States Design Patent** (10) **Patent No.:** **US D929,221 S**  
**Keogh et al.** (45) **Date of Patent:** **\*\* Aug. 31, 2021**

(54) **STAND PACKAGING**  
(71) Applicant: **GPK Enterprises**, Scotch Plains, NJ (US)  
(72) Inventors: **Geraldine Keogh**, Stirling, NJ (US); **Lindsay Smith**, Mendham, NJ (US)  
(73) Assignee: **GPK Enterprises**, Scotch Plains, NJ (US)

D602,669 S \* 10/2009 Gardner ..... D34/7  
D640,133 S \* 6/2011 Jones ..... D9/430  
D772,055 S \* 11/2016 O'Dowd ..... D9/430  
D786,668 S \* 5/2017 Cornaglia ..... D9/430  
D818,179 S \* 5/2018 Amato ..... D26/88  
D849,530 S \* 5/2019 Fremgen ..... D9/430  
D893,997 S \* 8/2020 Ryan ..... D9/430  
D896,655 S \* 9/2020 Hudson ..... D9/559  
2010/0301108 A1 \* 12/2010 Wisecarver ..... B65D 5/566  
229/174  
2020/0337476 A1 \* 10/2020 Keogh ..... A47F 7/0071

(\*\*) Term: **15 Years**  
(21) Appl. No.: **29/740,003**  
(22) Filed: **Jun. 30, 2020**

**OTHER PUBLICATIONS**

Hexagon Box with Scallop Lid Digital Download SVG & Pdf.  
[online] Retrieved Dec. 18, 2020 from URL: <https://www.etsy.com/listing/730277798/hexagon-box-with-scallop-lid-digital>.\*

\* cited by examiner

**Related U.S. Application Data**

(63) Continuation of application No. 16/397,834, filed on Apr. 29, 2019, now Pat. No. 10,835,057.

*Primary Examiner* — Vy N Koenig  
(74) *Attorney, Agent, or Firm* — Gearhart Law LLC

(51) **LOC (13) Cl.** ..... **09-03**  
(52) **U.S. Cl.**  
USPC ..... **D9/430**

(57) **CLAIM**

The ornamental design for a stand packaging, as shown and described.

(58) **Field of Classification Search**  
USPC ..... D9/414–423, 424–429, 430–433, 434, D9/456, 457, 711, 713, 721–722, 737, D9/756, 758, 759, 760; D3/272–274; D20/10, 22, 27, 40, 42  
CPC ... B65D 5/00; B65D 5/02; B65D 5/18; B65D 5/20  
See application file for complete search history.


**DESCRIPTION**

FIG. 1 depicts a top plan view of a stand packaging showing our new design.  
FIG. 2 depicts a bottom plan view thereof.  
FIG. 3 depicts a front elevation view thereof.  
FIG. 4 depicts a rear elevation view thereof.  
FIG. 5 depicts a right elevation view thereof.  
FIG. 6 depicts a left elevation view thereof; and,  
FIG. 7 depicts a perspective view thereof.  
The dashed lines shown in the drawings depict portions of the stand packaging that form no part of the claimed design.

(56) **References Cited**  
U.S. PATENT DOCUMENTS

1,892,715 A \* 1/1933 Wellman ..... B65D 5/02  
229/109  
D328,168 S \* 7/1992 Bartle ..... D34/1

**1 Claim, 7 Drawing Sheets**



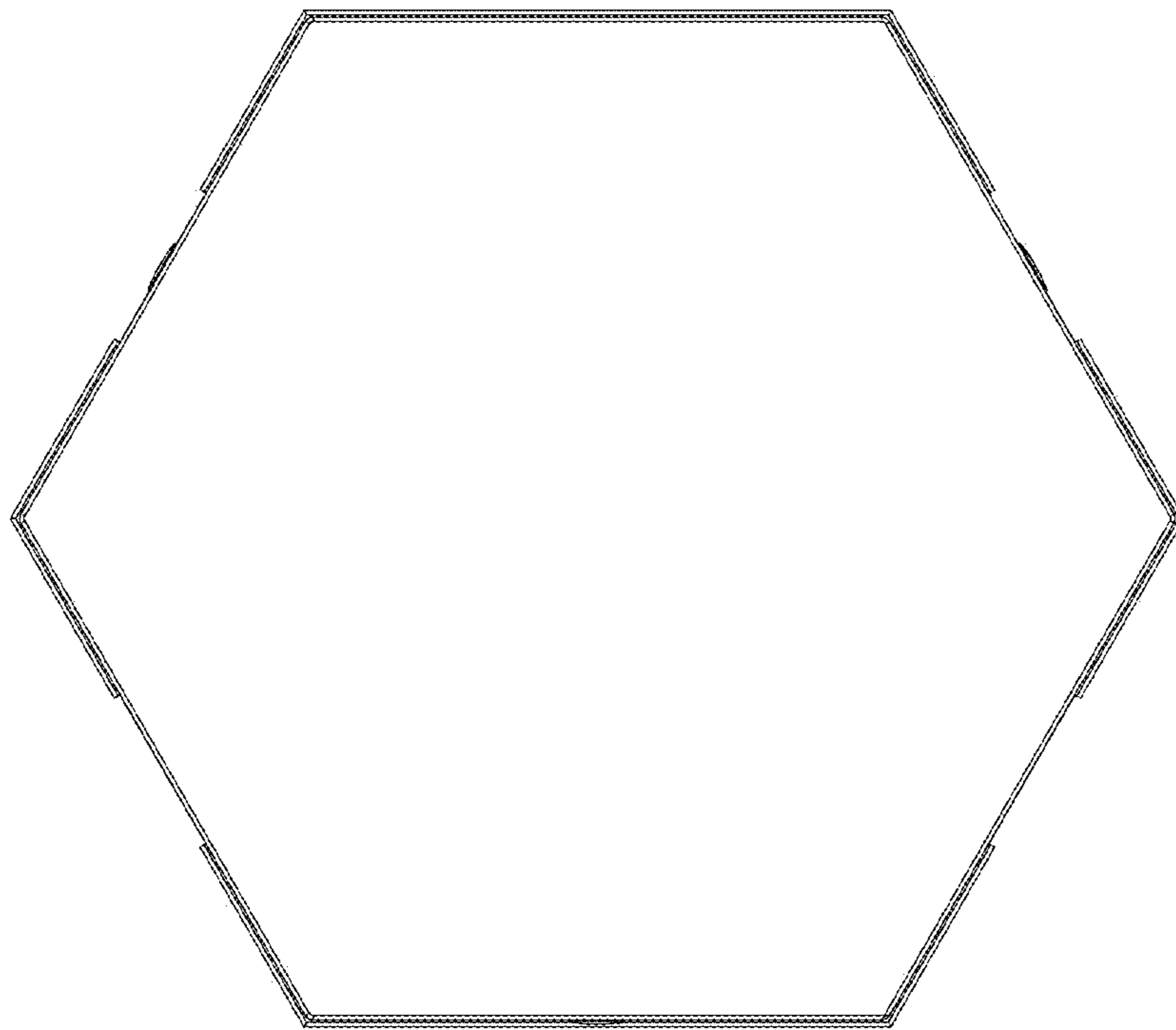


FIG.1

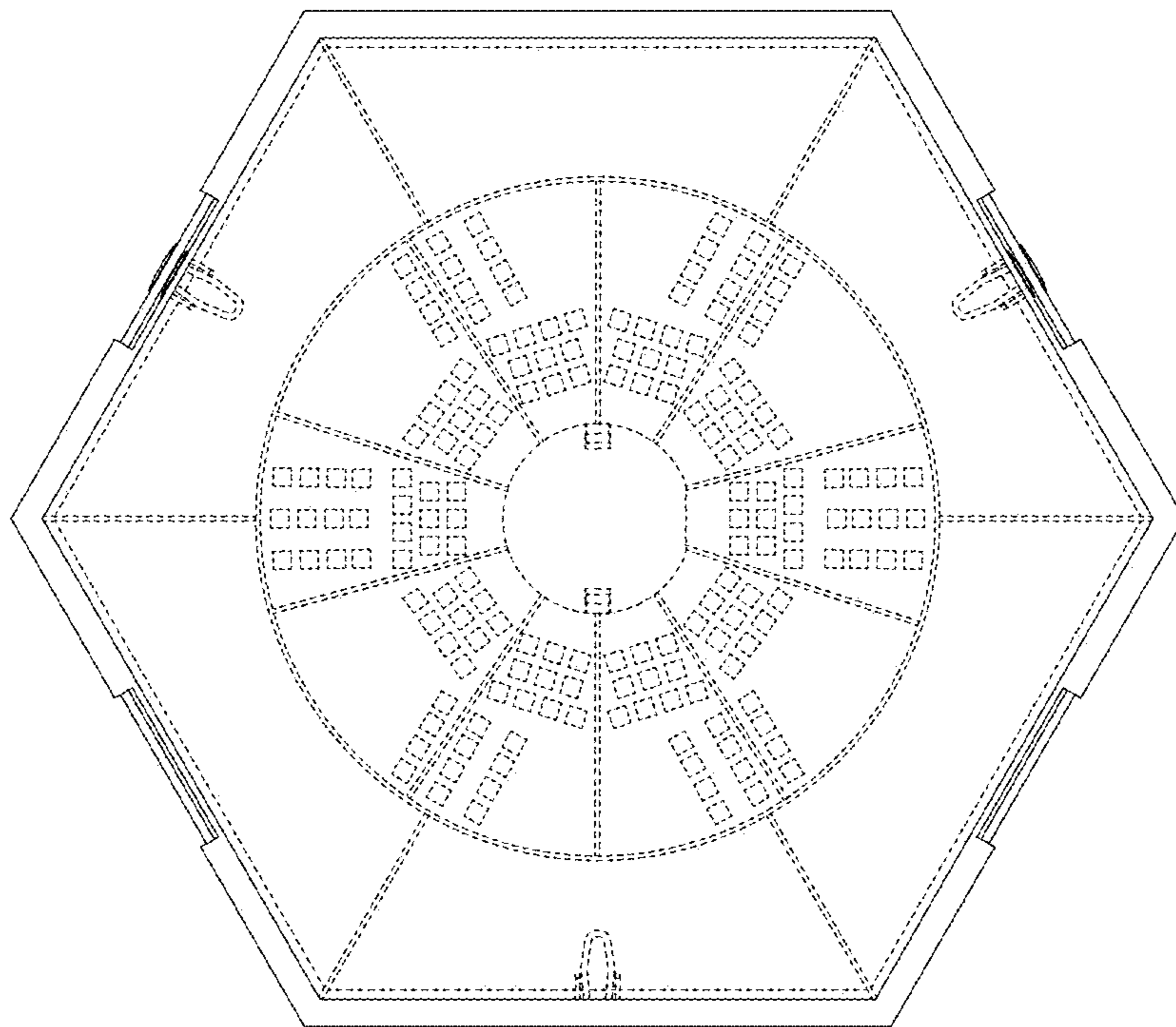


FIG.2




FIG.3




FIG.4




FIG.5




FIG.6




FIG.7