



US00D929213S

(12) **United States Design Patent**  
**Smed**

(10) **Patent No.:** **US D929,213 S**

(45) **Date of Patent:** **\*\* Aug. 31, 2021**

- (54) **FLOORING SUPPORT**
- (71) Applicant: **Ole Falk Smed**, Calgary (CA)
- (72) Inventor: **Ole Falk Smed**, Calgary (CA)
- (\*\*) Term: **15 Years**
- (21) Appl. No.: **29/697,234**
- (22) Filed: **Jul. 5, 2019**
- (51) **LOC (13) Cl.** ..... **08-05**
- (52) **U.S. Cl.**  
USPC ..... **D8/380**
- (58) **Field of Classification Search**  
USPC ..... D8/354, 380  
CPC ..... E04F 15/024; E04F 15/02447; E04F  
15/02458; E04F 15/02464; E04F  
15/02494  
See application file for complete search history.

- 9,038,324 B2 \* 5/2015 Kugler ..... E04F 15/02458  
52/126.6
- 9,284,693 B2 \* 3/2016 Tabibnia ..... E04B 5/48
- 9,874,029 B2 \* 1/2018 Kugler ..... E04F 15/0247
- 10,106,991 B2 \* 10/2018 Dombrowski ..... E04D 11/007

\* cited by examiner

*Primary Examiner* — Doris Clark

(74) *Attorney, Agent, or Firm* — Carl A. Hjort, III

(57) **CLAIM**

The ornamental design for a flooring support, as shown and described.

**DESCRIPTION**

FIG. 1 is a bottom view of a flooring support according to the present design;  
 FIG. 2 is a side view of a flooring support according to the present design, all other side views being mirror images thereof;  
 FIG. 3 is a top perspective view of a flooring support according to the present design; and,  
 FIG. 4 is a top view of a flooring support according to the present design.

(56) **References Cited**

**U.S. PATENT DOCUMENTS**

- D595,567 S \* 7/2009 Riding ..... D8/380
- D723,904 S \* 3/2015 Cave ..... D8/380
- D725,460 S \* 3/2015 Parham ..... D8/380

**1 Claim, 4 Drawing Sheets**

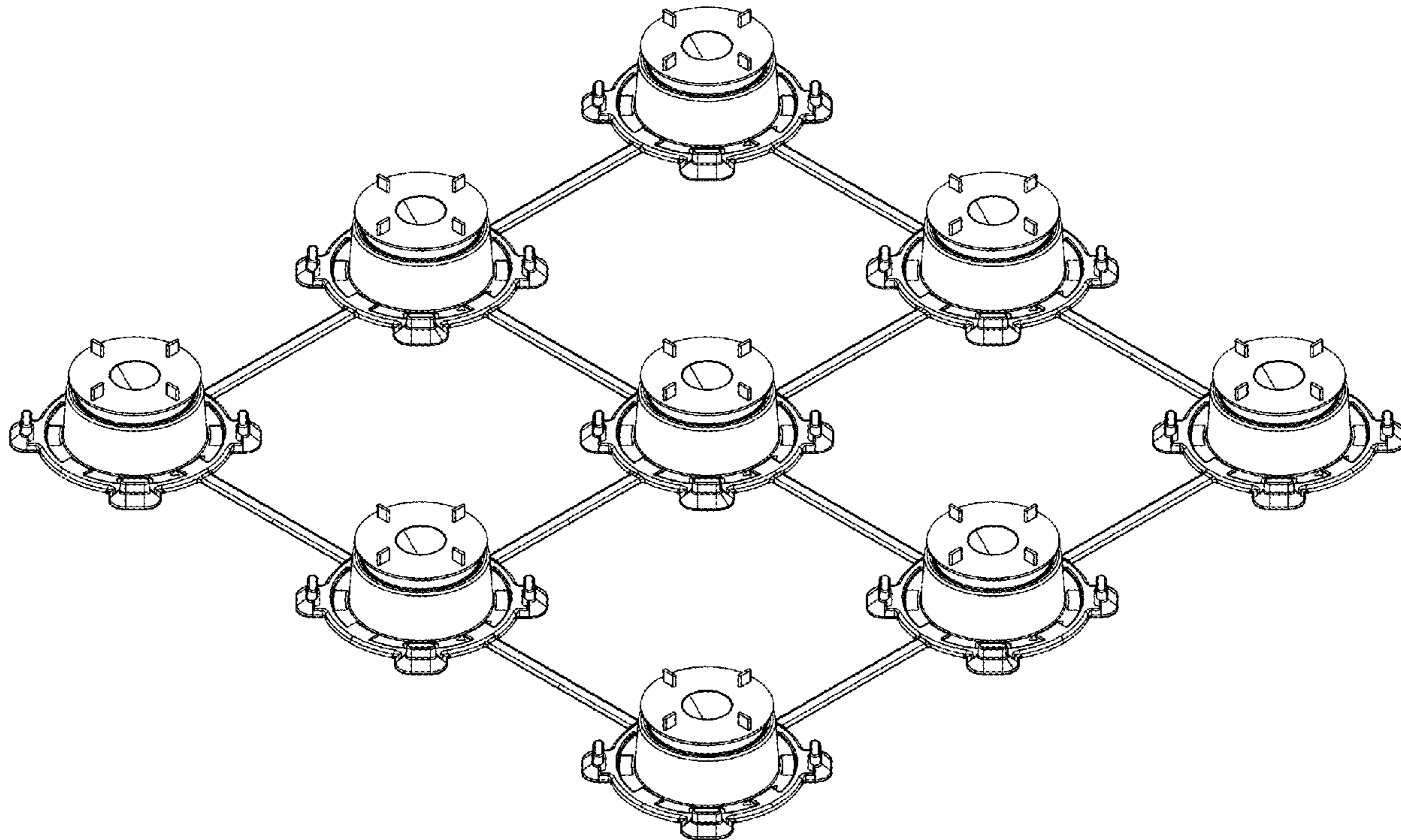


Fig. 1


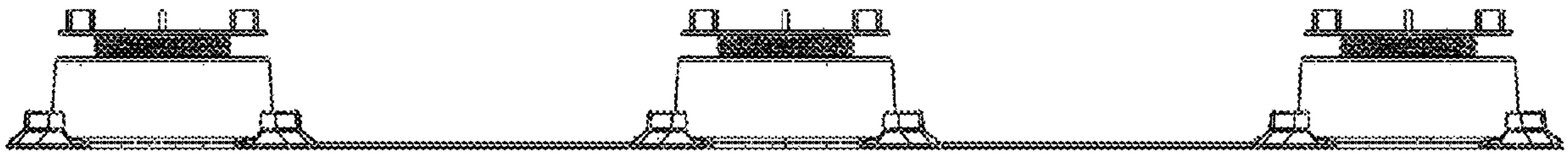


Fig. 2



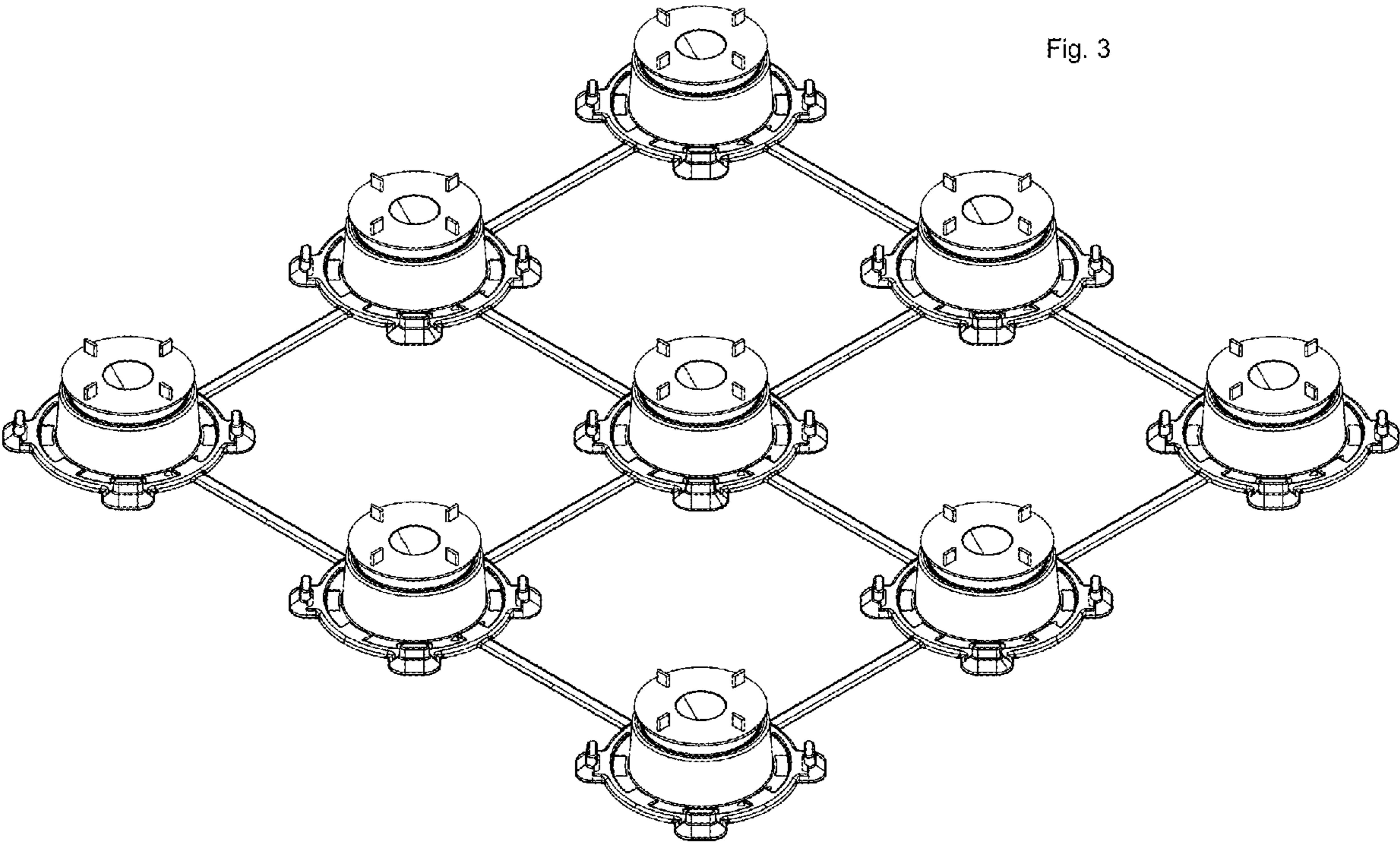


Fig. 3

Fig. 4

