



US00D929187S

(12) **United States Design Patent**  
**Rodbell**

(10) **Patent No.:** **US D929,187 S**

(45) **Date of Patent:** **\*\* Aug. 31, 2021**

- (54) **MULTI COMPARTMENT BOWL**
- (71) Applicant: **Elizabeth Rodbell**, Deerfield Beach, FL (US)
- (72) Inventor: **Elizabeth Rodbell**, Deerfield Beach, FL (US)
- (73) Assignee: **Bone Sante, LLC**, Atlanta, GA (US)
- (\*\*) Term: **15 Years**
- (21) Appl. No.: **29/715,845**
- (22) Filed: **Dec. 5, 2019**
- (51) **LOC (13) Cl.** ..... **07-01**
- (52) **U.S. Cl.**  
USPC ..... **D7/556; D7/555**
- (58) **Field of Classification Search**  
USPC ..... D7/587, 500, 555, 504, 542, 557, 556;  
220/574; D30/130, 129  
CPC ..... A47G 19/02; A47G 23/08; A47G 19/32  
See application file for complete search history.

- D757,374 S \* 5/2016 Breit ..... D30/133
- D759,339 S \* 6/2016 Smith ..... D99/5
- D766,659 S \* 9/2016 Laurain ..... D7/506
- D819,901 S \* 6/2018 Bone ..... D30/199
- D838,142 S \* 1/2019 Davies ..... D7/553.2
- D843,177 S \* 3/2019 Gonterman ..... D7/555
- D853,053 S \* 7/2019 O'Donnell ..... A01K 15/025  
D30/129
- D861,500 S \* 10/2019 Dominion ..... D9/761
- D874,273 S \* 2/2020 Katopis ..... D9/451
- D889,978 S \* 7/2020 Leboucher ..... D9/609
- D902,504 S \* 11/2020 Katopis ..... D30/159
- D907,308 S \* 1/2021 Becattini, Jr. .... D30/130
- D912,103 S \* 3/2021 Windle ..... D15/28
- D917,798 S \* 4/2021 Xue ..... D30/159
- 2011/0132269 A1 \* 6/2011 Davidson ..... A45F 5/02  
119/161
- 2011/0169183 A1 \* 7/2011 Axelrod ..... A01K 15/026  
264/46.4
- 2012/0068396 A1 \* 3/2012 Wirth, Jr. .... B23Q 1/032  
269/289 R

(Continued)

*Primary Examiner* — Cynthia R Underwood  
(74) *Attorney, Agent, or Firm* — Georgiy L. Khayet

(56) **References Cited**  
U.S. PATENT DOCUMENTS

- D22,305 S \* 3/1893 Schubert ..... D7/555
- D30,561 S \* 4/1899 Reynolds ..... D7/555
- D32,847 S \* 6/1900 Reynolds ..... D7/555
- D45,679 S \* 4/1914 Standerford ..... D7/555
- D185,873 S \* 8/1959 Bergeron ..... A47G 19/02  
D7/555
- D571,929 S \* 6/2008 Palmer, III ..... D25/2
- D601,855 S \* 10/2009 Sandhu ..... D7/555
- D656,280 S \* 3/2012 St. Clair ..... D30/129
- D682,442 S \* 5/2013 Nguyen ..... D24/224
- D693,862 S \* 11/2013 Wirth, Jr. .... D15/140
- D694,299 S \* 11/2013 Wirth, Jr. .... D15/140
- D697,687 S \* 1/2014 Kerr ..... D1/107
- 8,732,919 B1 \* 5/2014 Malueg-Ray ..... A61G 17/007  
27/1
- D741,024 S \* 10/2015 Liu ..... D30/129

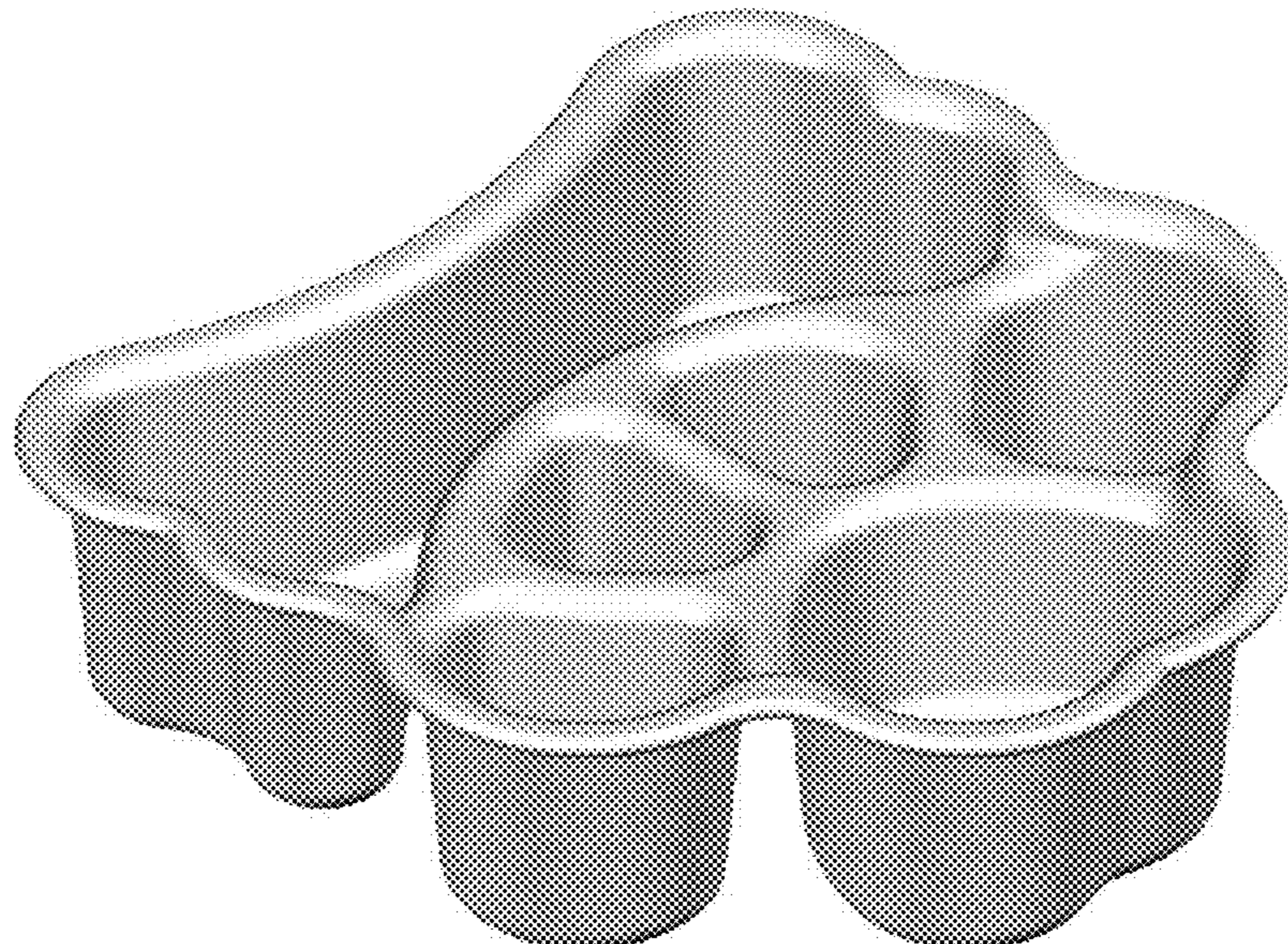
(57) **CLAIM**

The ornamental design for a multi compartment bowl, as shown and described.

**DESCRIPTION**

FIG. 1 is an elevated front-left-angle view of the multi compartment bowl;  
FIG. 2 is a front view of the multi compartment bowl;  
FIG. 3 is a left-side view of the multi compartment bowl;  
FIG. 4 is a rear view of the multi compartment bowl;  
FIG. 5 is a right-side view of the multi compartment bowl;  
FIG. 6 is a top view of a multi compartment bowl; and,  
FIG. 7 is a bottom view of the multi compartment bowl.

**1 Claim, 7 Drawing Sheets**



(56)

**References Cited**

U.S. PATENT DOCUMENTS

2013/0008388 A1\* 1/2013 Chancy ..... A01K 13/003  
119/604  
2016/0007565 A1\* 1/2016 Trottier ..... A01K 5/0114  
119/51.02  
2020/0323370 A1\* 10/2020 Connolly ..... B65D 75/5816

\* cited by examiner

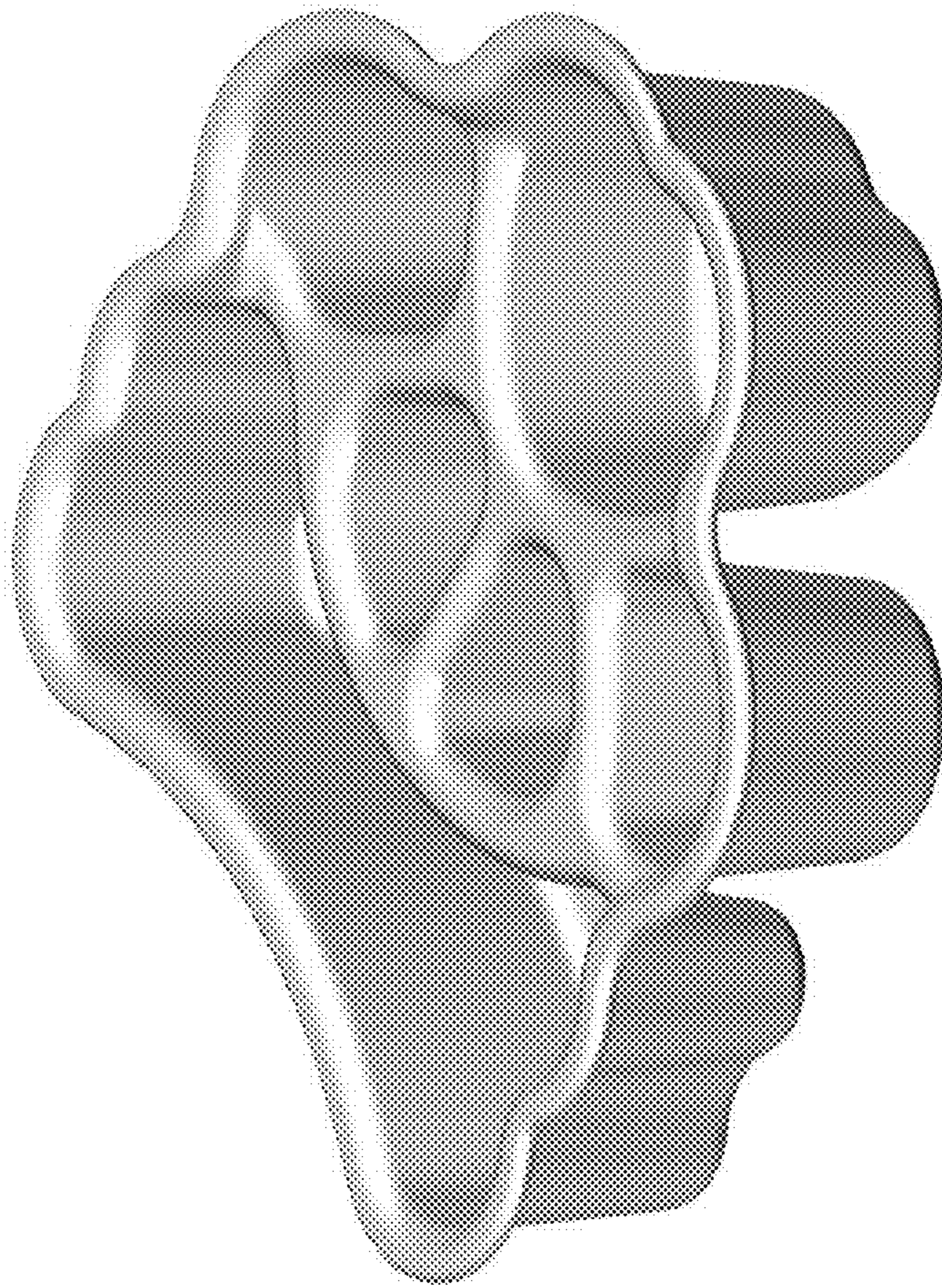


FIG. 1




FIG. 2





FIG. 3



**FIG. 4**





FIG. 5



**FIG. 6**





**FIG. 7**