



US00D929175S

(12) **United States Design Patent**  
**Shields**

(10) **Patent No.:** **US D929,175 S**

(45) **Date of Patent:** **\*\* Aug. 31, 2021**

- (54) **HOT DOG BBQ COOKER**
- (71) Applicant: **James M Shields**, Port Orchard, WA (US)
- (72) Inventor: **James M Shields**, Port Orchard, WA (US)
- (\*\*) Term: **15 Years**
- (21) Appl. No.: **29/696,947**
- (22) Filed: **Jul. 2, 2019**
- (51) **LOC (13) Cl.** ..... **07-02**
- (52) **U.S. Cl.**  
USPC ..... **D7/359**
- (58) **Field of Classification Search**  
USPC ..... D7/323, 352, 354, 355, 356, 357, 358, D7/359, 360, 361, 362, 363, 364, 365, D7/366, 402, 409, 753; D3/304; D9/736, 749, 755, 758, 759, 748, 414, D9/415, 416, 418, 424, 430, 432; D1/105, 124; D6/546, 549, 550, 553, D6/523  
CPC .. A21B 3/00; A21B 3/13; A21B 3/131; A21B 3/132; A21B 3/135; A21B 3/136; A21B 3/137; A21B 3/15; A21B 5/00; A21B 5/02; A21B 5/04; A47J 36/00; A47J 36/02; A47J 36/06; A47J 36/16; A47J 36/24; A47J 36/022; A47J 36/027; A47J 37/00; A47J 37/01; A47J 37/04; A47J 37/06; A47J 37/10; A47J 37/07; A47J 37/0781; A47J 37/0658; A47J 43/20  
See application file for complete search history.

7,586,067	B2 *	9/2009	Hill .....	A47J 43/18
				219/729
D855,451	S *	8/2019	Kim .....	D9/416
D858,203	S *	9/2019	Stevenson .....	D7/553.2
D863,056	S *	10/2019	Luna .....	D9/432
D867,077	S *	11/2019	Zemel .....	D7/669
D889,881	S *	7/2020	Sheffer .....	D6/553
D891,940	S *	8/2020	Szymanski .....	D9/749
2008/0282477	A1 *	11/2008	Cravatt .....	A21C 15/007
				7/111
2012/0018483	A1 *	1/2012	Matsumura .....	A47K 10/3637
				225/43
2014/0065277	A1 *	3/2014	Micara-Sartori ....	A22C 7/0046
				426/513

\* cited by examiner

*Primary Examiner* — Dana K Weiland  
*Assistant Examiner* — Messina L Smith  
(74) *Attorney, Agent, or Firm* — Mark S Hubert

(57) **CLAIM**

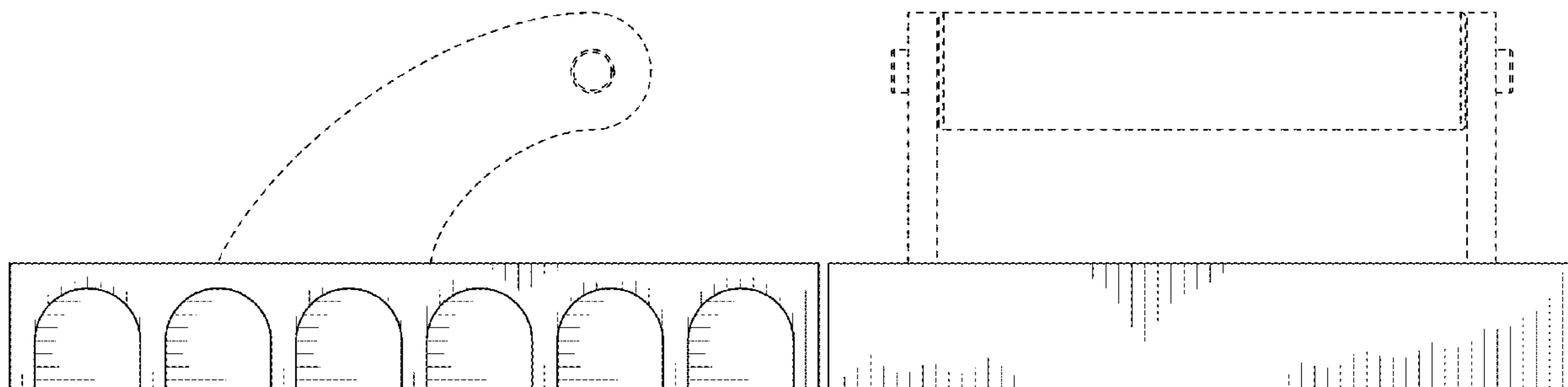
The ornamental design for a hot dog BBQ cooker, as shown and described.

**DESCRIPTION**

FIG. 1 is a left side view of a hot dog BBQ cooker showing my new design.  
FIG. 2 is a right side view of the hot dog BBQ cooker;  
FIG. 3 is a back view of the hot dog BBQ cooker;  
FIG. 4 is a front view of the hot dog BBQ cooker;  
FIG. 5 is a top view of the hot dog BBQ cooker; and,  
FIG. 6 is a bottom view of the hot dog BBQ cooker.  
The broken lines shown in the drawings depict portions of the hot dog BBQ cooker that form no part of the claimed design.

**1 Claim, 4 Drawing Sheets**

- (56) **References Cited**  
U.S. PATENT DOCUMENTS  
D259,010 S \* 4/1981 Klatt ..... D7/359  
D274,441 S \* 6/1984 Stevenson ..... D21/392



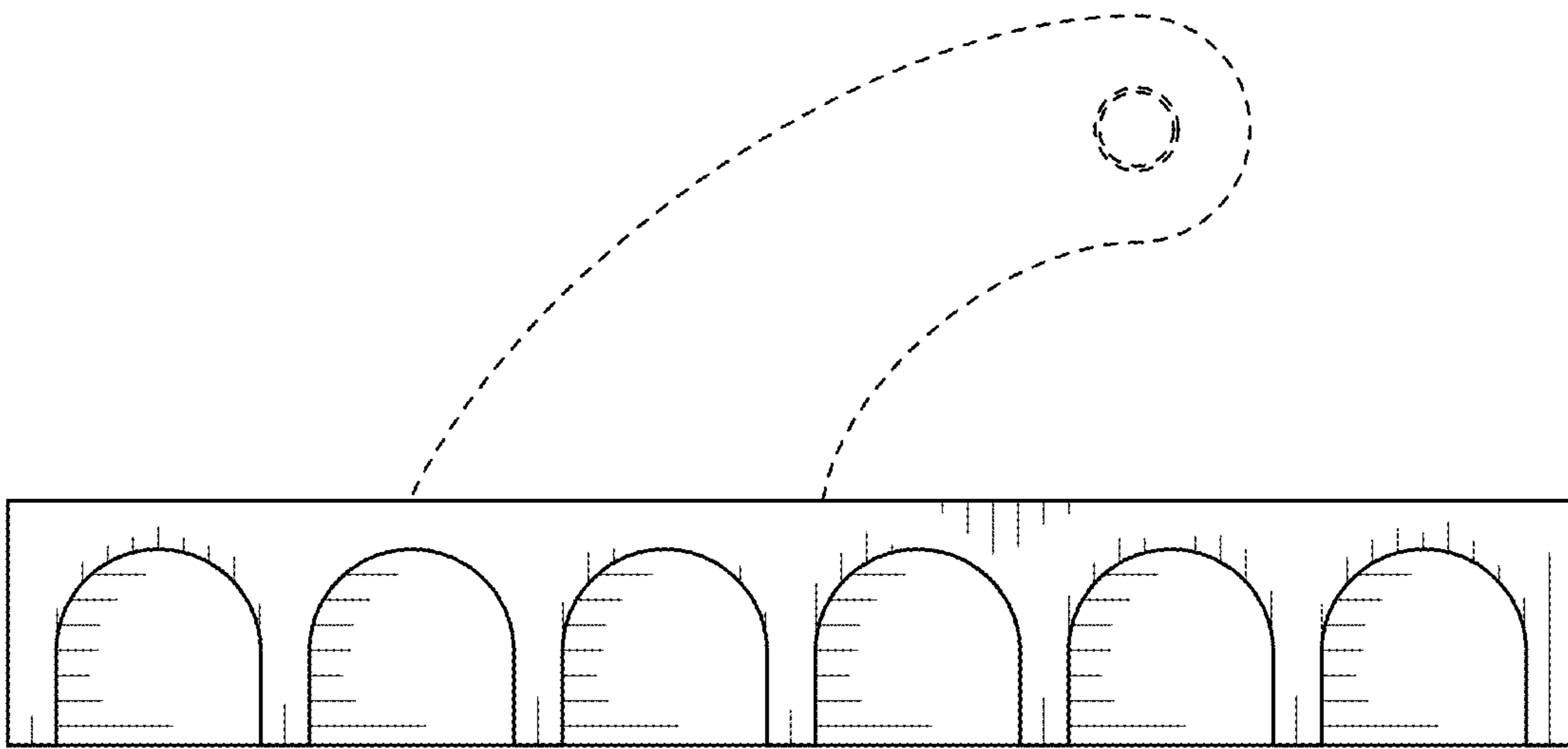


FIG. 1

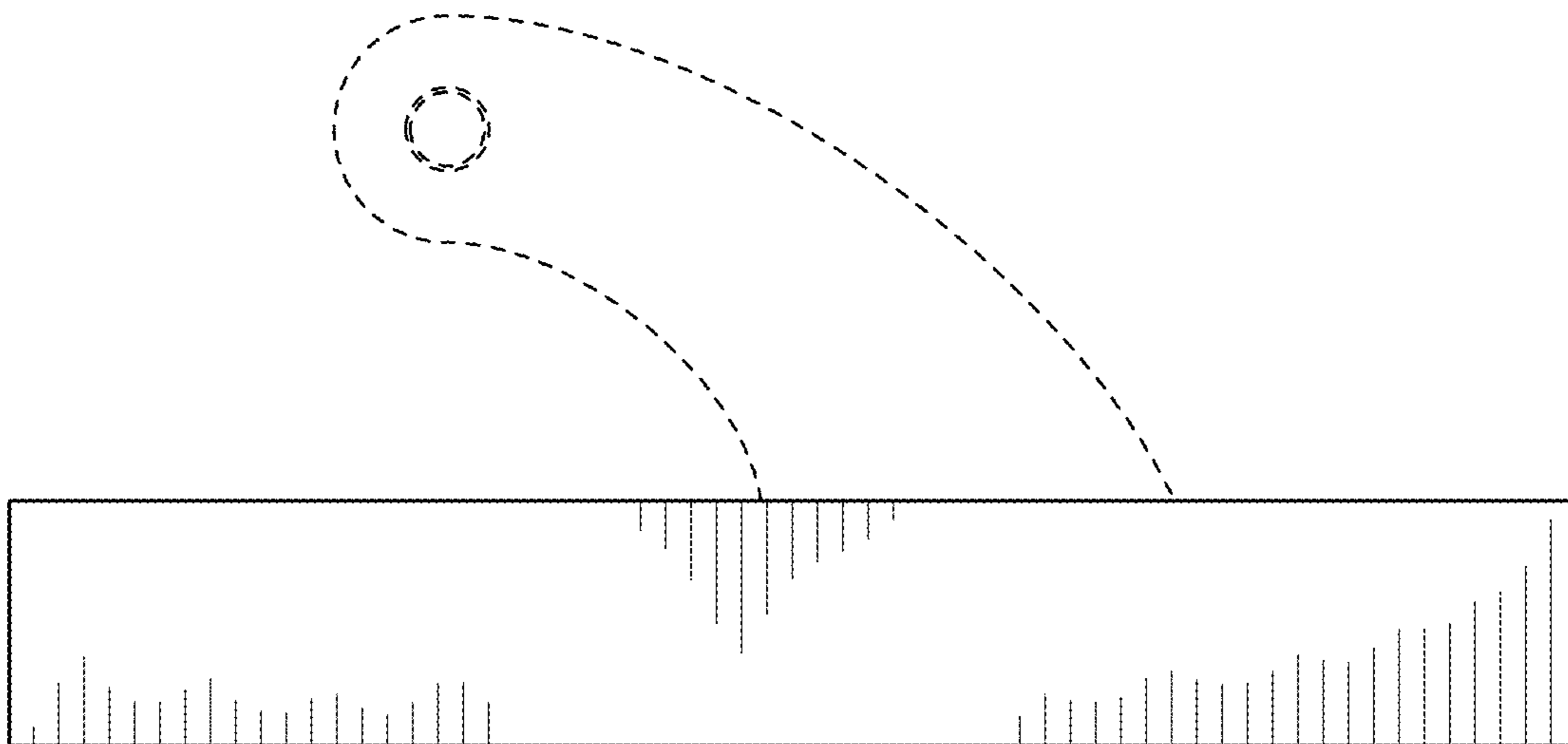


FIG. 2

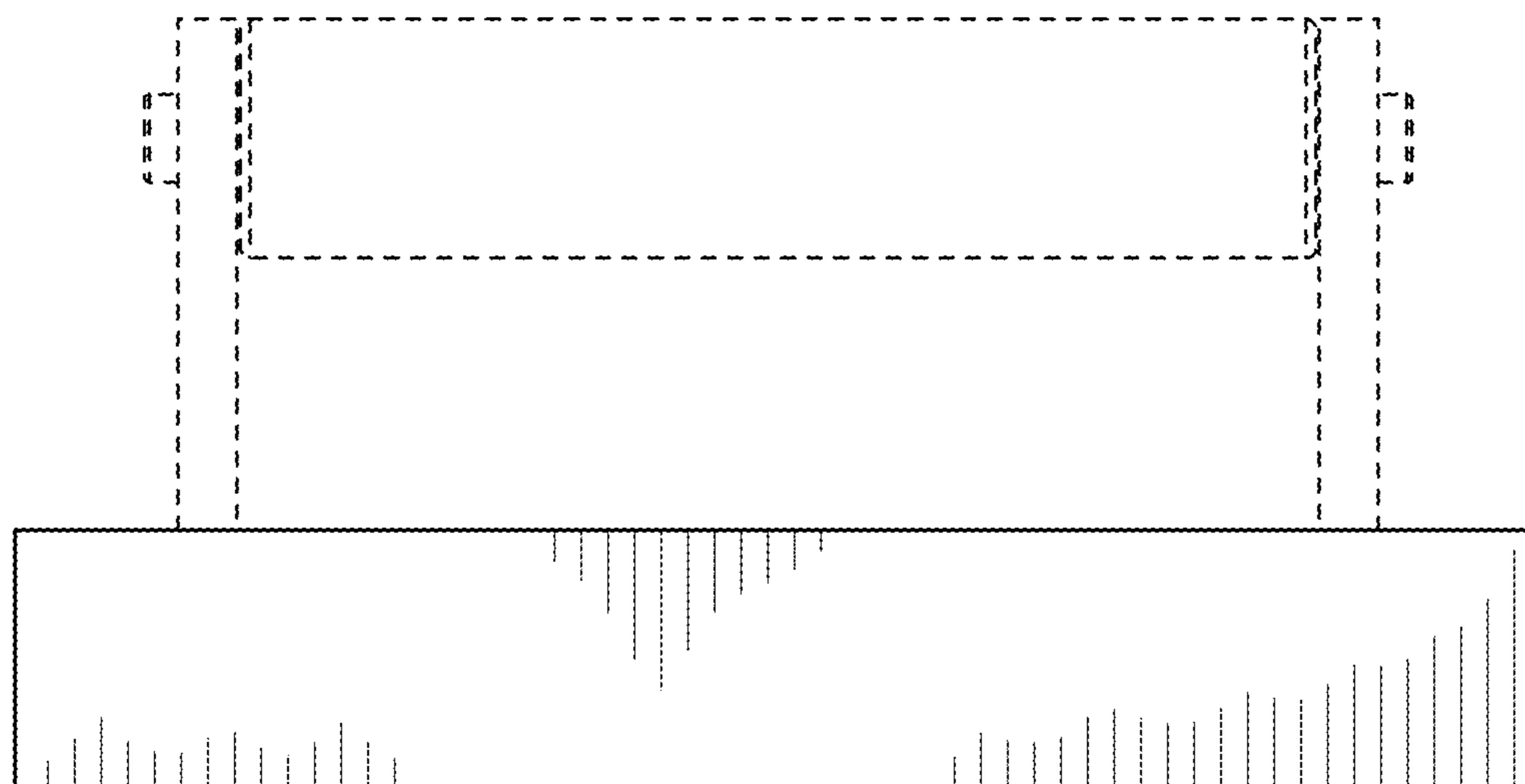


FIG. 3

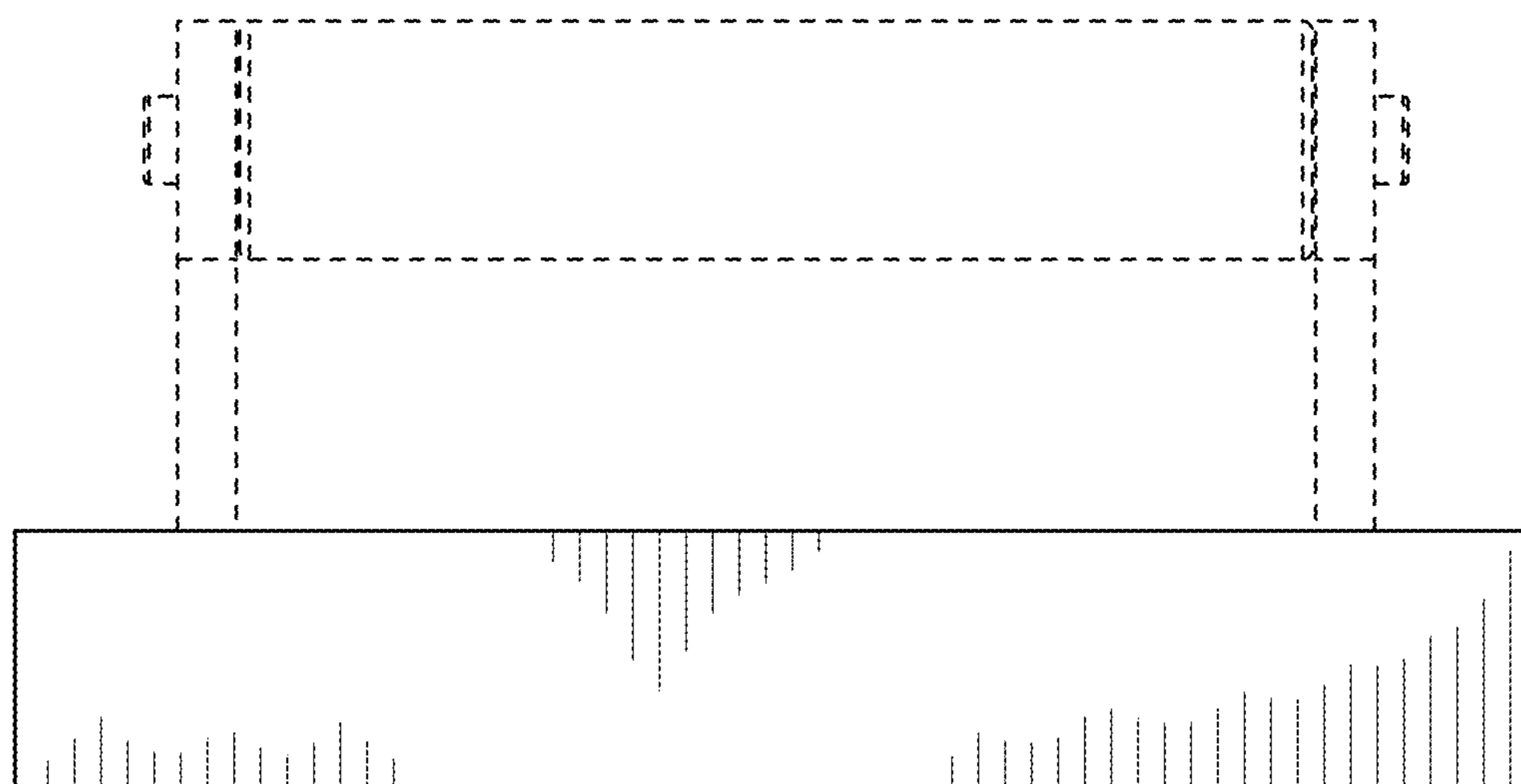


FIG. 4

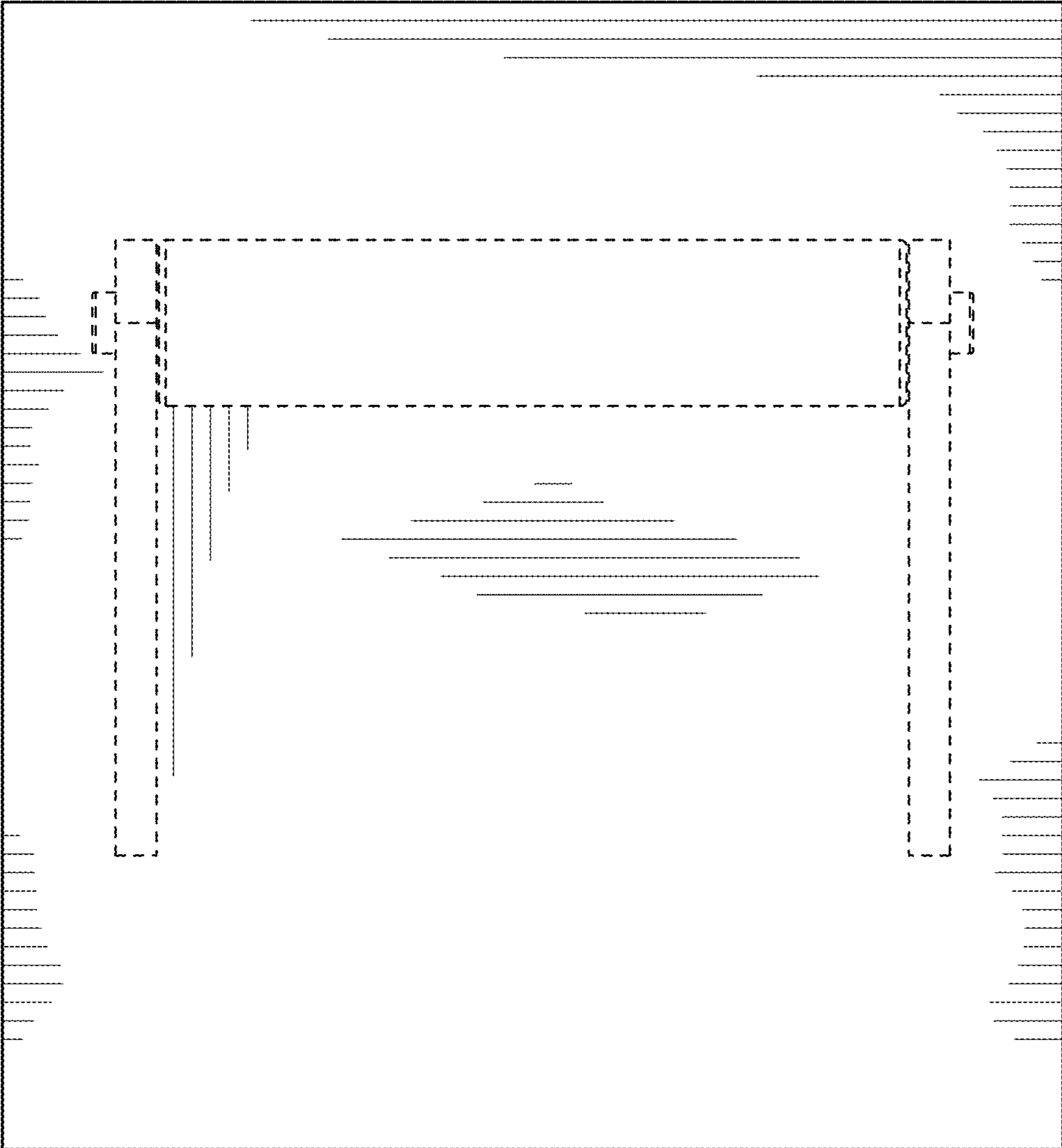


FIG. 5

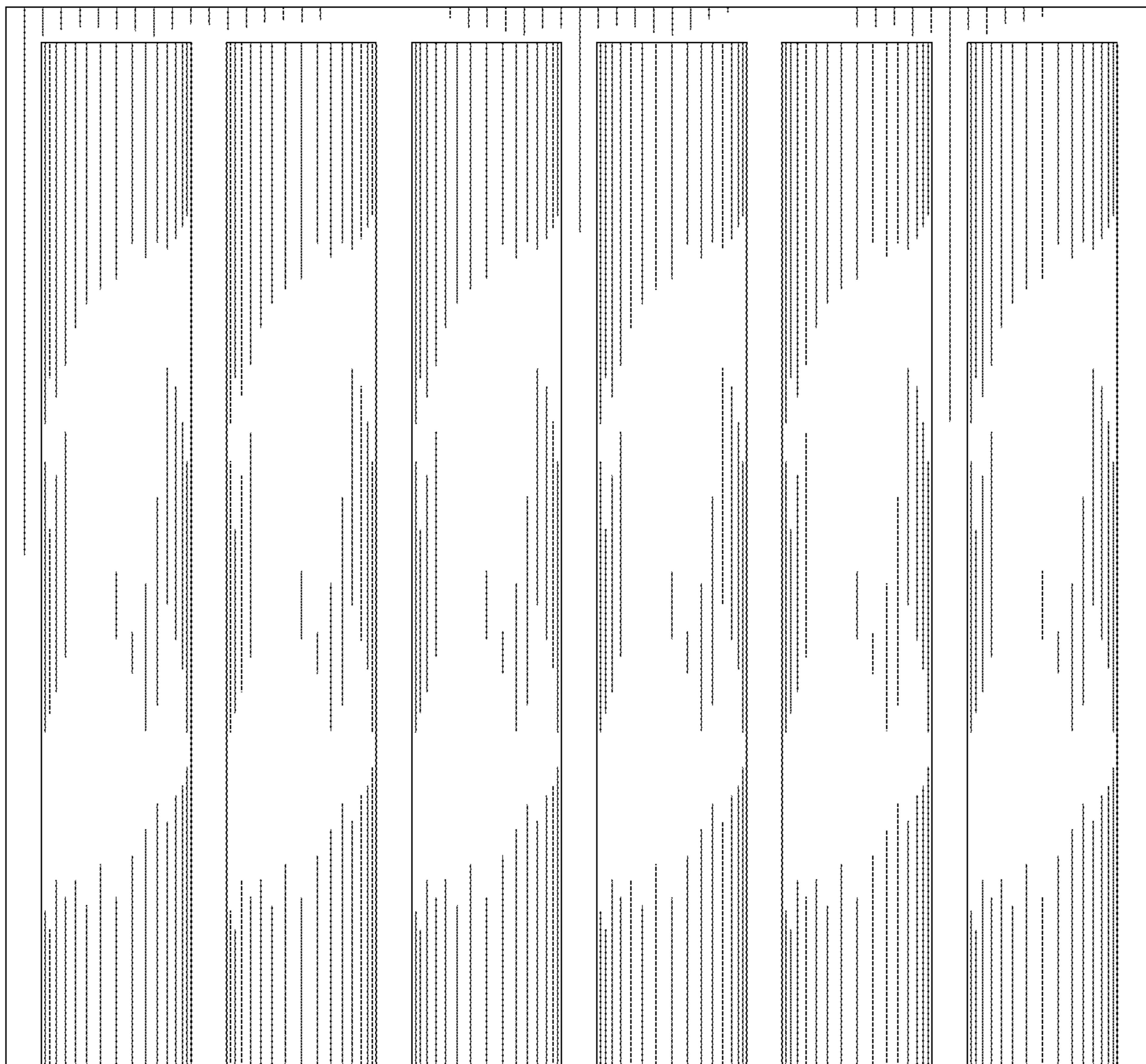


FIG. 6