



US00D929162S

(12) **United States Design Patent**
Schneck

(10) **Patent No.:** **US D929,162 S**

(45) **Date of Patent:** **** Aug. 31, 2021**

(54) **TABLE**

D351,300 S * 10/1994 Cox D6/692.4
D671,772 S * 12/2012 Lee D6/692.3
D851,971 S * 6/2019 Axelsson D6/692.4

(71) Applicant: **HAY APS**, Horsens (DK)

(72) Inventor: **Shane Schneck**, Stockholm (SE)

(73) Assignee: **HAY APS**, Horsens (DK)

(**) Term: **15 Years**

(21) Appl. No.: **29/711,312**

(22) Filed: **Oct. 30, 2019**

(30) **Foreign Application Priority Data**

May 21, 2019 (CN) 201930251119.X

(51) **LOC (13) Cl.** **06-03**

(52) **U.S. Cl.**
USPC **D6/692.3**

(58) **Field of Classification Search**
USPC D6/349, 685, 686, 690, 692, 692.1–692.6
CPC A47B 7/00; A47B 13/00; A47B 13/02;
A47B 13/023; A47B 13/04; A47B 13/06;
A47B 13/08; A47B 13/10; A47B 13/12;
A47B 2013/024; A47B 17/00; A47B
21/00; A47B 2200/0001; A47B
2200/0002; A47B 2200/0003; A47B
2200/0004; A47B 2200/0011; A47B
2200/002; A47B 2200/0021

See application file for complete search history.

(56) **References Cited**

U.S. PATENT DOCUMENTS

145,145 A * 12/1873 Baggs A47B 13/023
108/150
D224,324 S * 7/1972 Wiggins D6/686
D291,266 S * 8/1987 Lin A47B 13/023
D6/677.1

OTHER PUBLICATIONS

Bowler Side Table, Hay—Amara <https://www.amara.com/us/products/bowler-side-table-black> retrieved from the internet on Jun. 15, 2021.*

Tipi side table—objekto <https://www.objekto.fr/en/home/9-96-tipi.html> retrieved from the internet on Jun. 15, 2021.*

Jey Side Table with Handle, Impalma—ambiente direct https://www.ambientedirect.com/en/lapalma/jey-side-table-with-handle-h-50cm_pid_1269158.html retrieved from the internet on Jun. 15, 2021.*

* cited by examiner

Primary Examiner — Mary Ann Calabrese

(74) *Attorney, Agent, or Firm* — Cantor Colburn LLP

(57) **CLAIM**

I claim, the ornamental design for a table, as shown and described.

DESCRIPTION

FIG. 1 is a perspective view of a table, showing my new design;

FIG. 2 is a front view thereof;

FIG. 3 is a rear view thereof;

FIG. 4 is a side view thereof;

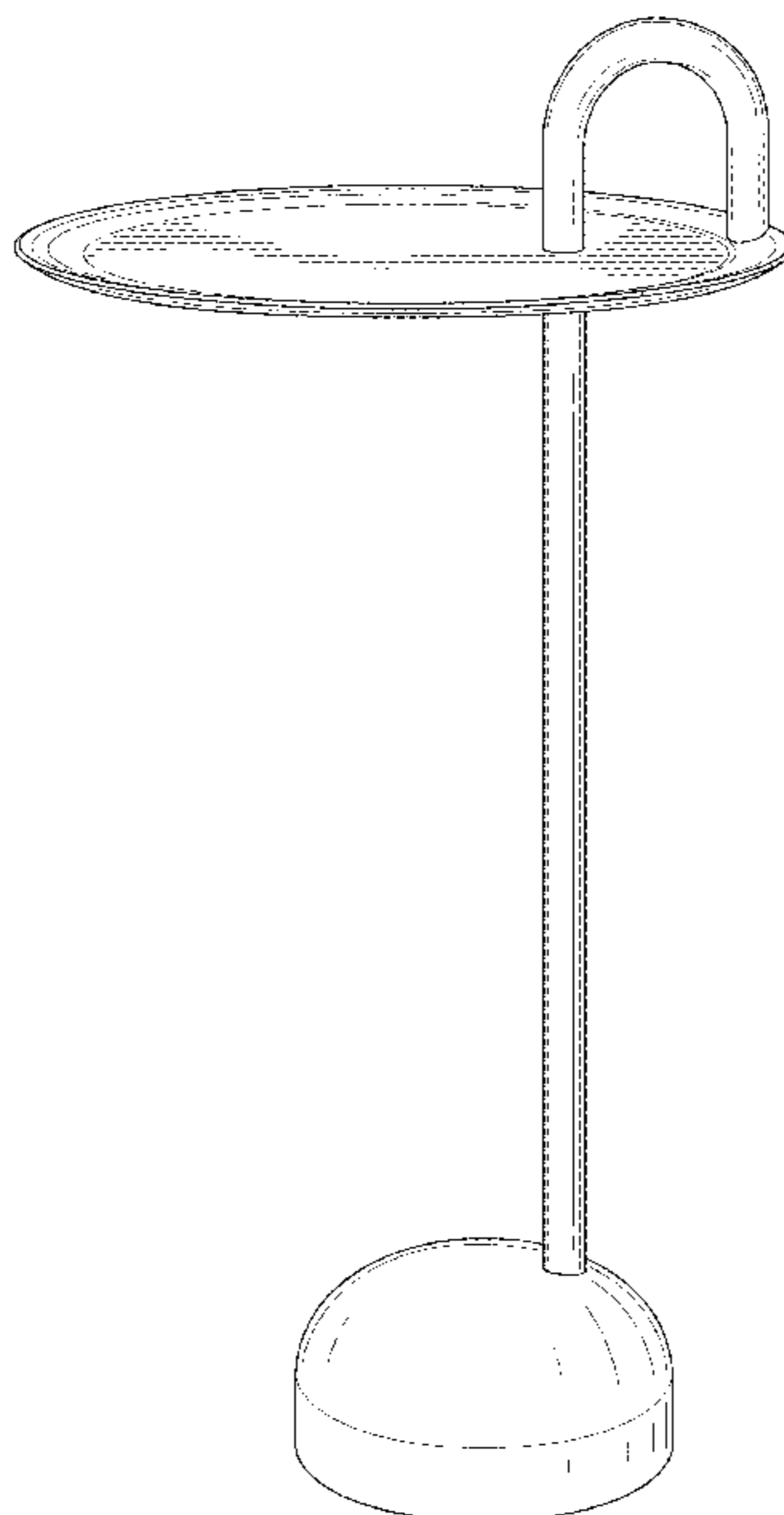
FIG. 5 is an opposite side view thereof;

FIG. 6 is a top view thereof; and,

FIG. 7 is a bottom view thereof.

In the drawings, the broken lines show portions of the table that form no part of the claimed design.

1 Claim, 7 Drawing Sheets






FIG. 1




FIG. 2




FIG. 3


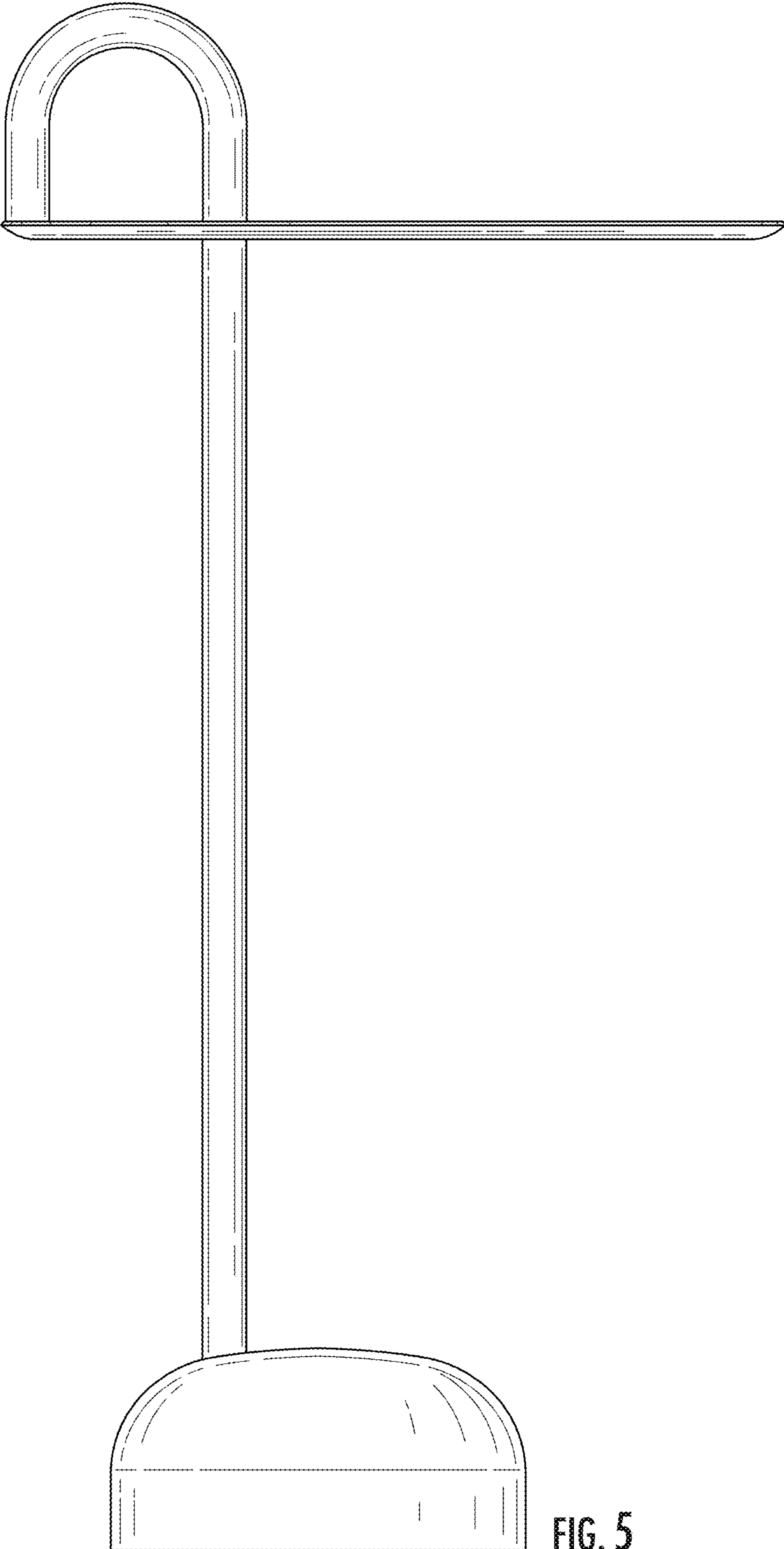


FIG. 4



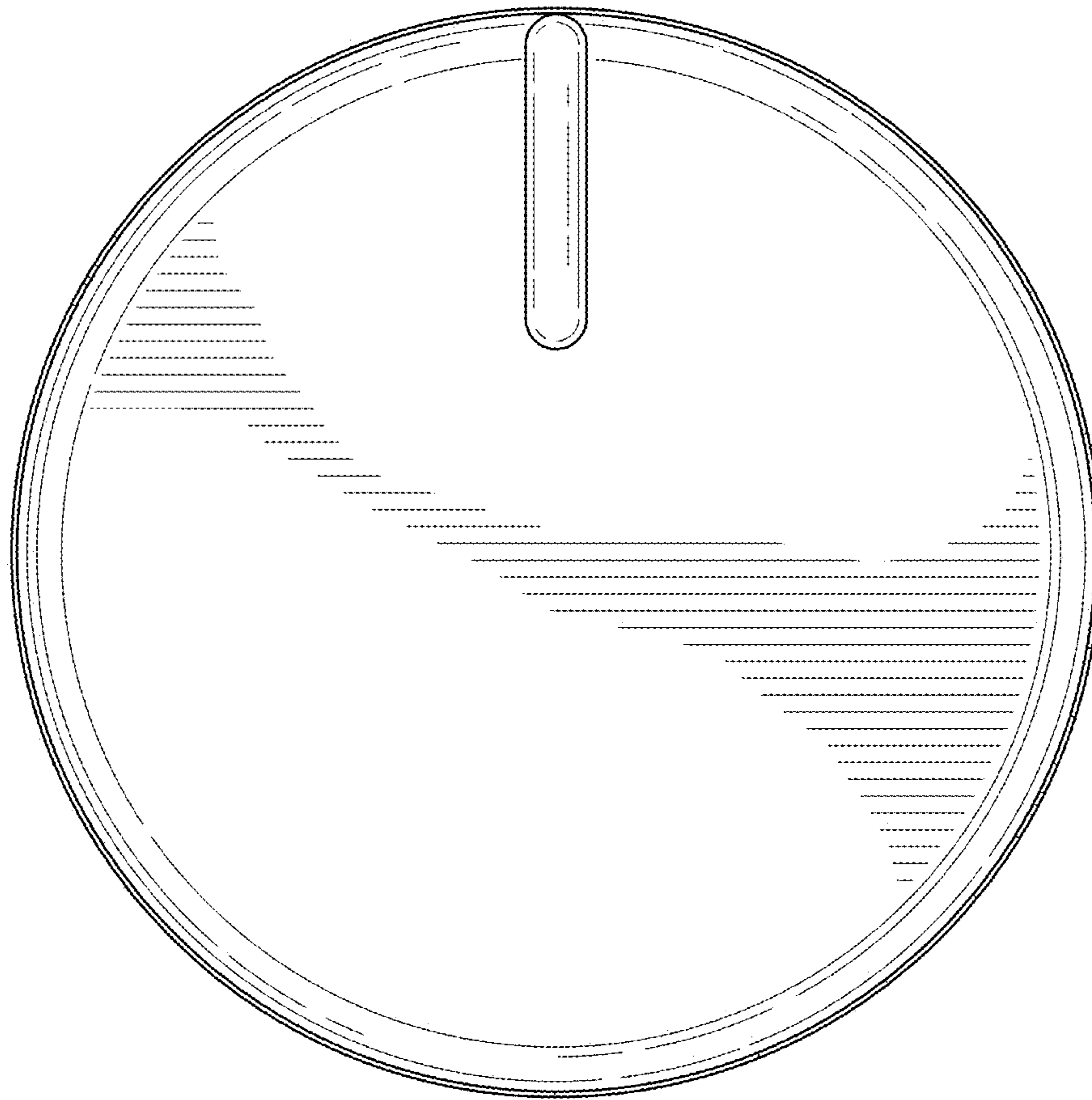


FIG. 6

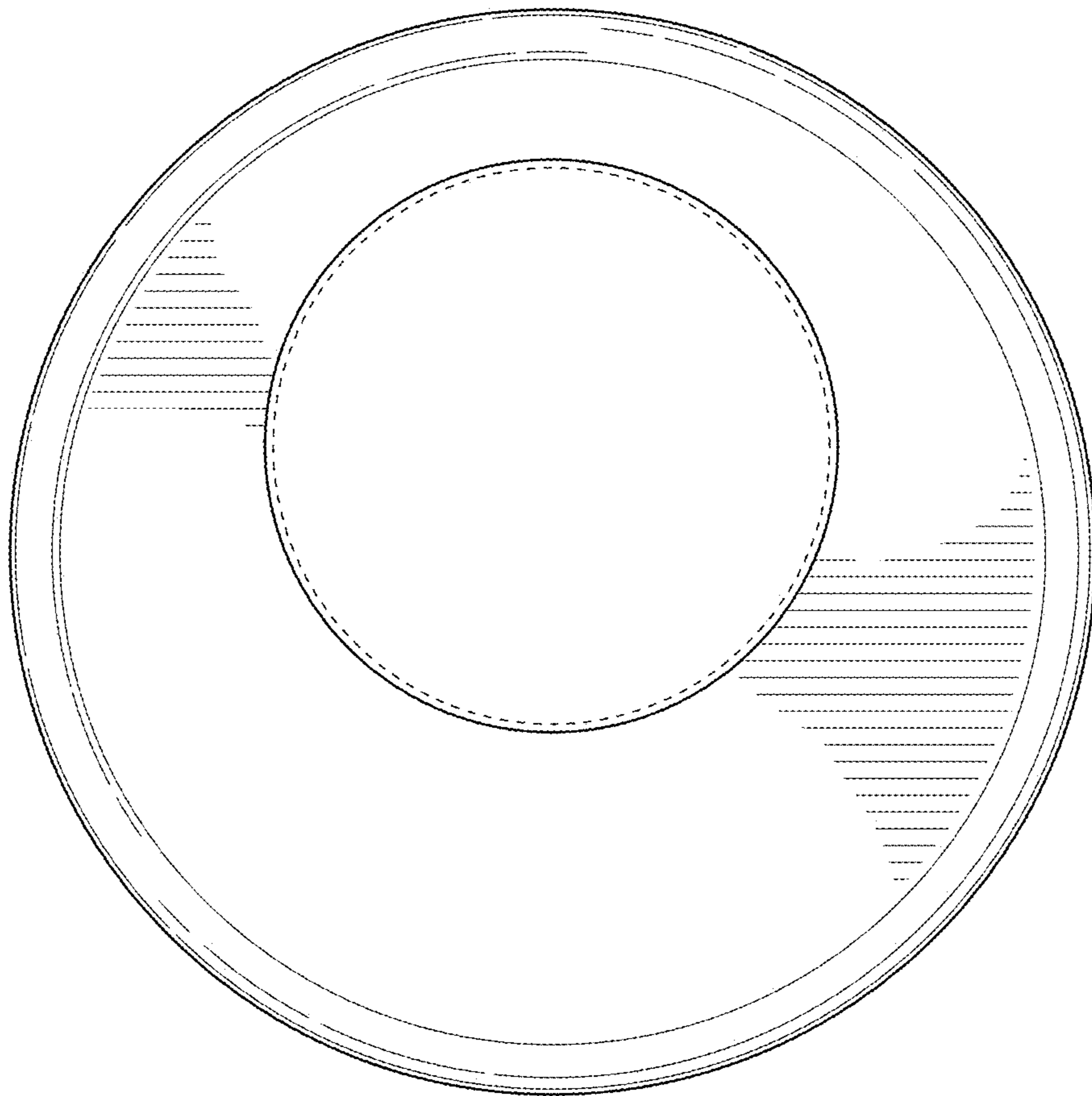


FIG. 7